

Thank you for purchasing a Hagie Sprayer. We appreciate having you as a customer.

This addendum is for Hagie Sprayers with a boom that has a section that folds or extends. It contains updated information on the safe operation of the booms. If there are other operators of the sprayer make sure that they read and understand this addendum as well.

Some of the information contained in this addendum may not apply to your machine if it does not have a particular option. Also, the specifics of operation are not listed in this addendum. Refer to the original manual supplied with your machine for proper operation.

If you no longer have the operators' manual for your machine, go to [WWW.HAGIEHELP.COM](http://WWW.HAGIEHELP.COM), click the Manuals tab, select your model and open the year of your machine. If you do not have internet access, contact the Hagie Customer Support Department at 800-247-4885 and we will immediately mail you a copy of the addendum.

In the process of folding or unfolding the booms for operation, transport, maintenance or attachment exchange, the boom tips can extend up and above the machine contacting an overhead obstruction or power lines. If this condition occurs, severe injury or death to the operator and bystanders can result.

This addendum addresses the conditions and how to avoid them.

## **SAFETY**

Most accidents occur as the result of failure to follow simple and fundamental safety rules. For this reason, most accidents can be prevented by recognizing the real cause and doing something about it before the accident occurs.

Many conditions cannot be completely safeguarded against without interfering with efficient operation and/or reasonable accessibility. Therefore, you must study this addendum and the Operator's Manual and learn how to use the sprayer controls for safe operation. Likewise, do not let anyone else operate without instruction.


Do NOT make modifications such as weldments, add-ons, adaptations, or changes from the original design of sprayer. Such changes and/or modifications may become safety hazards to you and to others and **will void all warranties.**




Replace missing, faded, or damaged safety signs. See the operator's manual for correct sign and placement.

# Transporting

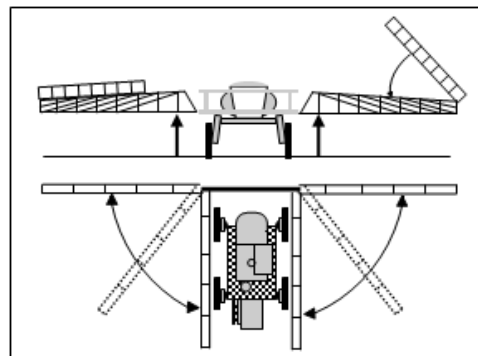
## Driving or Trailing

 **Warning:** When transporting the sprayer, observe the following safety items to avoid serious injury or death.

- Check for overhead clearance before driving under any overhead obstructions.
- Contact with power lines can result in serious injury or death.


 **Caution:** When transporting the sprayer observe the following safety item to avoid injury or equipment damage.

- Do not transport machine without all boom sections folded and in the cradles.




# Boom Operation

## Spraying or Positioning

 **Warning:** When operating or positioning the booms, observe the following safety items.

- The boom extension/fold switch controls both the left and right outer boom sections simultaneously. Both sections will extend/fold when the switch is pressed. Monitor both boom tips during the boom extension/fold sequence.
- Cradle booms when leaving sprayer unattended.
- Make sure booms are folded prior to cradling.
- Select a safe area before extending/folding booms.
- Clear area of personnel.
- Check for overhead obstruction.
- Do not fold or unfold booms near power lines. Contact with power lines can result in serious injury or death.

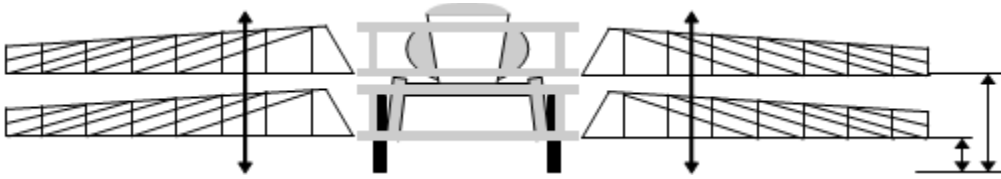


 **Caution:** When operating or positioning the booms, observe the following safety items to avoid injury or equipment damage.

- Do not fold/unfold boom extensions when main boom is in the cradle.
- Do not operate the sprayer with one boom out of cradle and other boom in the cradle.

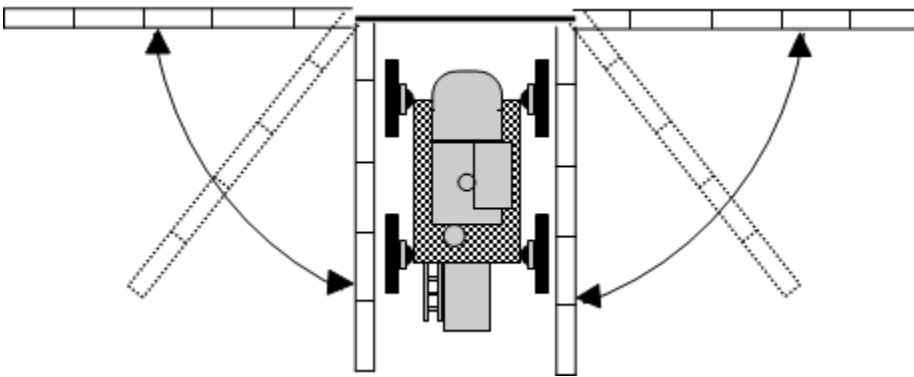
### Lift

The boom lift switch is used when raising or lowering the transom. Refer to the section on Spray booms for more information.



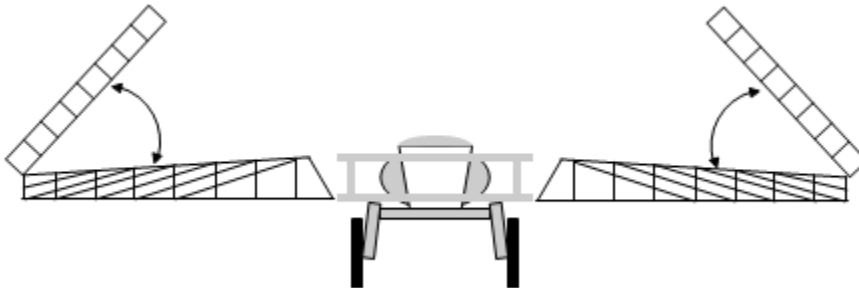
### Horizontal Boom Extension

The boom horizontal extension switches are used when horizontally extending or retracting the booms. Refer to the section on spray booms for more information.



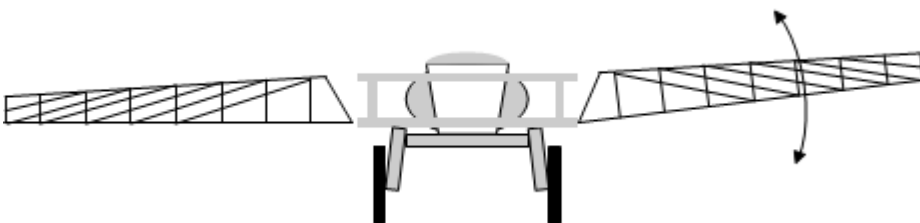
### Boom Extension

The boom extension switch is used when vertically extending or retracting the booms. Refer to the section on spray booms for more information. Always open boom tips with main booms fully extended as shown below. Never open boom tips while in the cradle.



### Boom Level

The level switches are used when leveling the boom tips to match the terrain. Refer to the section on spray booms for more information.



## MD3 120' Boom Page (optional)

The 120' boom option is located on the misc. page of the MD3. For more information on the 120' boom, please refer to the 120 Boom operator's manual.



**! Caution:** Boom extensions can only be folded when the hydrostatic lever is in the neutral position and you have pushed the **ACK** (acknowledge) on the MD3 showing that you have acknowledged that there are no power lines overhead. If the sprayer is put in gear during folding, the boom movement will stop.

## QUICK-TACH SYSTEM

The Hagie "Quick-tach" system is a convenient way of changing between sprayer attachments.

**! Warning:** When removing or attaching the booms, observe the following safety items.

- The boom extension/fold switch controls both the left and right outer boom sections simultaneously. Both sections will extend/fold when the switch is pressed. Monitor both sides during the boom extension/fold sequence.
- Select a safe area before extending/folding booms.
- Clear area of personnel.
- Check for overhead obstruction.
- Do not fold or unfold booms near power lines. Contact with power lines can result in serious injury or death.



**! Caution:** When removing or attaching the booms, observe the following safety items to avoid injury or equipment damage.

- Do not fold/unfold boom extensions when main boom is in the cradle.
- Do not operate sprayer with one boom out of cradle and other boom in the cradle.

**! WARNING:** Turn the engine OFF before disconnecting any hoses or electrical lines! Failure to do so may result in serious injury or death.