

PARTS MANUAL
FOR

HAGIE MODEL 8500 DETASSELERS

HAGIE MANUFACTURING COMPANY
BOX 273 CLARION, IOWA 50525 **(515) 532-2861**

COVERS MACHINE SERIAL NUMBERS: **096558001 Thru 096558100**
090958001 Thru 090958100

10-85 493095

DETASSELER IDENTIFICATION

Each Hagie detasseler is identified by means of a frame serial number. This serial number denotes the model, year in which it was built, and the number of the detasseler. As for further identification, the engine has a serial number, the hydrostatic pump has a serial number, the wheel motors have identification tags, and the planetary hubs have identification plates that describe the type of mount and gear ratio. To insure prompt, efficient service when ordering parts or requesting service repairs from Hagie Manufacturing Company, record the serial and identification numbers in the space provided below.

Note: Reference to left hand and right hand used through this manual refers to the position when seated in the operator's seat facing forward.

DETASSELER SERIAL NUMBER

ENGINE SERIAL NUMBER

TABLE OF CONTENTS

Engine Assembly.....4-7

Four-Wheel Drive Valve And Flow Divider.....8-10

Radiator And Oil Cooler.....11

Leg Assemblies.....12-17

Tire Assembly.....18

Fuel And Oil Tanks.....19-21

Exhaust Pipe And Air Cleaner.....22-23

Steering Cylinder.....24

Tie Rod Assembly.....25

Miscellaneous Frame Components.....26-27

Steering Wheel.....28

Instrument Panel.....29

Operator Station.....30-34

Sheet Metal And Ladder.....33-34

Return Manifold & Flow Divider.....35-37

Three-Spool Valve Assembly.....38

Tasselrol Cover Assembly.....39

Flow Control & One-Spool Valve.....40-42

Outrigger And Lift Assembly.....43-47

Roller And Male Corn Cutter Assembly.....48-49

Cutter Assembly.....50-51

Tasselrol Components.....52-53

Electrohydraulic Valve.....54-55

Planetary Gear Assembly.....56-58

Decals.....59-62

Electrical Schematic.....63-65

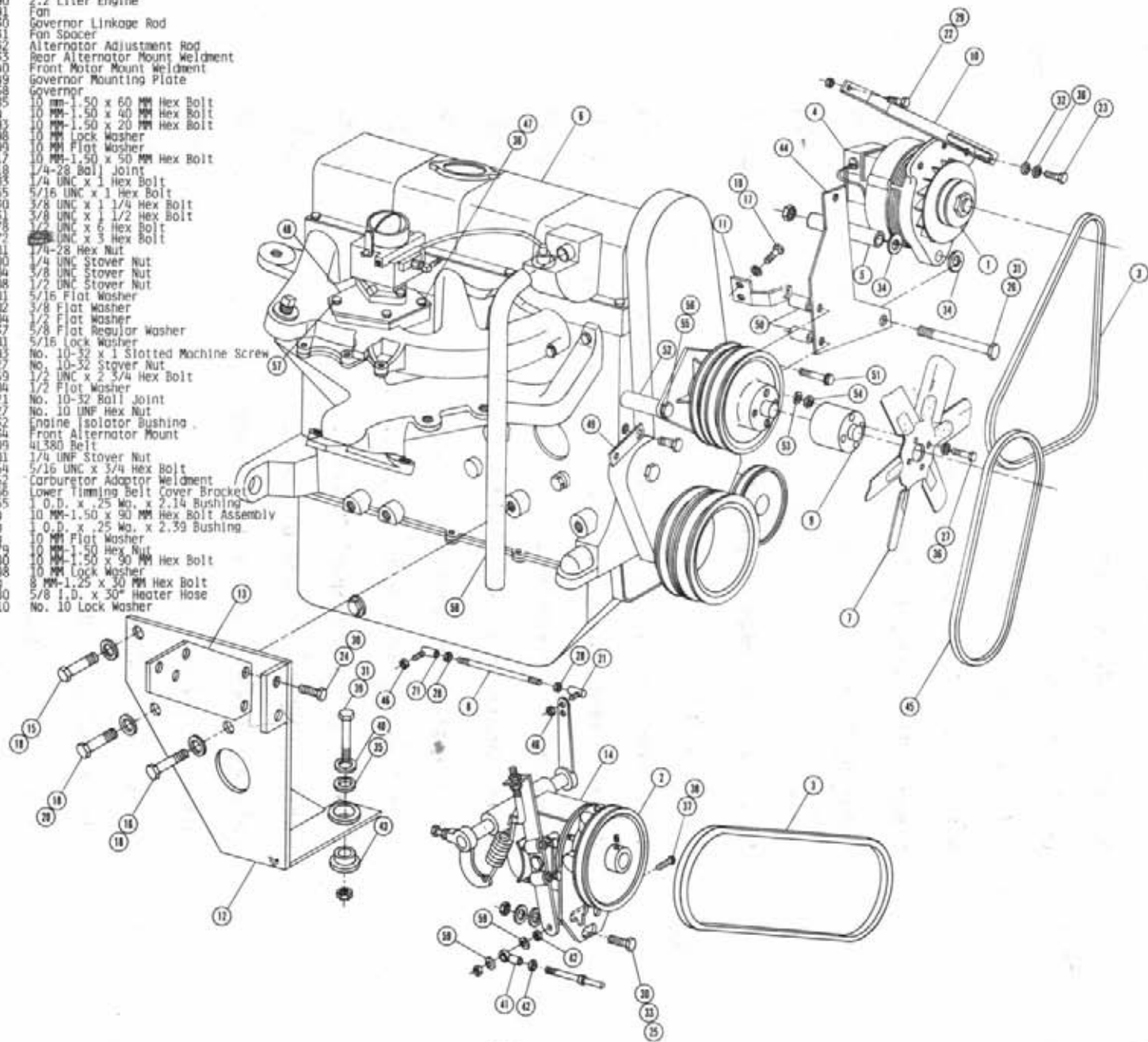
Hydraulic Schematic.....66-79

Abbreviations.....80

Index.....81

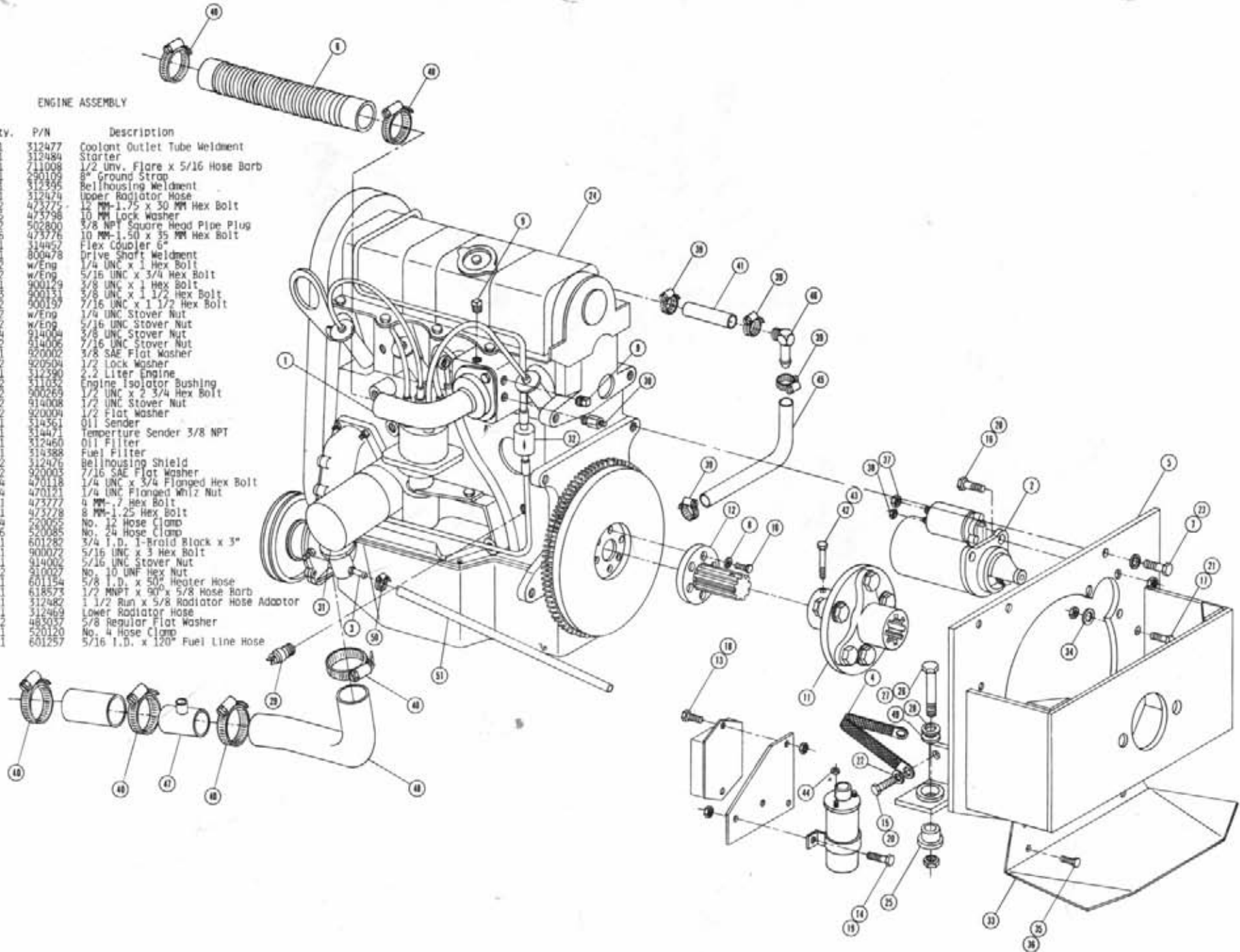
ENGINE ASSEMBLY

Det. Qty.	P/N	Description
1	141022	Alternator Sheave
1	147026	5 O.D. x 5/8 Bore Bushing
1	147425	3V425 Belt
1	510095	55 Amp Alternator
1	510608	Alternator Spacer
1	512390	2.2 Liter Engine
1	512391	Fan
1	512450	Governor Linkage Rod
1	512431	Fan Spacer
1	512452	Alternator Adjustment Rod
1	512453	Rear Alternator Mount Weldment
1	512440	Front Motor Mount Weldment
1	512449	Governor Mounting Plate
1	512458	Governor
1	475785	10 MM-1.50 x 60 MM Hex Bolt
1	w/Eng	10 MM-1.50 x 40 MM Hex Bolt
1	475793	10 MM-1.50 x 20 MM Hex Bolt
1	475798	10 MM Lock Washer
1	475799	10 MM Flat Washer
1	475817	10 MM-1.50 x 50 MM Hex Bolt
1	475918	1/4-28 Ball Joint
1	900003	1/4 UNC x 1 Hex Bolt
1	900065	5/16 UNC x 1 Hex Bolt
1	900130	3/8 UNC x 1 1/4 Hex Bolt
1	900151	3/8 UNC x 1 1/2 Hex Bolt
1	900278	1/2 UNC x 3 Hex Bolt
1	900072	1/2 UNC x 3 Hex Bolt
1	910001	1/4-28 Hex Nut
1	914000	1/4 UNC Stover Nut
1	914004	3/8 UNC Stover Nut
1	914008	1/2 UNC Stover Nut
1	920001	5/16 Flat Washer
1	920002	3/8 Flat Washer
1	920004	1/2 Flat Washer
1	485057	5/8 Flat Regular Washer
1	920501	5/16 Lock Washer
1	903893	No. 10-32 x 1 Slotted Machine Screw
1	914027	No. 10-32 Stover Nut
1	900269	1/2 UNC x 2 3/4 Hex Bolt
1	920004	1/2 Flat Washer
1	475921	No. 10-32 Ball Joint
1	910027	No. 10 UNF Hex Nut
1	511032	Engine Isolator Bushing
1	512434	Front Alternator Mount
1	147009	41380 Belt
1	914001	1/4 UNF Stover Nut
1	900064	5/16 UNC x 3/4 Hex Bolt
1	512462	Carburetor Adaptor Weldment
1	512466	Lower Timing Belt Cover Bracket
1	512465	1 O.D. x .25 Mo. x 2.14 Bushing
1	w/Eng	10 MM-1.50 x 90 MM Hex Bolt Assembly
1	w/Eng	1 O.D. x .25 Mo. x 2.39 Bushing
1	w/Eng	10 MM Flat Washer
1	475779	10 MM-1.50 Hex Nut
1	475780	10 MM-1.50 x 90 MM Hex Bolt
1	475798	10 MM Lock Washer
1	w/Eng	8 MM-1.25 x 30 MM Hex Bolt
1	601280	5/8 I.D. x 30" Heater Hose
1	920510	No. 10 Lock Washer



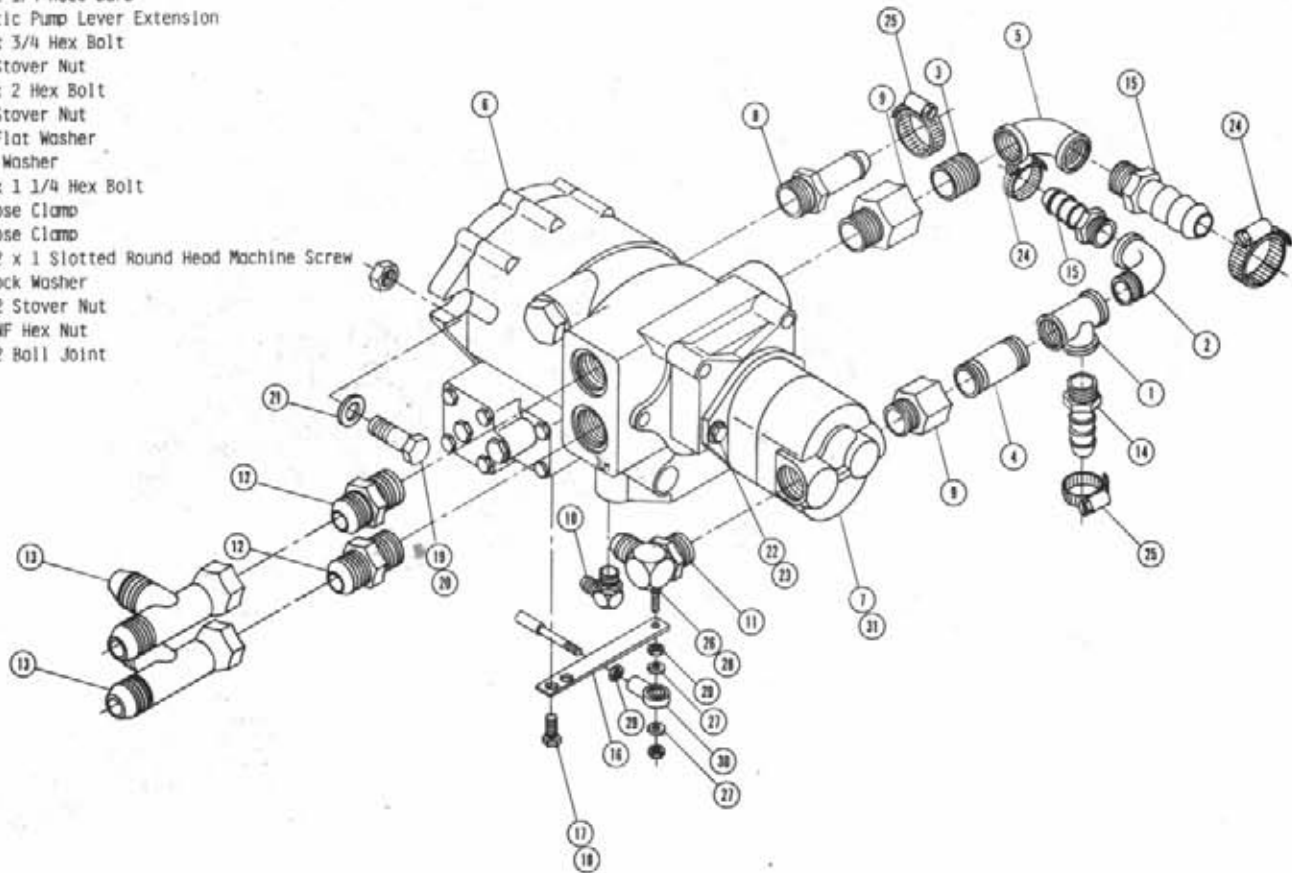
ENGINE ASSEMBLY

Det.	Qty.	P/N	Description
1	1	312477	Coolant Outlet Tube Weldment
2	1	312484	Starter
3	1	711008	1/2 Unv. Flare x 5/16 Hose Barb
4	1	250103	8" Ground Strap
5	1	613395	Bellhousing Weldment
6	1	312474	Upper Radiator Hose
7	1	473775	1/2 UNF-1.75 x 30 MM Hex Bolt
8	1	473798	10 MM Lock Washer
9	1	502800	3/8 NPT Square Head Pipe Plug
10	1	473776	10 MM-1.50 x 35 MM Hex Bolt
11	1	314452	Flex Coupler 6"
12	1	800478	Drive Shaft Weldment
13	1	w/Eng	1/4 UNC x 1 Hex Bolt
14	1	w/Eng	5/16 UNC x 3/4 Hex Bolt
15	1	900129	3/8 UNC x 1 Hex Bolt
16	1	900131	3/8 UNC x 1 1/2 Hex Bolt
17	1	900137	7/16 UNC x 1 1/2 Hex Bolt
18	1	w/Eng	1/4 UNC Stover Nut
19	1	w/Eng	5/16 UNC Stover Nut
20	1	914004	3/8 UNC Stover Nut
21	1	914006	7/16 UNC Stover Nut
22	1	920002	3/8 SAE Flat Washer
23	1	920504	1/2 Lock Washer
24	1	312390	2.2 Liter Engine
25	1	311652	Engine Isolator Bushing
26	1	900269	1/2 UNC x 2 3/4 Hex Bolt
27	1	914008	1/2 UNC Stover Nut
28	1	920004	1/2 Flat Washer
29	1	314361	Oil Sender
30	1	314471	Temperature Sender 3/8 NPT
31	1	312460	Oil Filter
32	1	314388	Fuel Filter
33	1	312476	Bellhousing Shield
34	1	920005	7/16 SAE Flat Washer
35	1	470118	1/4 UNC x 3/4 Flanged Hex Bolt
36	1	470121	1/4 UNC Flanged Whiz Nut
37	1	473777	4 MM-7 Hex Bolt
38	1	473778	8 MM-1.25 Hex Bolt
39	1	520055	No. 12 Hose Clamp
40	1	520085	No. 24 Hose Clamp
41	1	601282	3/4 I.D. 1-Braid Black x 3"
42	1	900072	5/16 UNC x 3 Hex Bolt
43	1	914002	5/16 UNC Stover Nut
44	1	910027	No. 10 UNF Hex Nut
45	1	601154	5/8 I.D. x 50" Heater Hose
46	1	618573	1/2 MNPT x 90° x 5/8 Hose Barb
47	1	312482	1 1/2 Run x 5/8 Radiator Hose Adaptor
48	1	312469	Lower Radiator Hose
49	1	483057	5/8 Regular Flat Washer
50	1	520120	No. 4 Hose Clamp
51	1	601257	5/16 I.D. x 120" Fuel Line Hose



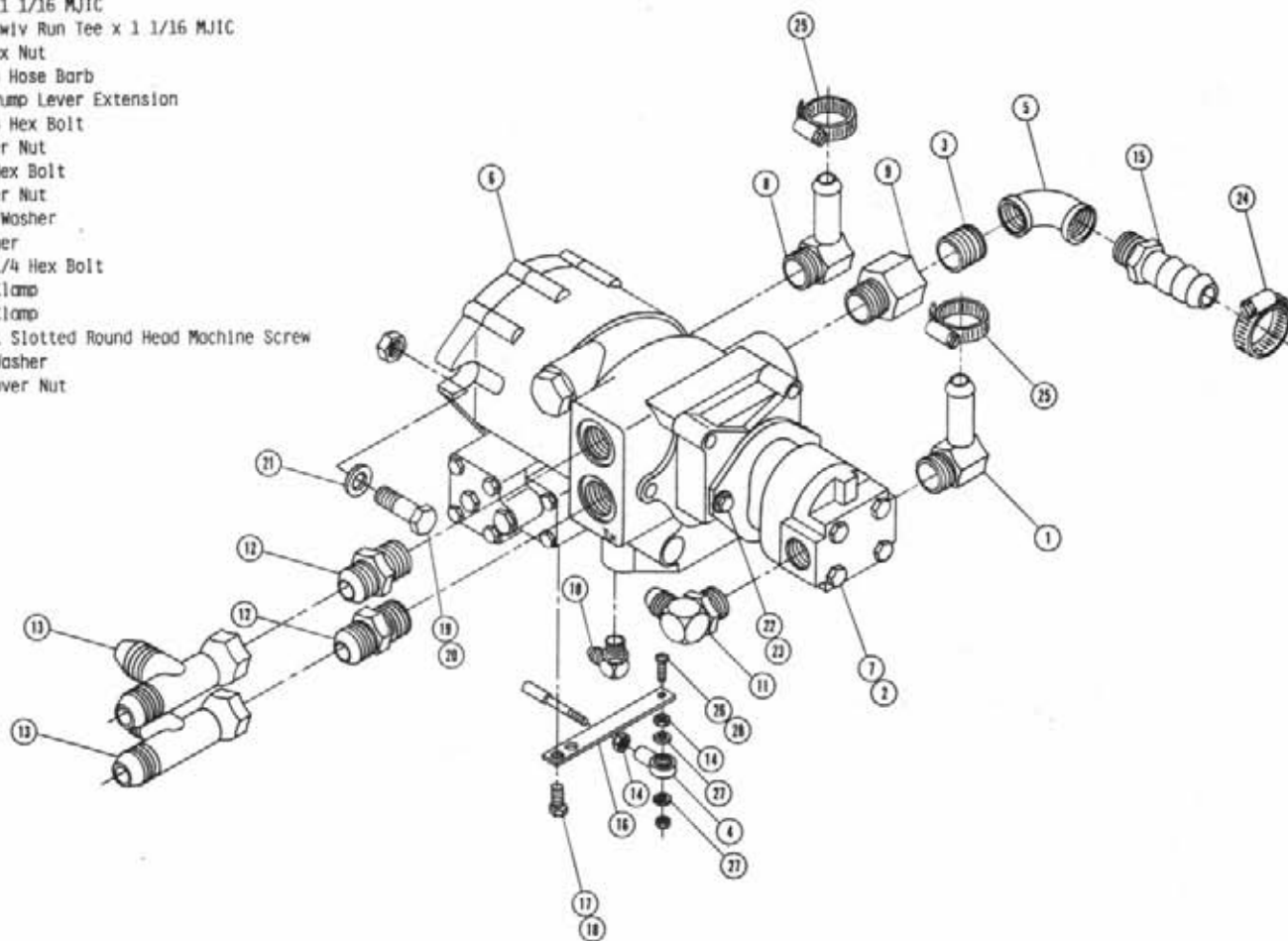
SUNDSTRAND PUMP ASSEMBLY

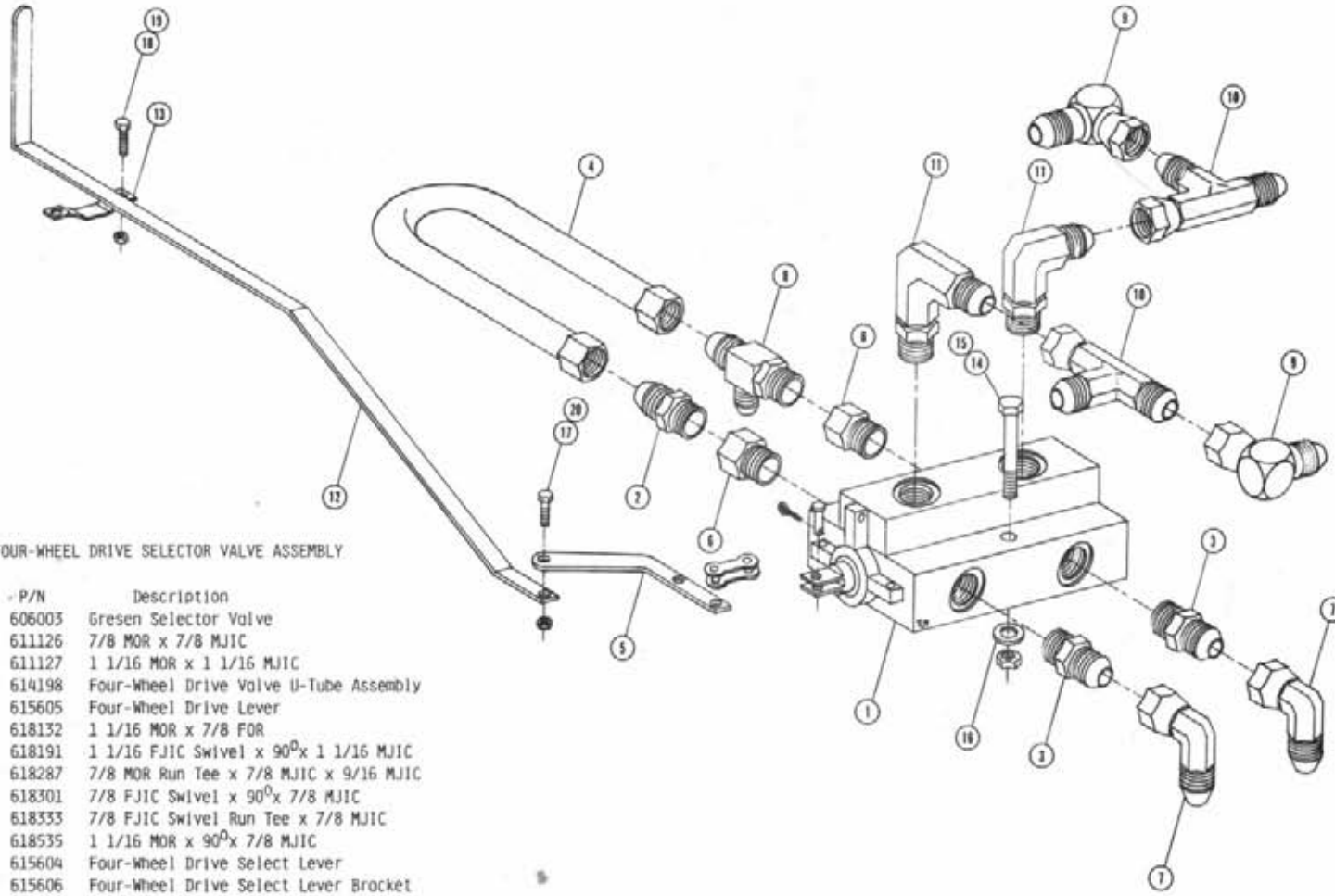
Det. Qty.	P/N	Description
1	1	505101 1 NPT Pipe Tee
2	1	505200 1 NPT x 90° Street Elbow
3	1	505201 1 NPT Close Nipple
4	1	505202 1 NPT x 2 Pipe Nipple
5	1	506301 1 NPT x 45° Elbow
6	1	606865 Sundstrand Pump 2.8 Cu.In.
7	1	610444 Cross Hydraulic Pump 2.74 Cu.In. B-Mount
8	1	618075 1 1/16 MOR x 3/4 Hose Barb
9	2	618090 1 5/16 MOR x 1 FNPT
10	1	618119 9/16 MOR x 90° x 9/16 MJIC
11	1	618302 1 5/16 MOR x 90° x 1 1/16 MJIC
12	2	618308 1 5/16 MOR x 1 1/16 MJIC
13	2	618487 1 1/16 FJIC Swiv Run Tee x 1 1/16 MJIC
14	1	714331 1 NPT x 3/4 Hose Barb
15	2	714561 1 NPT x 1 1/4 Hose Barb
16	1	312402 Hydrostatic Pump Lever Extension
17	2	900128 3/8 UNC x 3/4 Hex Bolt
18	2	914004 3/8 UNC Stover Nut
19	2	900267 1/2 UNC x 2 Hex Bolt
20	2	914008 1/2 UNC Stover Nut
21	2	920004 1/2 SAE Flat Washer
22	2	920504 1/2 Lock Washer
23	2	900264 1/2 UNC x 1 1/4 Hex Bolt
24	2	520067 No. 2B Hose Clamp
25	2	520055 No. 12 Hose Clamp
26	1	903893 No. 10-32 x 1 Slotted Round Head Machine Screw
27	2	920510 No. 10 Lock Washer
28	1	914027 No. 10-32 Stover Nut
29	2	910027 No. 10 UNF Hex Nut
30	1	473921 No. 10-32 Ball Joint
31	1	606870 O-Ring



SUNDSTRAND PUMP ASSEMBLY
PERSONNEL CARRIER

Det. Qty.	P/N	Description
1	618567	1 1/16 MOR x 45° x 1 Hose Barb
2	606870	O-Ring
3	505201	1 NPT Close Nipple
4	473921	No. 10-32 Ball Joint
5	506301	1 NPT x 45° Elbow
6	606865	Sundstrand Pump 2.8 Cu.In.
7	610439	Hydreco Hydraulic Pump 1.47 Cu.In.
8	618118	1 1/16 MOR x 90° x 3/4 MJIC
9	618090	1 5/16 MOR x 1 FNPT
10	618119	9/16 MOR x 90° x 9/16 MJIC
11	610535	1 1/16 MOR x 90° x 7/8 MJIC
12	618308	1 5/16 MOR x 1 1/16 MJIC
13	618487	1 1/16 FJIC Swiv Run Tee x 1 1/16 MJIC
14	910027	No. 10 UNF Hex Nut
15	714561	1 NPT x 1 1/4 Hose Barb
16	312402	Hydrostatic Pump Lever Extension
17	900128	3/8 UNC x 3/4 Hex Bolt
18	914004	3/8 UNC Stover Nut
19	900267	1/2 UNC x 2 Hex Bolt
20	914008	1/2 UNC Stover Nut
21	920004	1/2 SAE Flat Washer
22	920504	1/2 Lock Washer
23	900264	1/2 UNC x 1 1/4 Hex Bolt
24	520067	No. 28 Hose Clamp
25	520055	No. 12 Hose Clamp
26	903893	No. 10-32 x 1 Slotted Round Head Machine Screw
27	920510	No. 10 Lock Washer
28	914027	No. 10-32 Stover Nut

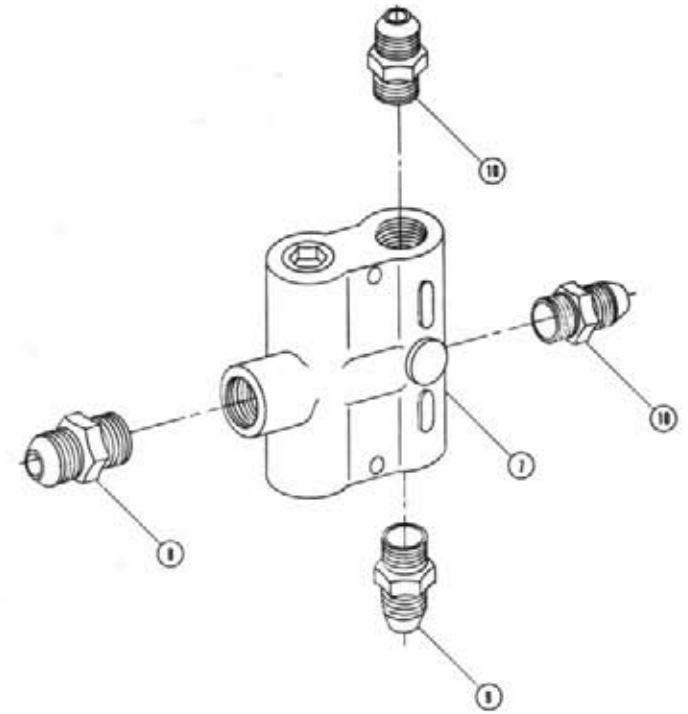
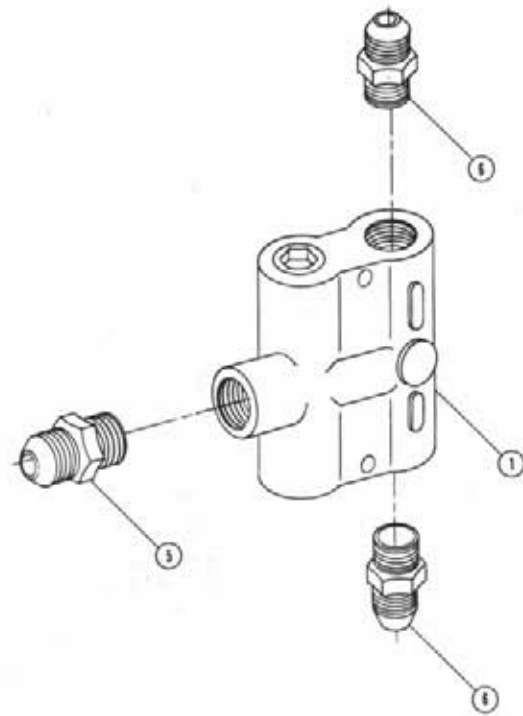
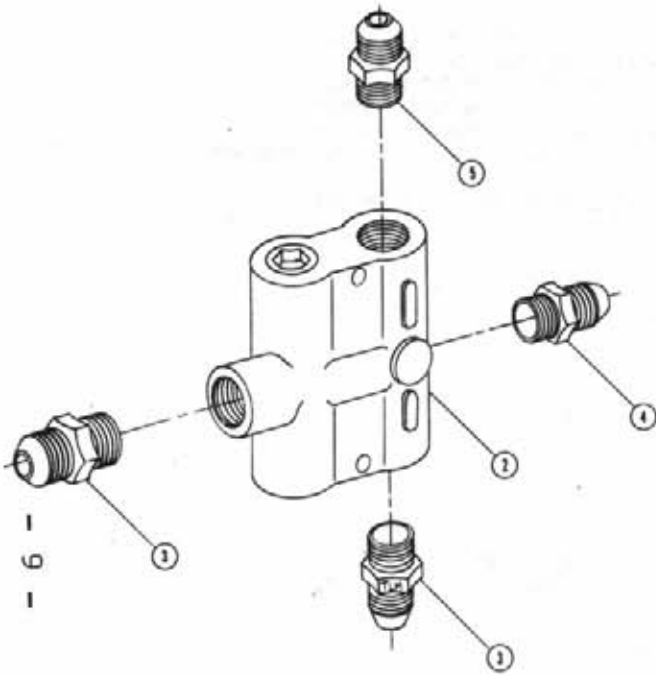




FOUR-WHEEL DRIVE SELECTOR VALVE ASSEMBLY

Det.	Qty.	P/N	Description
1	1	606003	Gresen Selector Valve
2	1	611126	7/8 MOR x 7/8 MJIC
3	2	611127	1 1/16 MOR x 1 1/16 MJIC
4	1	614198	Four-Wheel Drive Valve U-Tube Assembly
5	1	615605	Four-Wheel Drive Lever
6	2	618132	1 1/16 MOR x 7/8 FOR
7	2	618191	1 1/16 FJIC Swivel x 90° x 1 1/16 MJIC
8	1	618287	7/8 MOR Run Tee x 7/8 MJIC x 9/16 MJIC
9	2	618301	7/8 FJIC Swivel x 90° x 7/8 MJIC
10	2	618333	7/8 FJIC Swivel Run Tee x 7/8 MJIC
11	2	618535	1 1/16 MOR x 90° x 7/8 MJIC
12	1	615604	Four-Wheel Drive Select Lever
13	1	615606	Four-Wheel Drive Select Lever Bracket
14	2	900136	3/8 UNC x 3 Hex Bolt
15	2	914004	3/8 UNC Stover Nut
16	2	920002	3/8 SAE Flat Washer
17	1	900003	1/4 UNC x 1 Hex Bolt
18	2	470118	1/4 UNC x 3/4 Flanged Hex Bolt
19	2	470121	1/4 UNC Flanged Whiz Nut
20	1	914000	1/4 UNC Stover Nut

Note: Detasseler Assembly Shown For Personnel Carrier
 Delete Detail 2, 4, 6, 8, And Replace With (2)
 611127 - 1 1/16 MOR x 1 1/16 MJIC And (1) 614290 -
 Four-Wheel Drive U-Tube P/C.



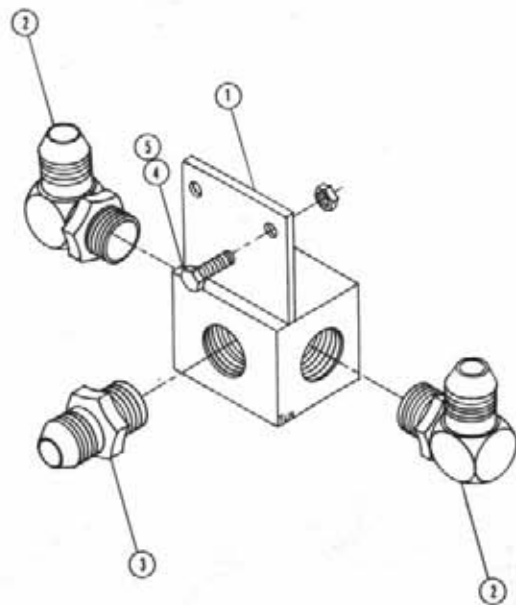
- 6 -

FLOW DIVIDER ASSEMBLY
DETASSELER

Det. Qty.	P/N	Description
1	1	607504 B50 Flow Divider
2	1	607518 BGR56 Flow Divider
3	2	618189 7/8 MOR x 1 1/16 MJIC
4	1	618011 3/8 NPT x 9/16 MJIC
5	2	618327 7/8 MOR x 3/4 MJIC
6	2	618310 7/8 MOR x 9/16 MJIC

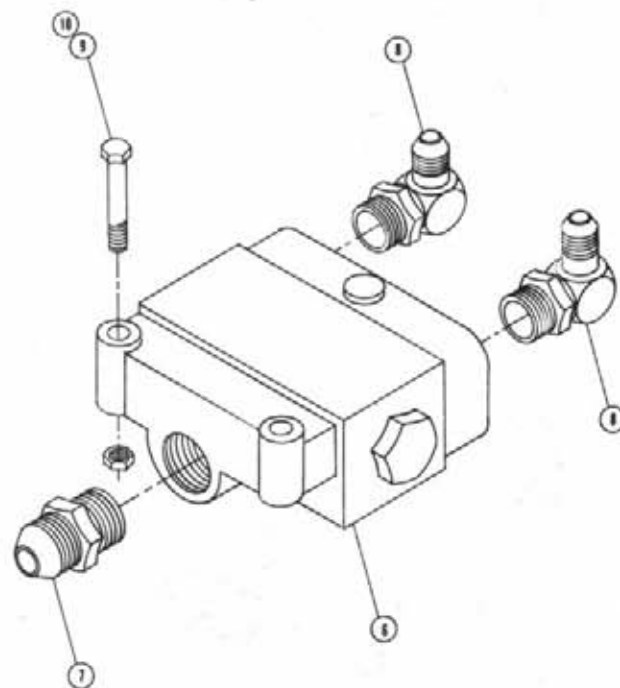
FLOW DIVIDER ASSEMBLY
PERSONNEL CARRIER

Det. Qty.	P/N	Description
7	1	607500 BGR53 Flow Divider
8	1	618059 3/4 NPT x 7/8 MJIC
9	1	610300 3/4 NPT x 3/4 MJIC
10	2	618011 3/8 NPT x 9/16 MJIC



FOUR WHEEL DRIVE MANIFOLD ASSEMBLY

Det. Qty.	P/N	Description
1 1	615602	Four Wheel Drive Manifold Weldment
2 2	618474	1 1/16 MOR x 90° x 3/4 MJIC
3 1	611127	1 1/16 MOR x 1 1/16 MJIC
4 2	470118	1/4 UNC x 3/4 Flanged Hex Bolt
5 2	470121	1/4 UNC Flanged Nut



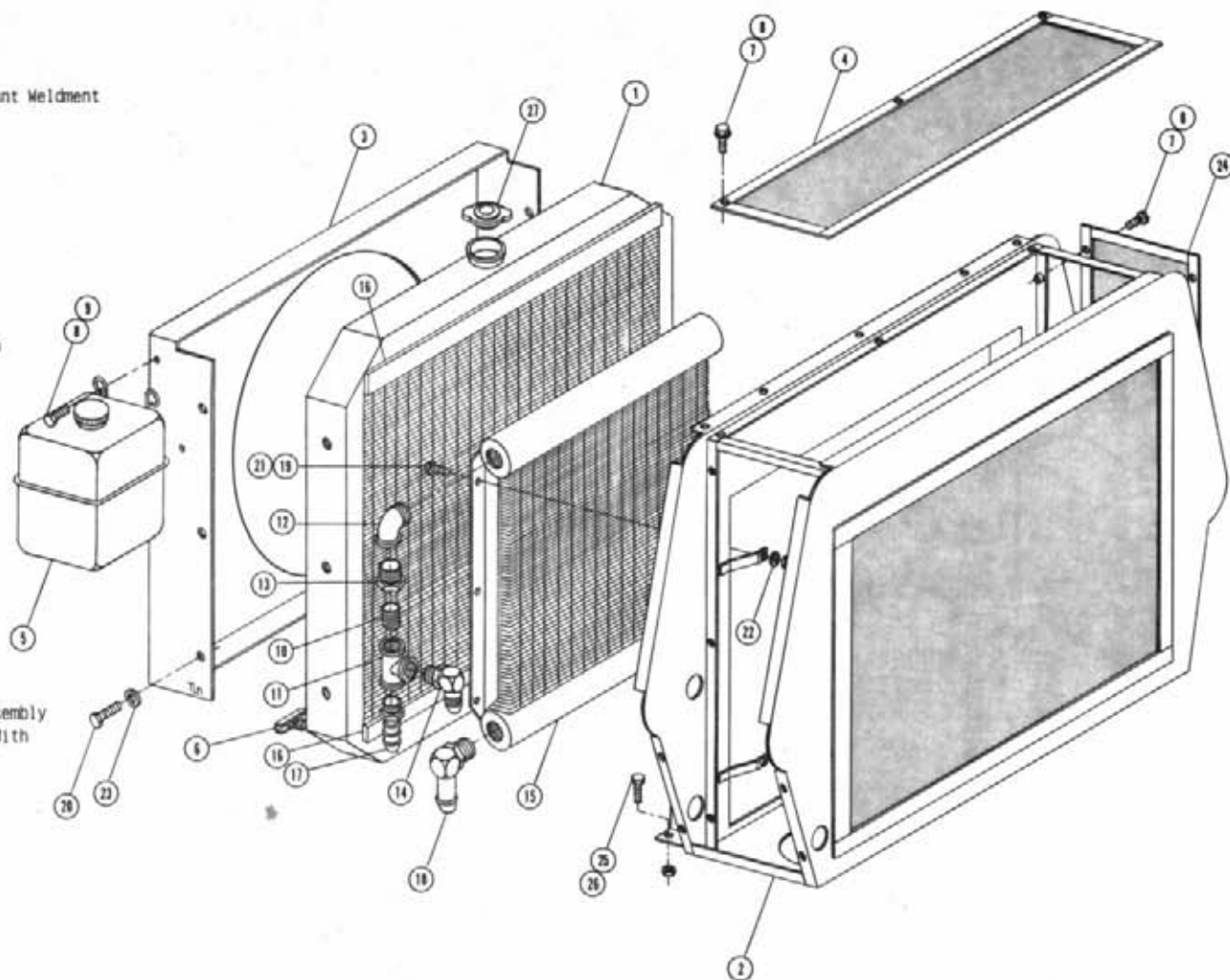
CROSS FLOW DIVIDER ASSEMBLY

Det. Qty.	P/N	Description
6 1	607519	Cross Flow Divider
7 1	611127	1 1/16 MOR x 1 1/16 MJIC
8 2	618474	1 1/16 MOR x 90° x 3/4 MJIC
9 2	900133	3/8 UNC x 2 Hex Bolt
10 2	914004	3/8 UNC Stover Nut

RADIATOR AND OIL COOLER ASSEMBLY

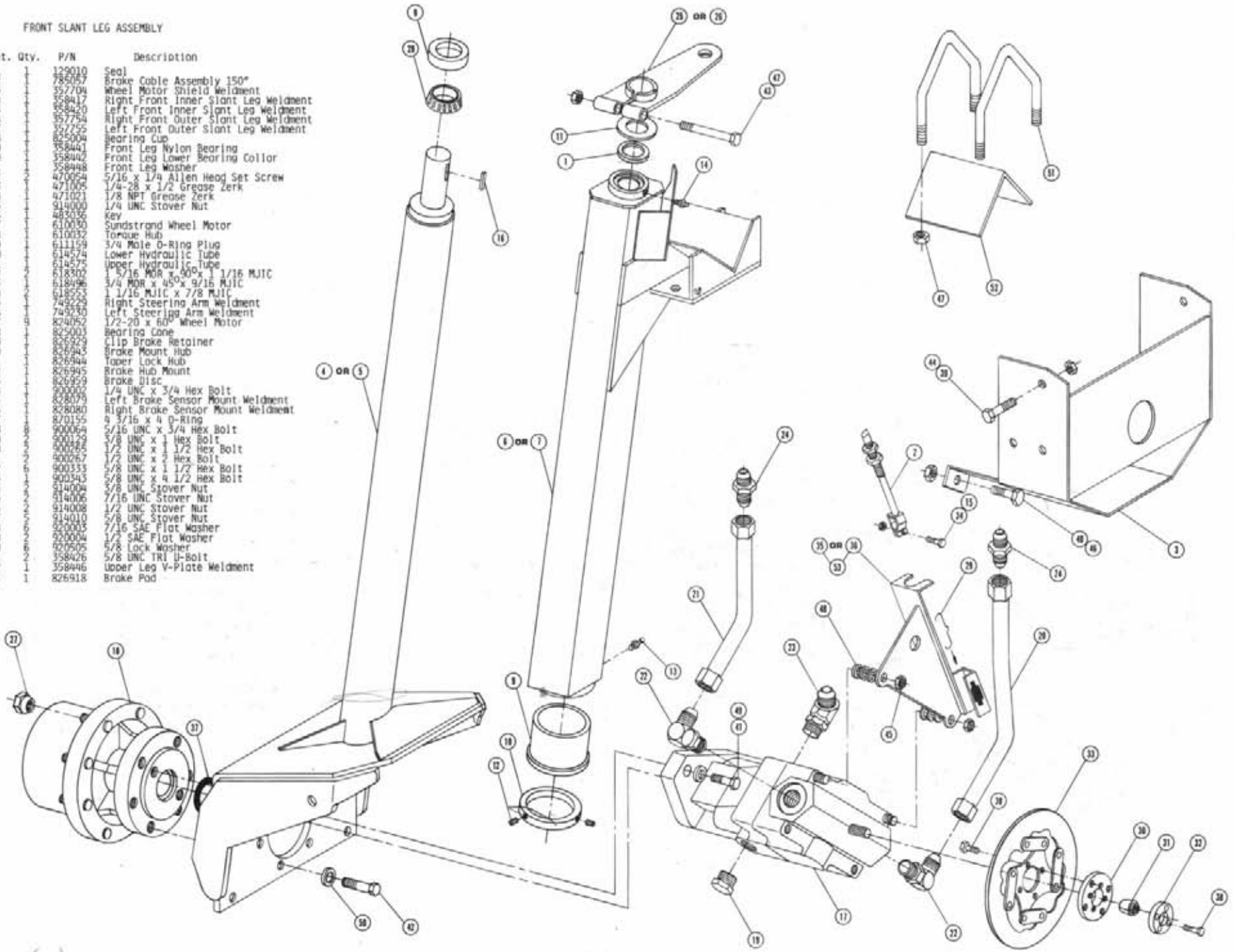
Det. Qty.	P/N	Description
1	312393	Radiator
2	312403	Air Intake Radiator & Cooler Mount Weldment
3	312420	Radiator Shroud
4	312421	Top Screen Weldment
5	314767	Radiator Recovery Tank
6	319559	Radiator Drain Cock
7	470086	1/4 UNC Nutsert
8	470118	1/4 UNC x 3/4 Flanged Hex Bolt
9	470121	1/4 UNC Whiz Nut
10	504702	3/4 NPT Close Nipple
11	504955	3/4 NPT Pipe Tee
12	505200	1 NPT x 90° Street Elbow
13	505213	1 NPT To 3/4 NPT Reducer Bushing
14	610305	3/4 NPT x 90° x 3/4 MJIC
15	618088	Oil Cooler
16	659579	2" Wide x 40" Long Foam
17	713220	3/4 NPT x 3/4 Hose Barb
18	716000	1 NPT x 90° x 3/4 Hose Barb
19	900064	5/16 UNC x 3/4 Hex Bolt
20	900126	3/8 UNC x 1/2 Hex Bolt
21	914002	5/16 UNC Stover Nut
22	920001	5/16 SAE Flat Washer
23	920002	3/8 SAE Flat Washer
24	312425	Side Screen Weldment
25	900129	3/8 UNC x 1 Hex Bolt
26	914004	3/8 UNC Stover Nut
27	319257	Radiator Cap

Note: Personnel Carrier Radiator And Oil Cooler Assembly
Delete Items 10,11,12,13,14, And 17 Replace With
(1) 716000 - 1 NPT x 90° x 3/4 Hose Barb.



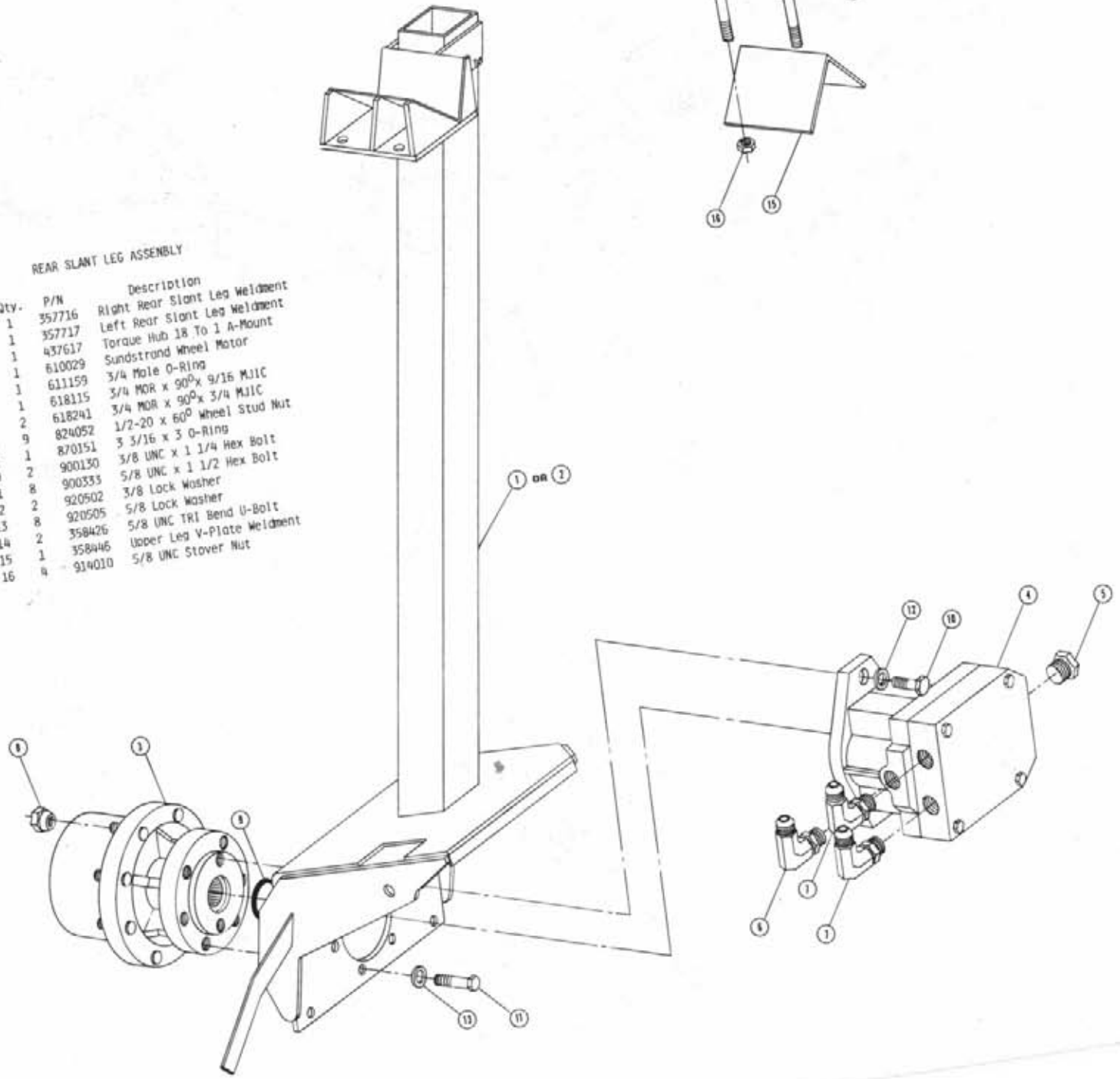
FRONT SLANT LEG ASSEMBLY

Det.	Qty.	P/N	Description
1	1	129010	Seal
2	1	785057	Brake Cable Assembly 150"
3	1	357704	Wheel Motor Shield Weldment
4	1	358417	Right Front Inner Slant Leg Weldment
5	1	358420	Left Front Inner Slant Leg Weldment
6	1	357754	Right Front Outer Slant Leg Weldment
7	1	357755	Left Front Outer Slant Leg Weldment
8	1	825004	Bearing Cup
9	1	358441	Front Leg Nylon Bearing
10	1	358442	Front Leg Lower Bearing Collar
11	1	358448	Front Leg Washer
12	1	470094	5/16 x 1 1/4 Allen Head Set Screw
13	1	471005	1/4-28 x 1/2 Grease Zerk
14	1	471021	1/8 NPT Grease Zerk
15	1	914000	1/4 UNC Stover Nut
16	1	482036	Key
17	1	610030	Sundstrand Wheel Motor
18	1	610032	Torque Hub
19	1	611159	3/4 Male O-Ring Plug
20	1	614574	Lower Hydraulic Tube
21	1	614575	Upper Hydraulic Tube
22	1	618302	1 5/16 MOR x 90° x 1 1/16 MJIC
23	1	618496	3/4 MOR x 45° x 9/16 MJIC
24	1	618553	1 1/16 MJIC x 7/8 MJIC
25	1	749229	Right Steering Arm Weldment
26	1	749230	Left Steering Arm Weldment
27	1	824052	1 1/2-20 x 60° Wheel Motor
28	1	825003	Bearing Cone
29	1	825929	Clip Brake Retainer
30	1	825945	Brake Mount Hub
31	1	825944	Taper Lock Hub
32	1	825945	Brake Hub Mount
33	1	825959	Brake Disc
34	1	900002	1/4 UNC x 3/4 Hex Bolt
35	1	828079	Left Brake Sensor Mount Weldment
36	1	828080	Right Brake Sensor Mount Weldment
37	4	870155	4 3/16 x 4 O-Ring
38	1	900064	5/16 UNC x 3/4 Hex Bolt
39	1	900129	5/8 UNC x 1 Hex Bolt
40	1	900265	1/2 UNC x 1 1/2 Hex Bolt
41	1	900267	1/2 UNC x 2 Hex Bolt
42	1	900333	5/8 UNC x 1 1/2 Hex Bolt
43	1	900343	5/8 UNC x 4 1/2 Hex Bolt
44	1	914004	3/8 UNC Stover Nut
45	1	914006	7/16 UNC Stover Nut
46	1	914010	1/2 UNC Stover Nut
47	1	914010	2/8 UNC Stover Nut
48	1	920003	7/16 SAE Flat Washer
49	1	920004	1/2 SAE Flat Washer
50	1	920505	5/8 Lock Washer
51	1	358426	5/8 UNC TRI U-Bolt
52	1	358446	Upper Leg V-Plate Weldment
53	1	825918	Brake Pad



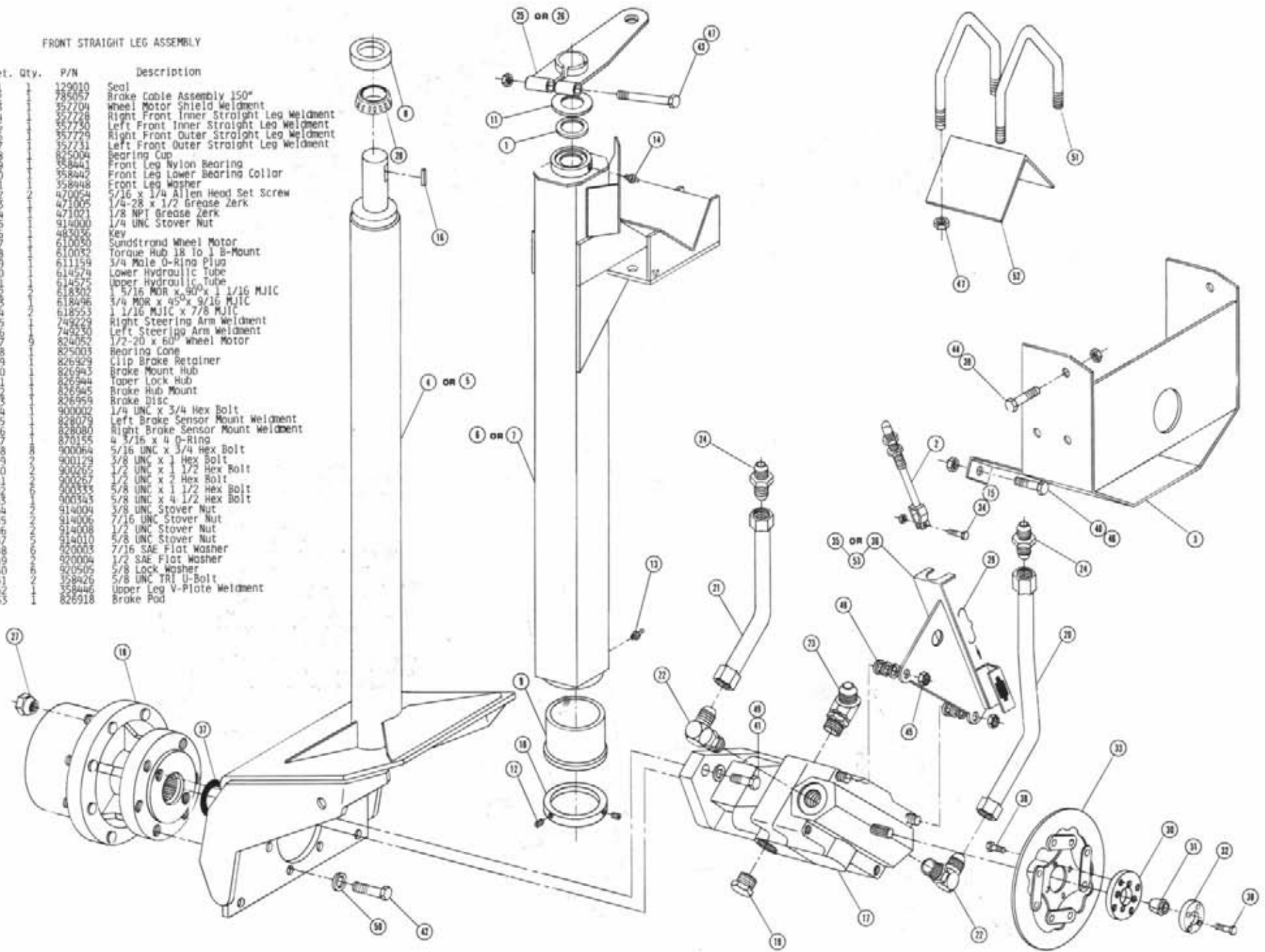
REAR SLANT LEG ASSEMBLY

Det. Qty.	P/N	Description
1	357716	Right Rear Slant Leg Weldment
2	357717	Left Rear Slant Leg Weldment
3	437617	Torque Hub 18 To 1 A-Mount
4	610029	Sundstrand Wheel Motor
5	611159	3/4 Male O-Ring
6	618115	3/4 MOR x 90° x 9/16 MJIC
7	618241	3/4 MOR x 90° x 3/4 MJIC
8	824052	1/2-20 x 60° Wheel Stud Nut
9	870151	3 3/16 x 3 O-Ring
10	900130	5/8 UNC x 1 1/4 Hex Bolt
11	900333	5/8 UNC x 1 1/2 Hex Bolt
12	920502	3/8 Lock Washer
13	920505	5/8 Lock Washer
14	358426	5/8 UNC TRI Bend U-Bolt
15	358446	Upper Leg V-Plate Weldment
16	914010	5/8 UNC Stover Nut



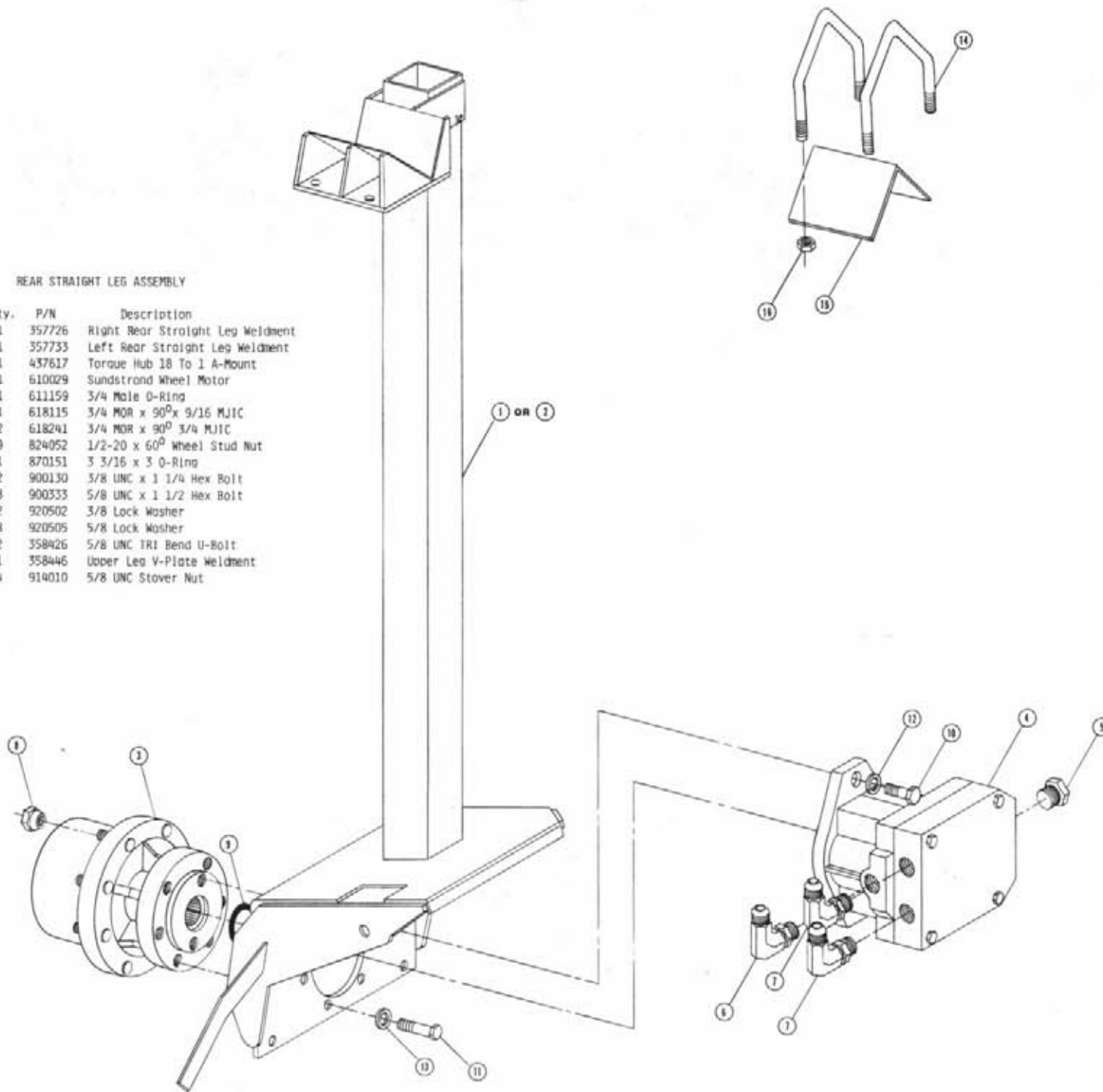
FRONT STRAIGHT LEG ASSEMBLY

Det. Qty.	P/N	Description
1	129010	Seal
1	785057	Brake Cable Assembly 150"
1	357704	Wheel Motor Shield Weldment
1	357728	Right Front Inner Straight Leg Weldment
1	357730	Left Front Inner Straight Leg Weldment
1	357731	Right Front Outer Straight Leg Weldment
1	357731	Left Front Outer Straight Leg Weldment
1	825004	Bearing Cup
1	358441	Front Leg Nylon Bearing
10	358442	Front Leg Lower Bearing Collar
11	358448	Front Leg Washer
12	470054	5/16 x 1/4 Allen Head Set Screw
13	471005	1/4-28 x 1/2 Grease Zerk
14	471021	1/8 NPT Grease Zerk
15	914000	1/4 UNC Stover Nut
16	483036	Key
17	610030	Sundstrand Wheel Motor
18	610032	Torque Hub 18 to 1 B-Mount
19	611159	3/4 Male O-Ring Plug
20	614574	Lower Hydraulic Tube
21	614575	Upper Hydraulic Tube
22	618302	1 5/16 MDR x 90° x 1 1/16 MJIC
23	618496	3/4 MDR x 95° x 9/16 MJIC
24	618553	1 1/16 MJIC x 7/8 MJIC
25	749229	Right Steering Arm Weldment
26	749230	Left Steering Arm Weldment
27	824052	1/2-20 x 60° Wheel Motor
28	825003	Bearing Cone
29	826929	Clip Brake Retainer
30	826943	Brake Mount Hub
31	826944	taper Lock Hub
32	826945	Brake Hub Mount
33	826959	Brake Disc
34	900002	1/4 UNC x 3/4 Hex Bolt
35	828079	Left Brake Sensor Mount Weldment
36	828080	Right Brake Sensor Mount Weldment
37	870155	4 5/16 x 4 O-Ring
38	900064	5/16 UNC x 3/4 Hex Bolt
39	900139	3/8 UNC x 1 Hex Bolt
40	900265	1/2 UNC x 1 1/2 Hex Bolt
41	900267	1/2 UNC x 2 Hex Bolt
42	900333	5/8 UNC x 1 1/2 Hex Bolt
43	900343	5/8 UNC x 4 1/2 Hex Bolt
44	914004	3/8 UNC Stover Nut
45	914006	7/16 UNC Stover Nut
46	914008	1/2 UNC Stover Nut
47	914010	5/8 UNC Stover Nut
48	920003	7/16 SAE Flat Washer
49	920004	1/2 SAE Flat Washer
50	920505	2/8 Lock Washer
51	358426	5/8 UNC TH U-Bolt
52	358446	Upper Leg V-Plate Weldment
53	826918	Brake Pod



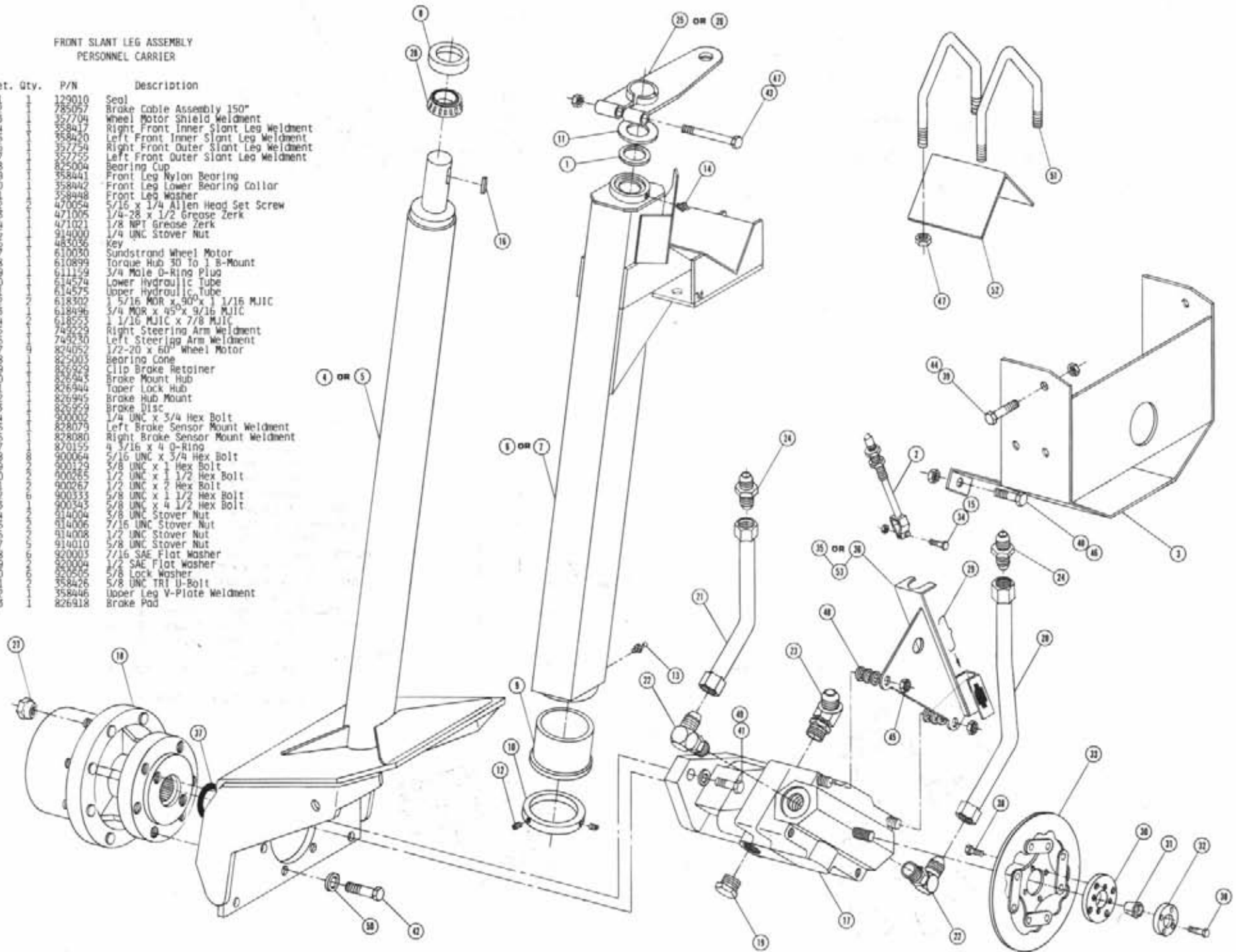
REAR STRAIGHT LEG ASSEMBLY

Det.	Qty.	P/N	Description
1	1	357726	Right Rear Straight Leg Weldment
2	1	357733	Left Rear Straight Leg Weldment
3	1	437617	Torque Hub 18 To 1 A-Mount
4	1	610029	Sundstrand Wheel Motor
5	1	611159	3/4 Male O-Ring
6	1	618115	3/4 MOR x 90° x 9/16 MJIC
7	2	618241	3/4 MOR x 90° 3/4 MJIC
8	9	824052	1/2-20 x 60° Wheel Stud Nut
9	1	870151	3 3/16 x 3 O-Ring
10	2	900130	3/8 UNC x 1 1/4 Hex Bolt
11	8	900333	5/8 UNC x 1 1/2 Hex Bolt
12	2	920502	3/8 Lock Washer
13	8	920505	5/8 Lock Washer
14	2	358426	5/8 UNC TRI Bend U-Bolt
15	1	358446	Upper Leg V-Plate Weldment
16	4	914010	5/8 UNC Stover Nut



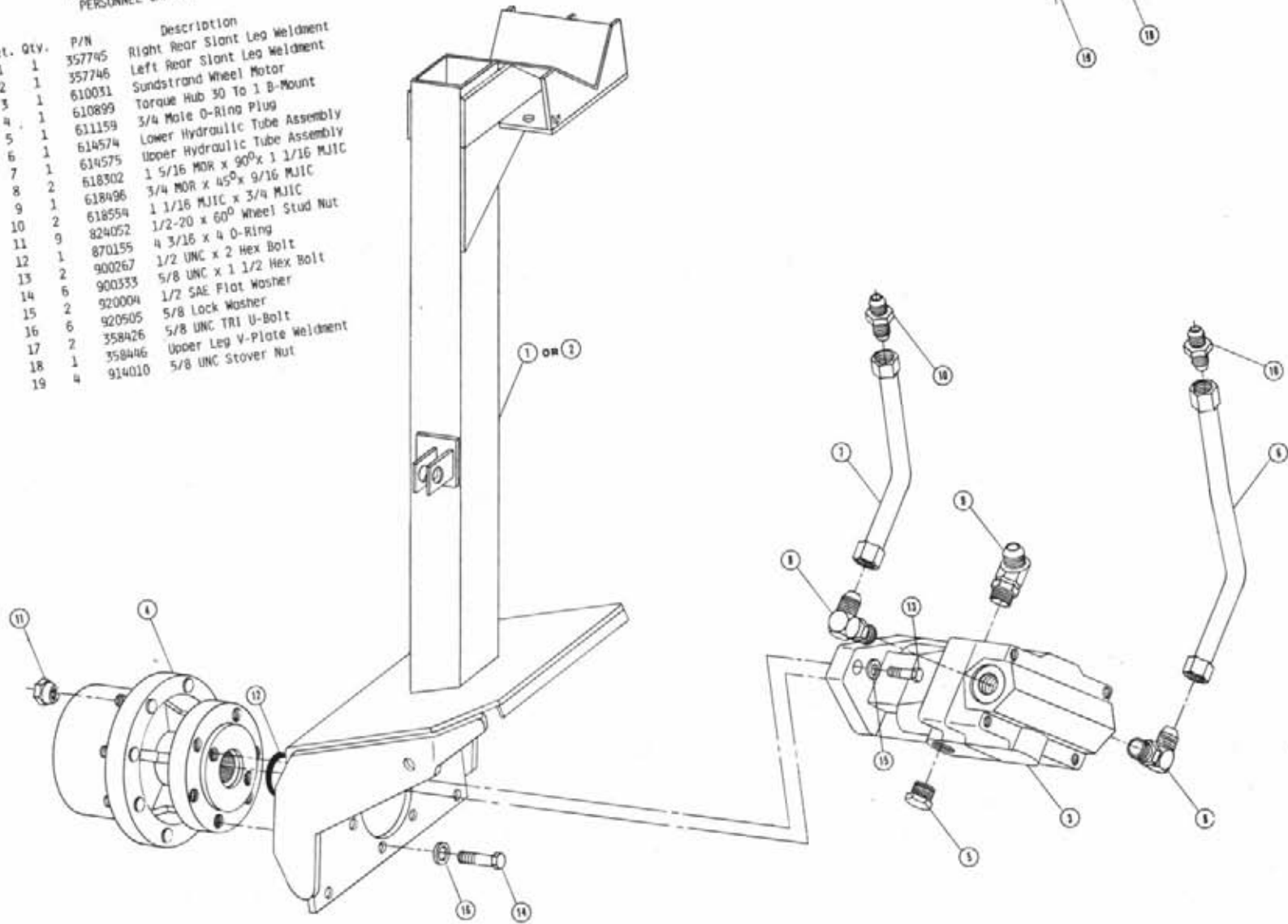
FRONT SLANT LEG ASSEMBLY
PERSONNEL CARRIER

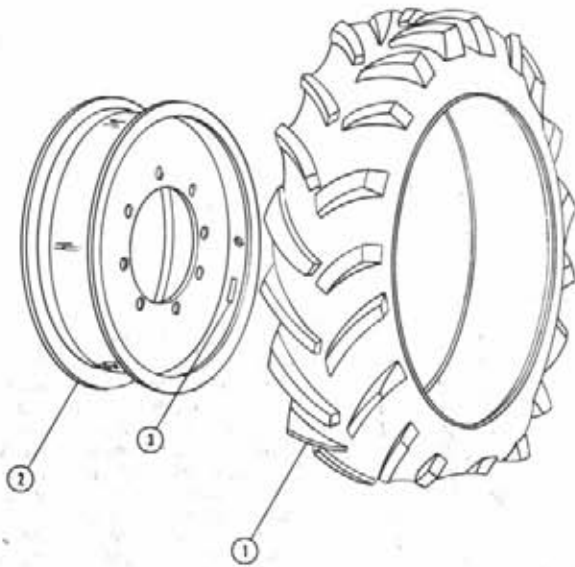
Det. Qty.	P/N	Description
1	129010	Seal
1	785057	Brake Cable Assembly 150"
1	357704	Wheel Motor Shield Weldment
1	358417	Right Front Inner Slant Leg Weldment
1	358420	Left Front Inner Slant Leg Weldment
1	357754	Right Front Outer Slant Leg Weldment
1	357755	Left Front Outer Slant Leg Weldment
1	825004	Bearing Cup
1	358441	Front Leg Nylon Bearing
1	358442	Front Leg Lower Bearing Collar
1	358448	Front Leg Washer
1	470054	5/16 x 1/4 Allen Head Set Screw
1	471005	1/4-28 x 1/2 Grease Zerk
1	471021	1/8 NPT Grease Zerk
1	914000	1/4 UNC Stover Nut
1	483036	Key
1	610030	Sundstrand Wheel Motor
1	610899	Torque Hub 30 To 1 8-Mount
1	611159	3/4 Male O-Ring Plug
1	614574	Lower Hydraulic Tube
1	614575	Upper Hydraulic Tube
1	618302	1 5/16 MOR x .900 x 1 1/16 MJIC
1	618496	3/4 MOR x .950 x 9/16 MJIC
1	618553	1 1/16 MJIC x 7/8 MJIC
1	749229	Right Steering Arm Weldment
1	749230	Left Steering Arm Weldment
1	824052	1/2-20 x 60 Wheel Motor
1	825003	Bearing Cone
1	826929	Clip Brake Retainer
1	826945	Brake Mount Hub
1	826946	Taper Lock Hub
1	826945	Brake Hub Mount
1	826959	Brake Disc
1	900002	1/4 UNC x 3/4 Hex Bolt
1	828079	Left Brake Sensor Mount Weldment
1	828080	Right Brake Sensor Mount Weldment
1	870155	4 3/16 x 4 O-Ring
1	900064	5/16 UNC x 3/4 Hex Bolt
1	900179	3/8 UNC x 1 Hex Bolt
1	900285	1/2 UNC x 1 1/2 Hex Bolt
1	900267	1/2 UNC x 2 Hex Bolt
1	900333	3/8 UNC x 1 1/2 Hex Bolt
1	900343	5/8 UNC x 4 1/2 Hex Bolt
1	914004	3/8 UNC Stover Nut
1	914006	7/16 UNC Stover Nut
1	914008	1/2 UNC Stover Nut
1	914010	5/8 UNC Stover Nut
1	920003	7/16 SAE Flat Washer
1	920004	1/2 SAE Flat Washer
1	920505	5/8 Lock Washer
1	358426	5/8 UNC TRI U-Bolt
1	358446	Upper Leg V-Plate Weldment
1	826918	Brake Pad



REAR SLANT LEG ASSEMBLY
PERSONNEL CARRIER

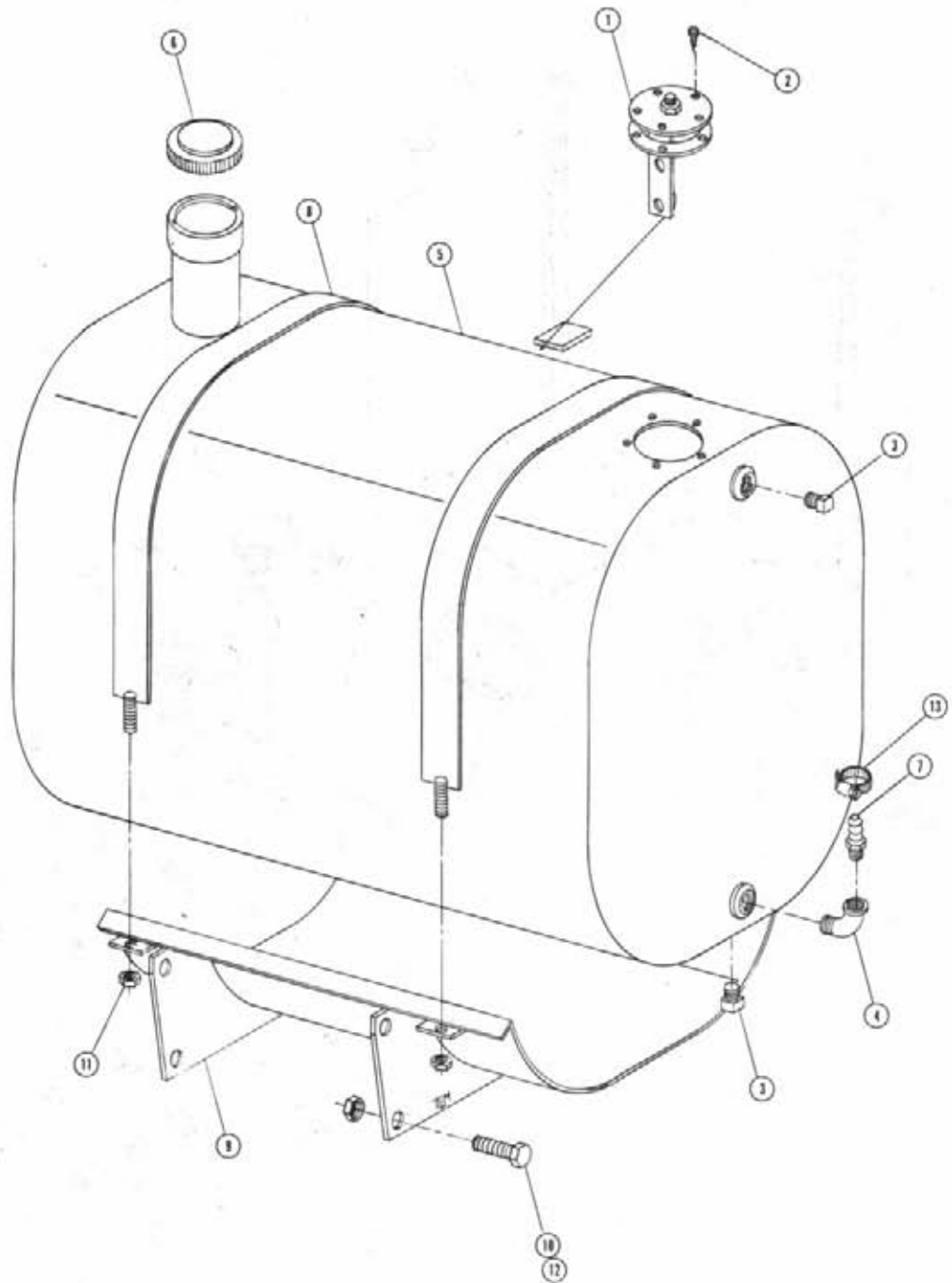
Det.	Qty.	P/N	Description
1	1	357745	Right Rear Slant Leg Weldment
2	1	357746	Left Rear Slant Leg Weldment
3	1	610031	Sundstrand Wheel Motor
4	1	610899	Torque Hub 30 To 1 B-Mount
5	1	611159	3/4 Male O-Ring Plug
6	1	614574	Lower Hydraulic Tube Assembly
7	1	614575	Upper Hydraulic Tube Assembly
8	2	618302	1 5/16 MDR x 90° x 1 1/16 MJIC
9	2	618496	3/4 MDR x 45° x 9/16 MJIC
10	2	618554	1 1/16 MJIC x 3/4 MJIC
11	9	824052	1/2-20 x 60° Wheel Stud Nut
12	1	870155	4 3/16 x 4 O-Ring
13	2	900267	1/2 UNC x 2 Hex Bolt
14	6	900333	5/8 UNC x 1 1/2 Hex Bolt
15	2	920004	1/2 SAE Flat Washer
16	6	920505	5/8 Lock Washer
17	2	358426	5/8 UNC TRI U-Bolt
18	1	358446	Upper Leg V-Plate Weldment
19	4	914010	5/8 UNC Stover Nut





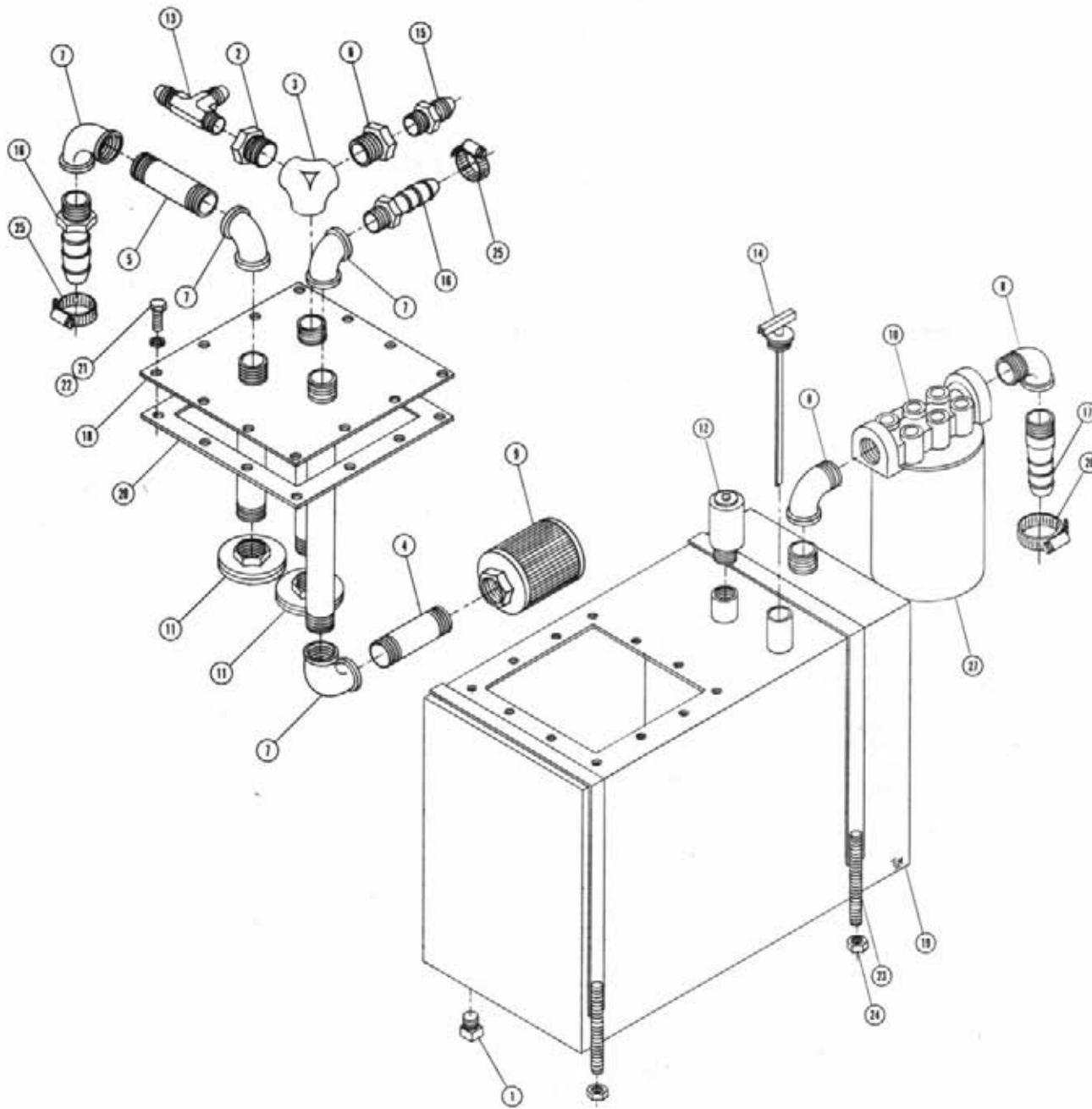
TIRE AND RIM ASSEMBLY

Det. Qty.	P/N	Description
1 1	820201	11.2 x 24 Tire
2 1	820600	Rim Weldment
3 2	650985	Wheel Bolt Torque Decal



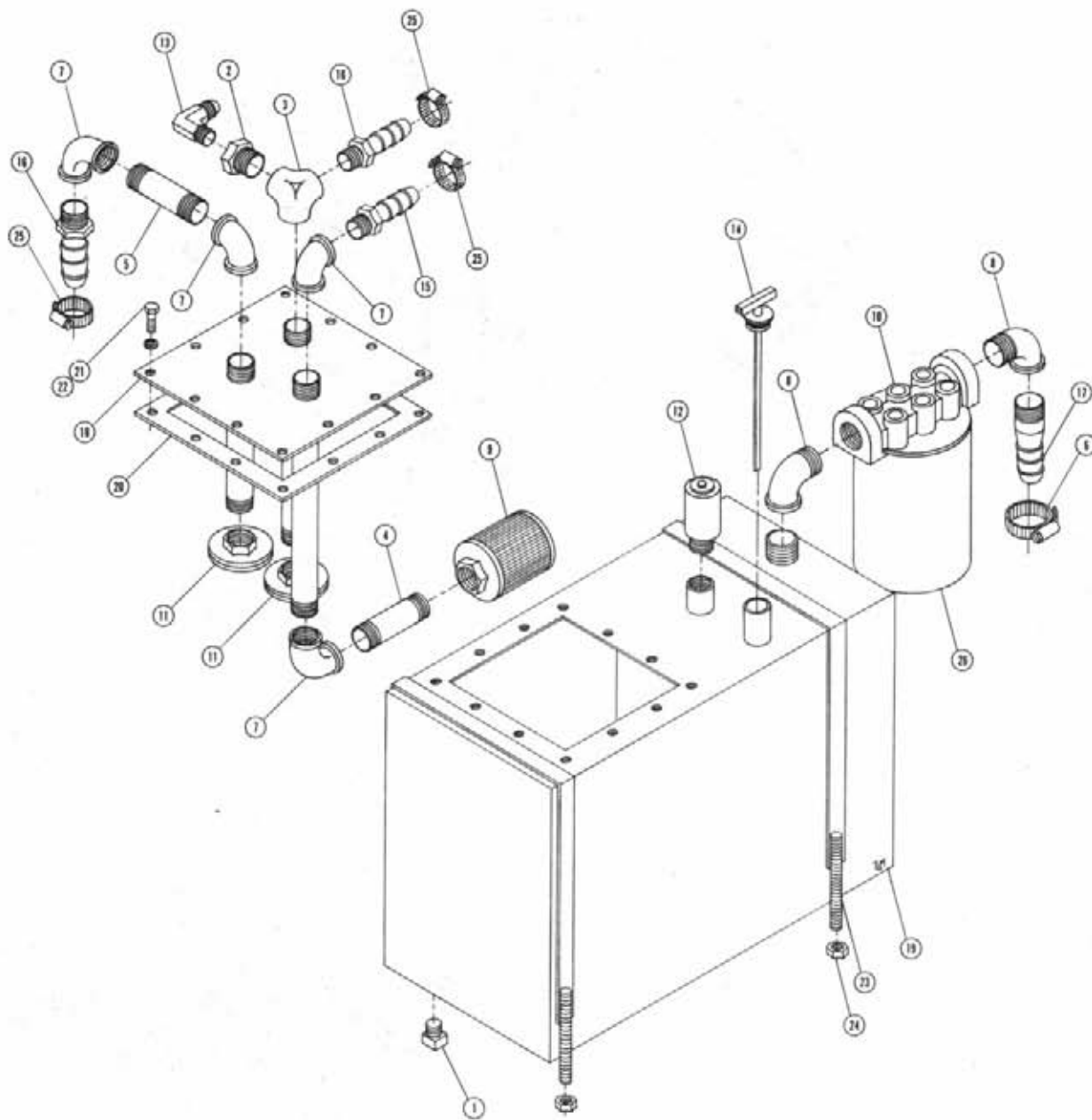
FUEL TANK ASSEMBLY

Det. Qty.	P/N	Description
1	291428	Fuel Sender
2	473902	#8 x 1/2 Pan Head Metal Screw
3	501102	1/4 NPT Pipe Plug
4	501450	1/4 NPT x 90° Street Elbow
5	760444	Fuel Tank Weldment
6	761200	Gas Cap
7	783303	1/4 NPT x 5/16 Hose Barb
8	760449	Fuel Tank Band Weldment
9	760451	Fuel Tank Cradle Weldment
10	900263	1/2 UNC x 1 Hex Bolt
11	914004	3/8 UNC Stover Nut
12	914008	1/2 UNC Stover Nut
13	520120	#4 Hose Clamp



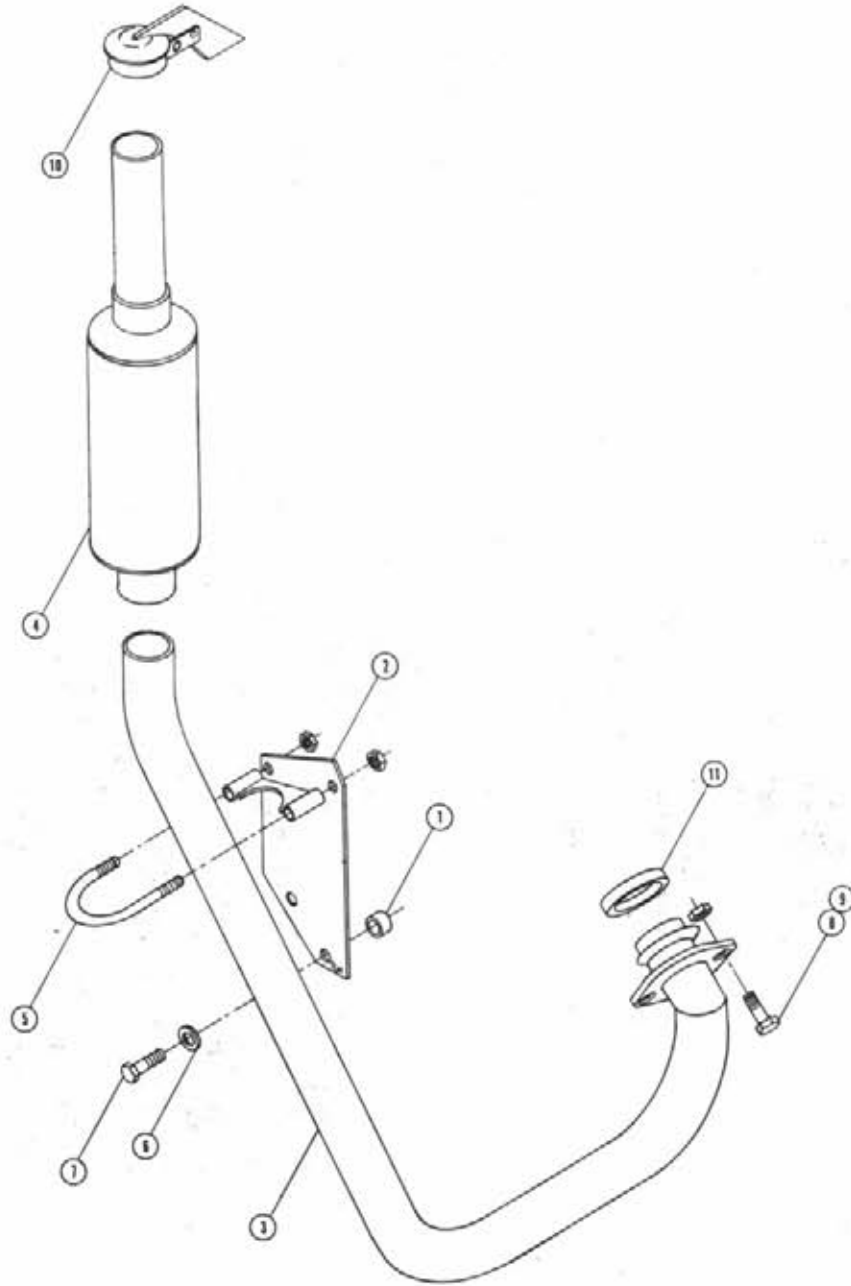
DETASSELER HYDRAULIC TANK ASSEMBLY

Det.	Qty.	P/N	Description
1	1	501102	1/4 NPT Pipe Plug
2	1	505006	1 NPT To 1/4 NPT Reducer Bushing
3	1	505098	1 NPT x 90° Side Outlet Elbow
4	1	505202	1 NPT x 2 Pipe Nipple
5	1	505210	1 NPT x 3 Pipe Nipple
6	1	505005	1 NPT To 1/2 NPT Reducer Bushing
7	4	505300	1 NPT x 90° Elbow
8	2	506410	1 1/4 NPT x 90° Street Elbow
9	1	605600	Michigan Filter
10	1	605601	Gresen Filter Element
11	2	605603	Line Diffuser
12	1	611051	3/4 NPT Pressure Cap
13	1	618520	1/4 NPT Run Tee x 9/16 MJIC
14	1	614453	8 inch Diostick
15	1	611147	1/2 NPT x 3/4 MJIC
16	2	714331	1 NPT x 3/4 Hose Barb
17	1	715660	1 1/4 NPT x 1 1/4 Hose Barb
18	1	760090	Receiver Plate Weldment
19	1	760106	Hydraulic Oil Tank Weldment
20	1	763039	Gasket
21	12	900064	5/16 UNC x 3/4 Hex Bolt
22	12	920001	5/16 Flat Washer
23	2	341360	Oil Tank Strap Weldment
24	4	914004	3/8 UNC Stover Nut
25	2	520055	No. 12 Hose Clamp
26	1	520067	No. 28 Hose Clamp
27	1	605602	Oil Filter Element



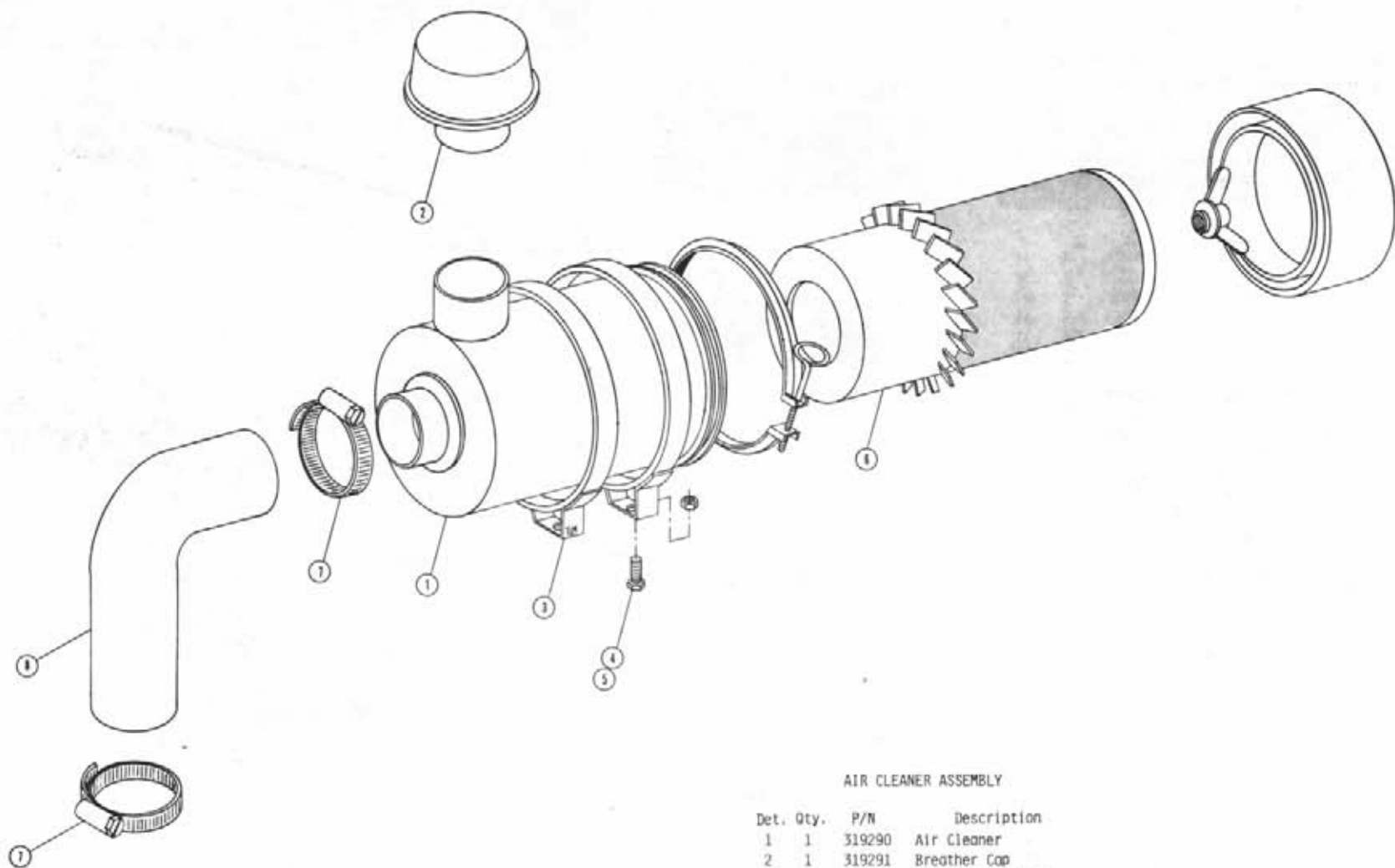
PERSONNEL CARRIER HYDRAULIC TANK ASSEMBLY

Det. Qty.	P/N	Description
1	501102	1/4 NPT Pipe Plug
2	505006	1 NPT To 1/4 NPT Reducer Bushing
3	505098	1 NPT x 90° Side Outlet Elbow
4	505202	1 NPT x 2 Pipe Nipple
5	505210	1 NPT x 3 Pipe Nipple
6	520067	No. 28 Hose Clamp
7	505300	1 NPT x 90° Elbow
8	506410	1 1/4 NPT x 90° Street Elbow
9	605600	Michigan Filter
10	605601	Gresen Filter Element
11	605603	Line Diffuser
12	611051	3/4 NPT Pressure Cap
13	611122	1/4 NPT x 90°x 9/16 MJIC
14	614453	8 Inch Dipstick
15	714560	1 NPT x 1 Hose Barb
16	714331	1 NPT x 3/4 Hose Barb
17	715660	1 1/4 NPT x 1 1/4 Hose Barb
18	760090	Receiver Plate Weldment
19	760106	Hydraulic Oil Tank Weldment
20	763039	Gasket
21	900064	5/16 UNC x 3/4 Hex Bolt
22	920001	5/16 Flat Washer
23	341360	Oil Tank Strap Weldment
24	914004	3/8 UNC Stover Nut
25	520055	No. 12 Hose Clamp
26	605602	Oil Filter Element



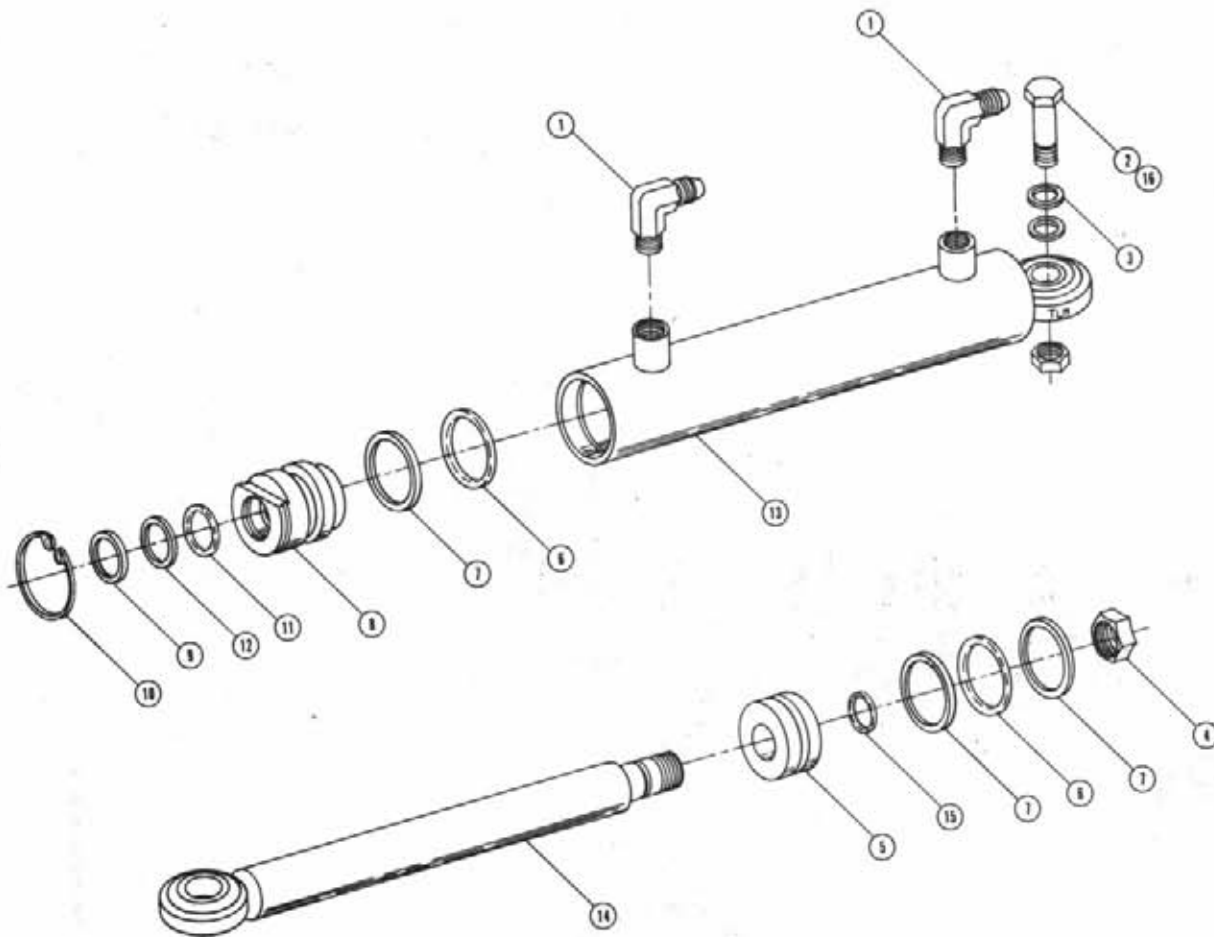
EXHAUST PIPE ASSEMBY

Det. Qty.	P/N	Description
1	2	201305 Spacer
2	1	312450 Exhaust Pipe Bracket
3	1	312451 Exhaust Pipe Weldment
4	1	312456 Muffler Weldment
5	1	319327 2" Muffler Clamp
6	2	473798 10 MM Lock Washer
7	2	473818 10 MM x 40 MM Hex Bolt
8	2	900068 5/16 UNC x 1 3/4 Hex Bolt
9	2	914002 5/16 UNC Lock Nut
10	1	661009 Weather Cap
11	1	312461 Exhaust Pipe Gasket



AIR CLEANER ASSEMBLY

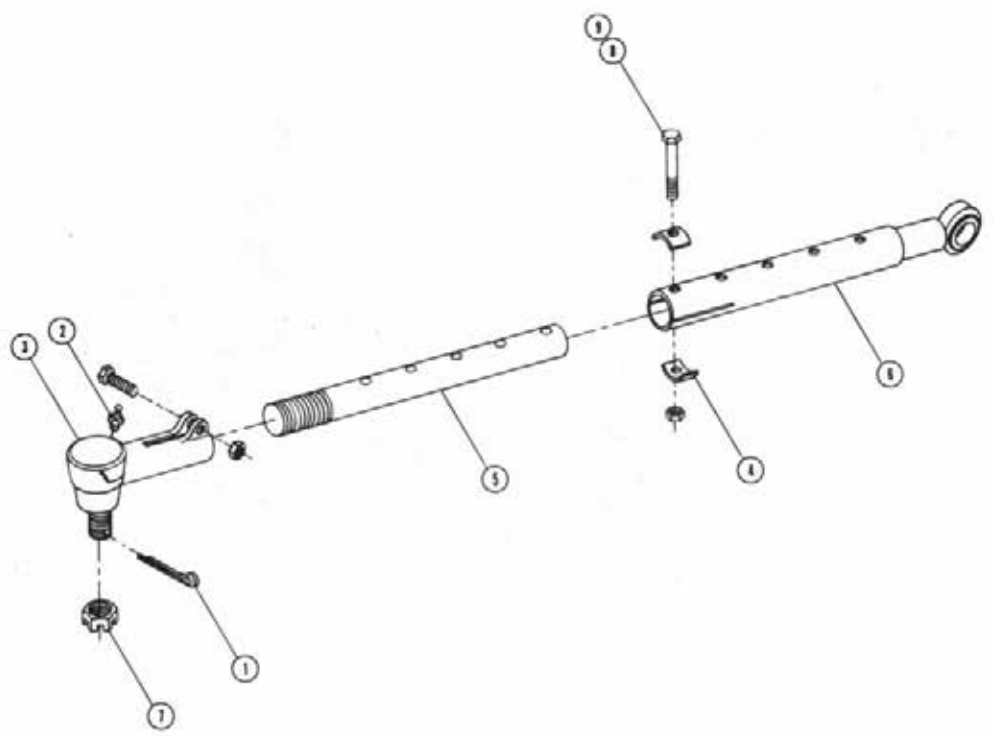
Det. Qty.	P/N	Description
1	319290	Air Cleaner
2	319291	Breather Cap
3	319292	Air Cleaner Band
4	470118	1/4 UNC x 3/4 Flanged Hex Bolt
5	470121	1/4 UNC Flanged Whiz Nut
6	319255	Air Cleaner Filter
7	520099	No. 40 Hose Clamp
8	312471	Air Cleaner Hose



STEERING CYLINDER ASSEMBLY

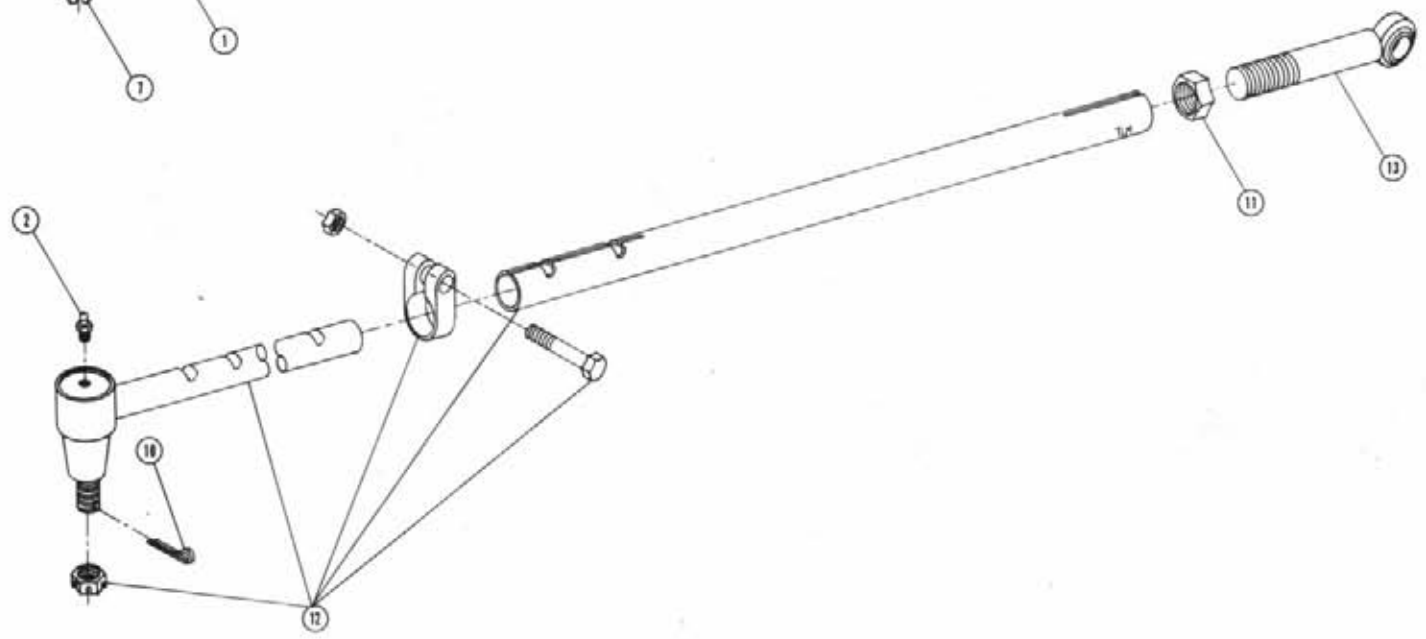
Det.	Qty.	P/N	Description
1	2	611122	1/4 NPT x 90° x 9/16 MJIC
2	1	914010	5/8 UNC Stover Nut
3	2	920005	5/8 Flat Washer
4	1	472297	3/4 UNF Thin Hex Nut
5	1	620081	Piston
6	2	870326	1 5/8 x 2 O-Ring
7	3	890326	1 5/8 x 2 Back Up Washer
8	1	620082	Gland
9	1	629003	1 x 1 1/4 x 1/8 Wiper
10	1	629505	2" Snap Ring
11	1	870214	1 x 1 1/4 O-Ring
12	1	890214	1 x 1 1/4 Back Up Washer
13	1	620157	Tube Weldment
14	1	620162	Shaft Weldment
15	1	870113	9/16 x 3/4 O-Ring
16	1	900352	5/8 UNC x 2 1/4 Hex Bolt

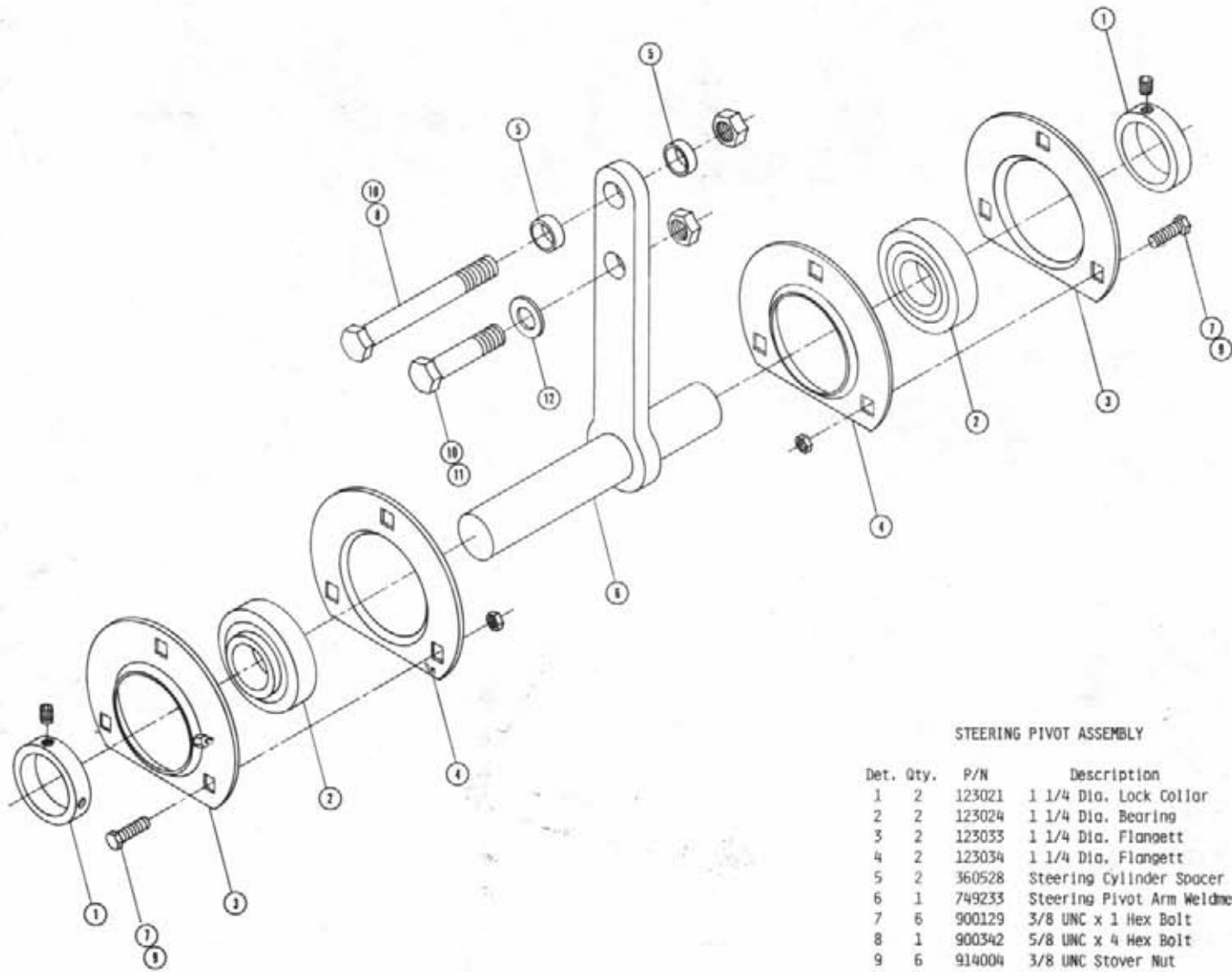
NOTE: Steering Cylinder Assembly Without Fittings - 620156
 Steering Cylinder Assembly With Fittings - 620073
 Seal Kit - 620083



TIE ROD ASSEMBLY

Det.	QTY.	P/N	Description
1	1	470032	1/8 x 1 1/2 Cotter Pin
2	2	471021	1/8 NPT Grease Zerk
3	1	749156	Female Socket Assembly
4	2	749208	Tie Rod Clamp
5	1	749238	Tie Rod
6	1	749239	Tie Rod Tube Weldment
7	1	822040	5/8 UNF Slotted Hex Nut
8	1	900170	3/8 UNC x 2 1/4 Hex Bolt
9	1	914004	3/8 UNC Stover Nut
10	1	470038	1/8 x 1 3/4 Cotter Pin
11	1	740426	Tie Rod Locking Nut
12	1	749164	Tie Rod Assembly
13	1	749242	Tie Rod End Weldment



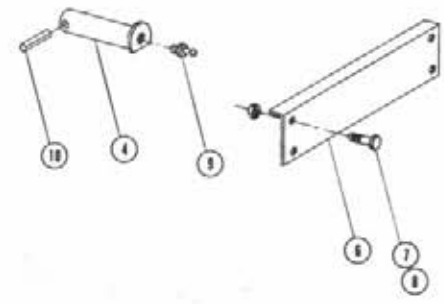
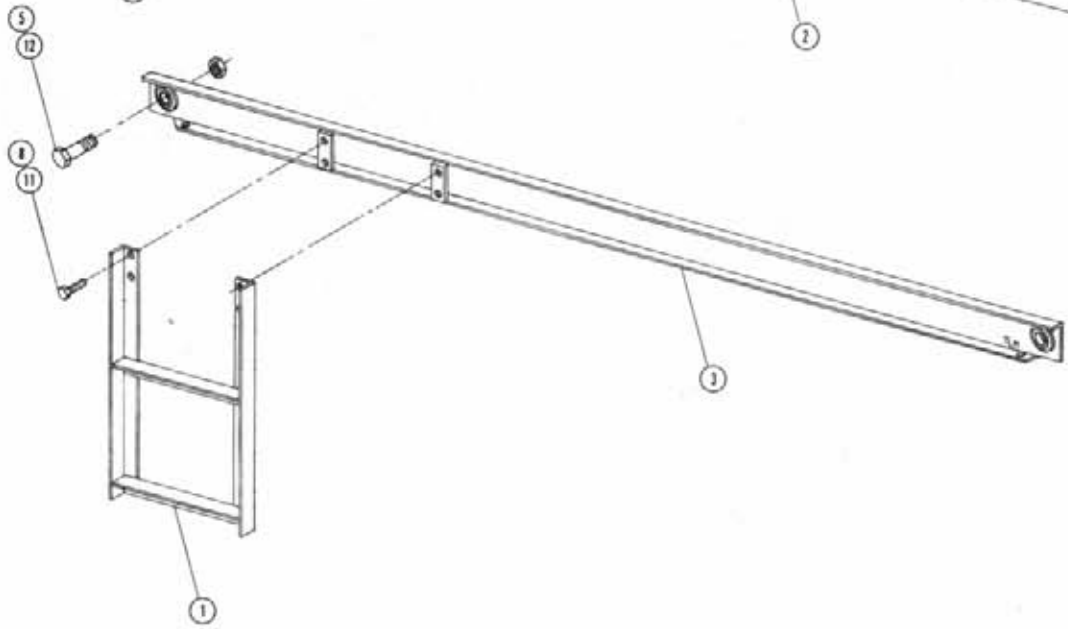
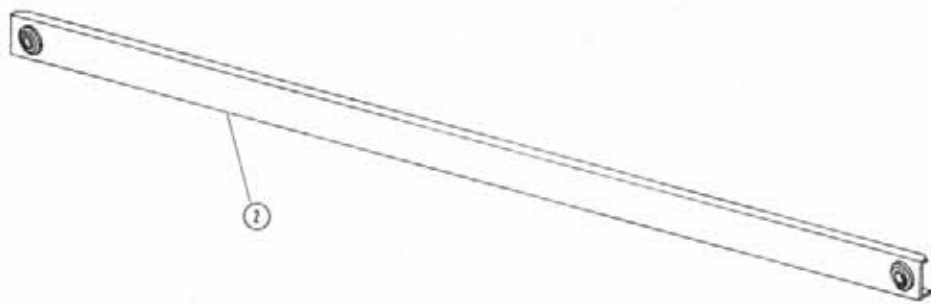
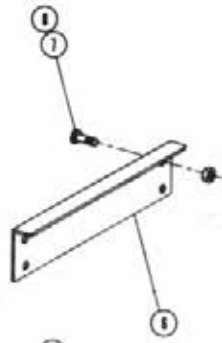


STEERING PIVOT ASSEMBLY

Det.	Qty.	P/N	Description
1	2	123021	1 1/4 Dia. Lock Collar
2	2	123024	1 1/4 Dia. Bearing
3	2	123033	1 1/4 Dia. Flangett
4	2	123034	1 1/4 Dia. Flangett
5	2	360528	Steering Cylinder Spacer
6	1	749233	Steering Pivot Arm Weldment
7	6	900129	3/8 UNC x 1 Hex Bolt
8	1	900342	5/8 UNC x 4 Hex Bolt
9	6	914004	3/8 UNC Stover Nut
10	2	914010	5/8 UNC Stover Nut
11	1	900336	5/8 UNC x 2 1/2 Hex Bolt
12	1	920005	5/8 Flat Washer

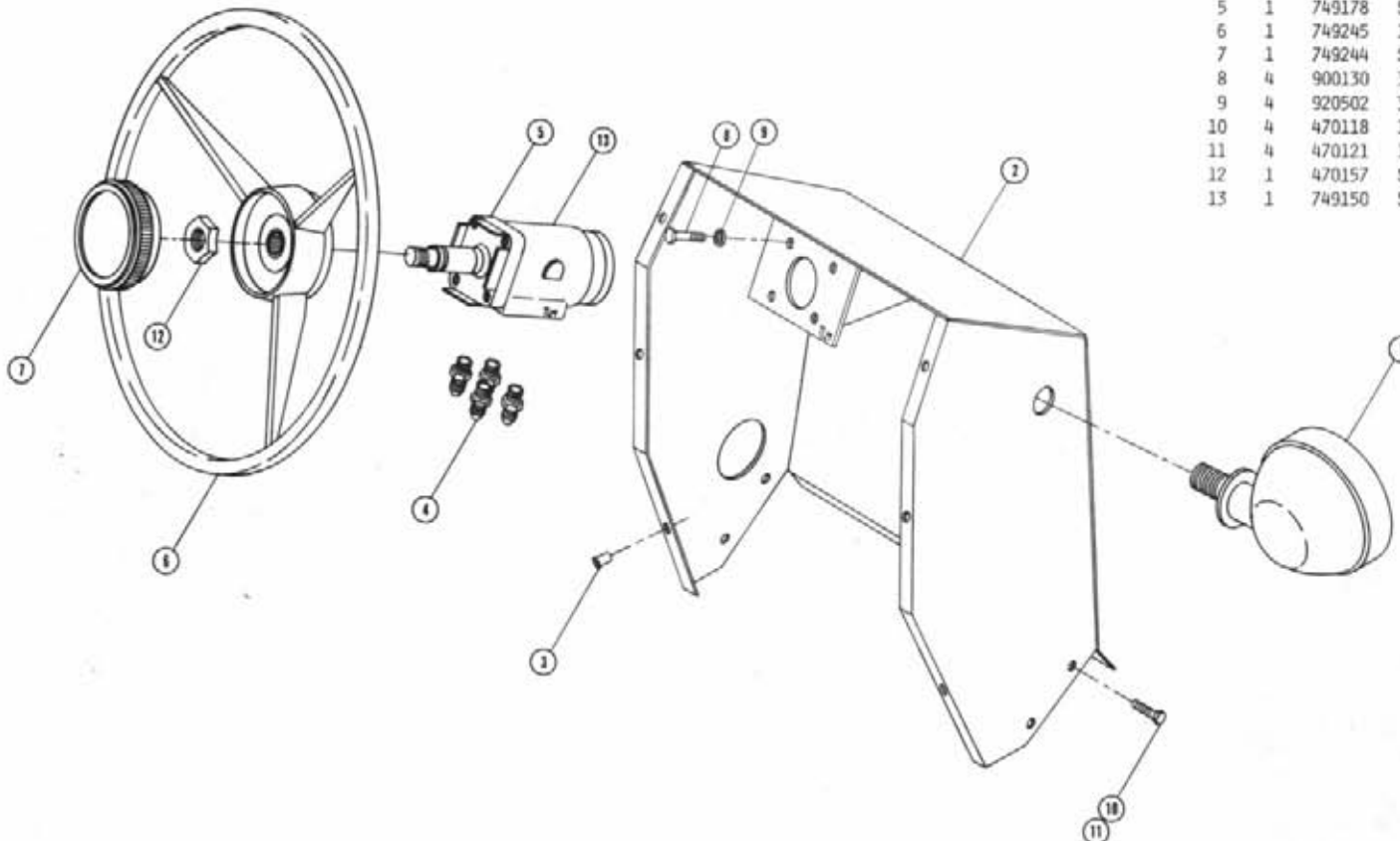
MISCELLANEOUS FRAME COMPONENTS

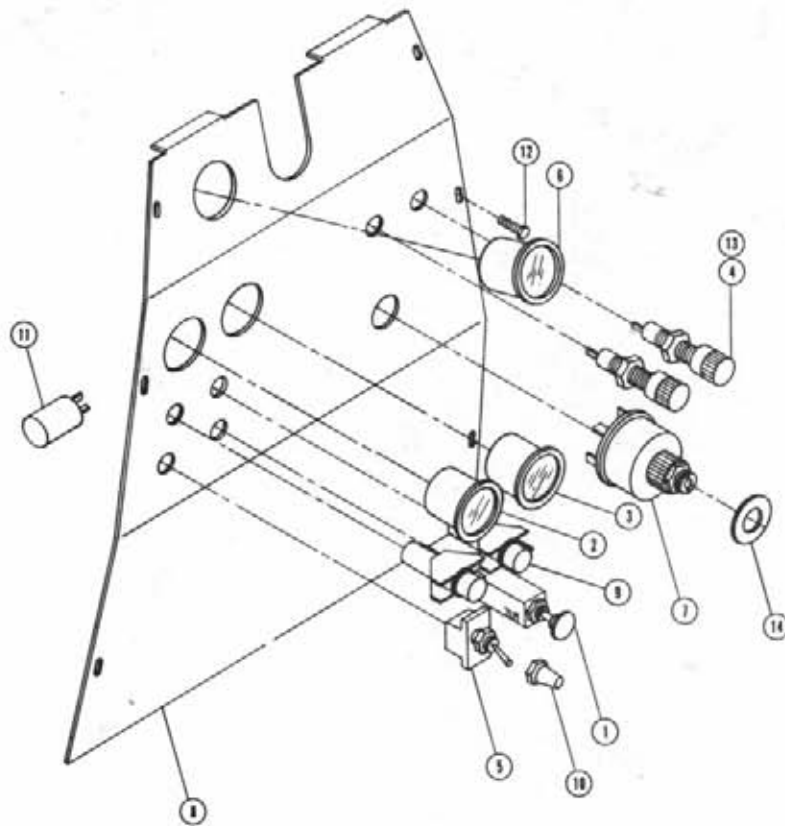
Det.	Qty.	P/N	Description
1	1	341473	Siderail Ladder Weldment
2	1	341478	Right Siderail Weldment
3	1	341479	Left Siderail Weldment
4	1	341484	Pivot Pin Weldment
5	4	914010	5/8 UNC Stover Nut
6	2	361271	Crossmember Tie Plate
7	8	900129	3/8 UNC x 1 Hex Bolt
8	12	914004	3/8 UNC Stover Nut
9	1	471005	1/4-28 x 1/2 Grease Zerk
10	1	473805	1/4 x 1 1/2 Roll Pin
11	4	900130	3/8 UNC x 1 1/4 Hex Bolt
12	4	900336	5/8 UNC x 2 1/2 Hex Bolt



STEERING WHEEL ASSEMBLY

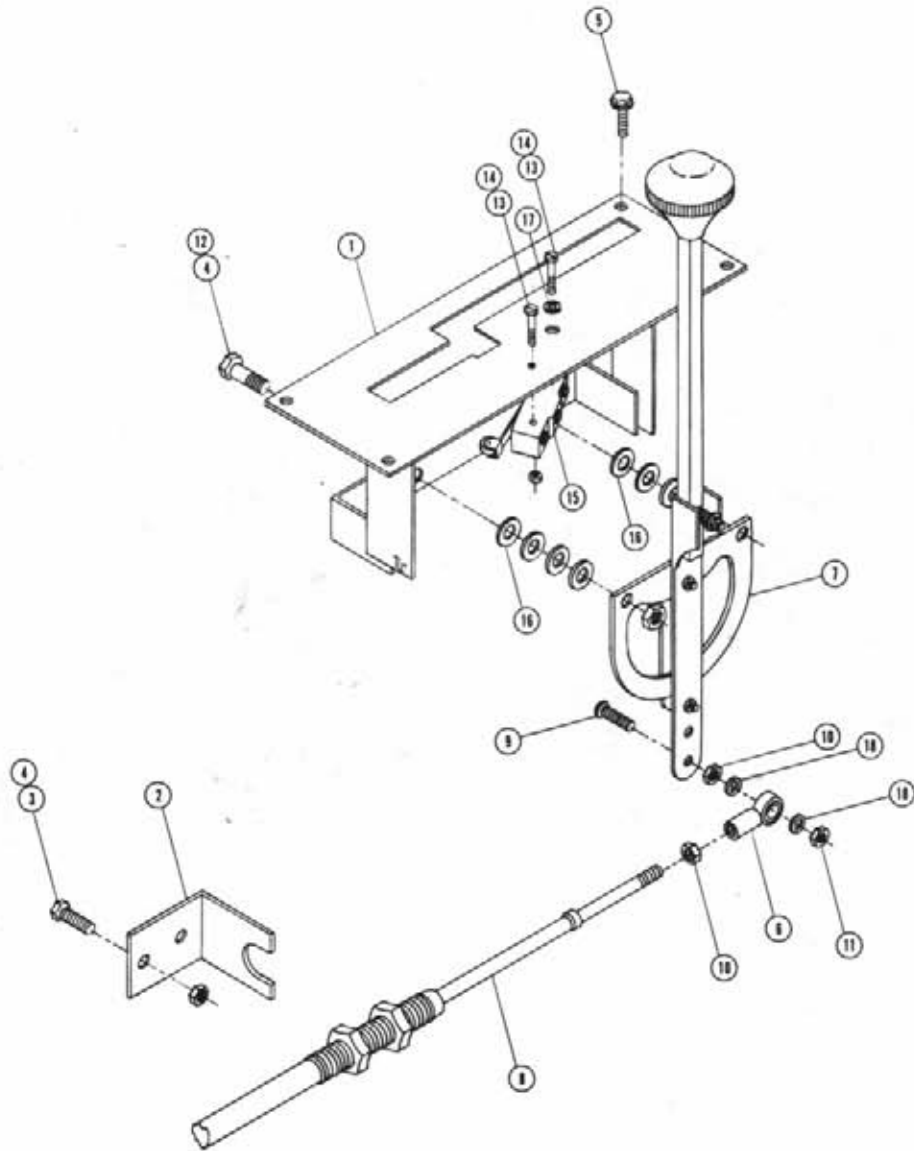
Det. Qty.	P/N	Description
1	2	291089 Adjustable Light
2	1	341487 Steering Motor Mount Weldment
3	6	470086 1/4 UNC Nutsert
4	4	618109 3/4 MOR x 9/16 MJIC
5	1	749178 Steering Column
6	1	749245 14" Dia Steering Wheel
7	1	749244 Steering Wheel Cap
8	4	900130 3/8 UNC x 1 1/4 Hex Bolt
9	4	920502 3/8 Lock Washer
10	4	470118 1/4 UNC x 3/4 Flanged Hex Bolt
11	4	470121 1/4 UNC Flanged Whiz Nut
12	1	470157 Steering Wheel Nut
13	1	749150 Steering Motor Non-Load Reacting





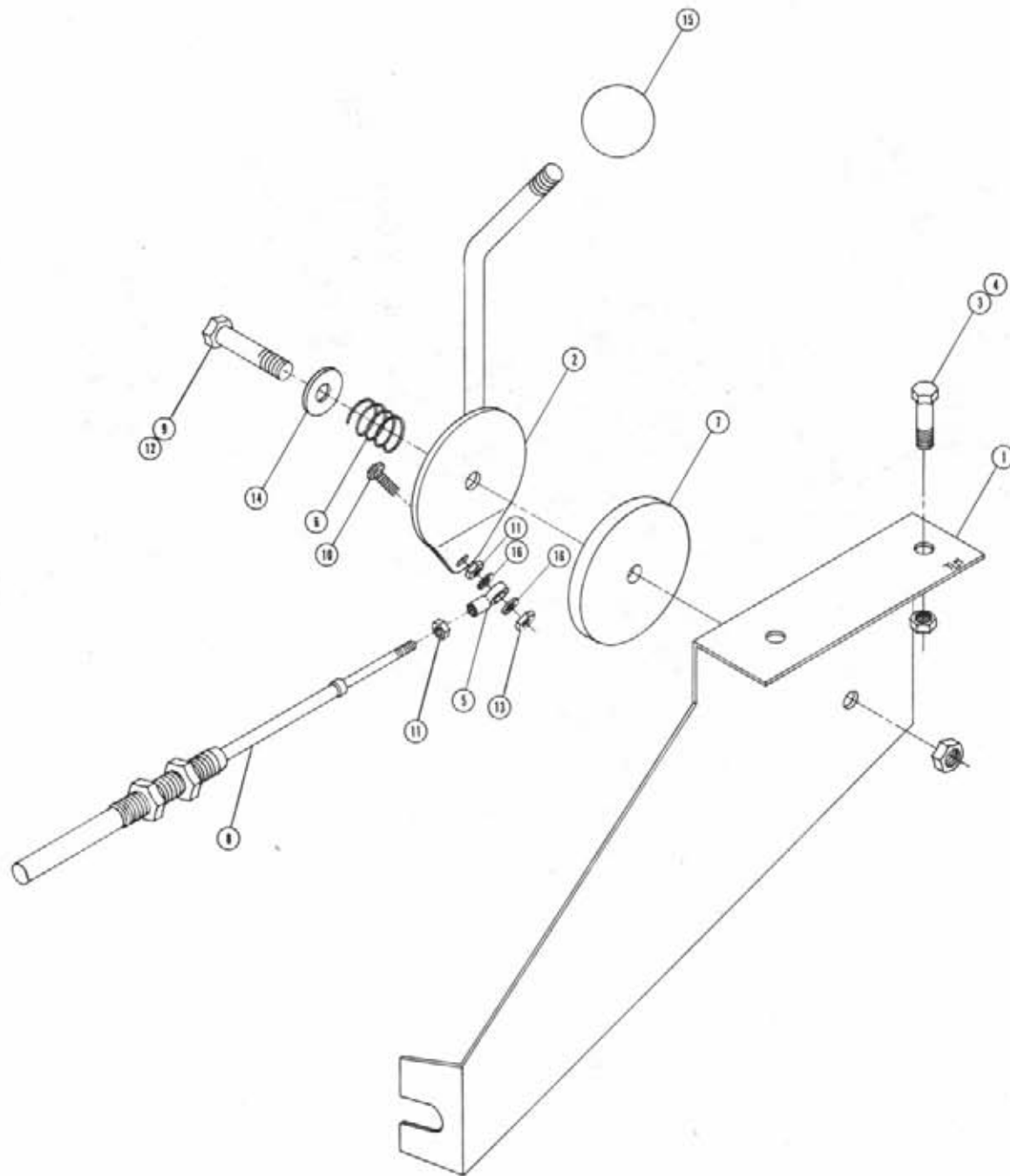
INSTRUMENT PANEL ASSEMBLY

Det.	Qty.	P/N	Description
1	1	290046	Light Switch
2	1	290401	Fuel Gauge
3	1	291203	Hour Meter
4	2	298011	Fuse Holder
5	1	298012	Toggle Switch
6	1	314436	Temperture Gauge
7	1	321020	Ignition Switch
8	1	340641	Instrument Panel
9	2	390318	Indicator Light
10	1	470001	Rubber Boot
11	1	473917	SAE 536 Flasher
12	6	470122	1/4-20 x 1/2 Flanged Hex Bolt
13	2	298004	20 Amp Fuse
14	1	483031	7/8 I.D. x 1 3/8 O.D. Washer



HYDROSTATIC LEVER ASSEMBLY

Det.	Qty.	P/N	Description
1	1	341501	Hydrostatic Control Lever Mount
2	1	341502	Hydrostatic Cable Mount
3	2	470118	1/4 UNC x 3/4 Flanged Hex Bolt
4	4	470121	1/4 UNC Flanged Nut
5	4	470122	1/4-20 x 1/2 Flanged Hex Bolt
6	1	473921	No. 10-32 Ball Joint
7	1	606864	Control Lever
8	1	785053	Hydrostatic Cable 95"
9	1	903889	No. 10-32 x 3/4 Slotted Round Head Screw
10	2	910027	No. 10 UNF Hex Nut
11	1	914027	No. 10-32 Stover Nut
12	2	900003	1/4 UNC x 1 Hex Bolt
13	2	910022	No. 6-32 Hex Bolt
14	2	473993	No. 6-32 x 1 1/8 Hex Head Machine Screw
15	1	293006	Micro Switch
16	8	920000	1/4 Flat Washer SAE
17	1	920011	No. 6 SAE Flat Washer
18	2	920510	No. 10 Lock Washer



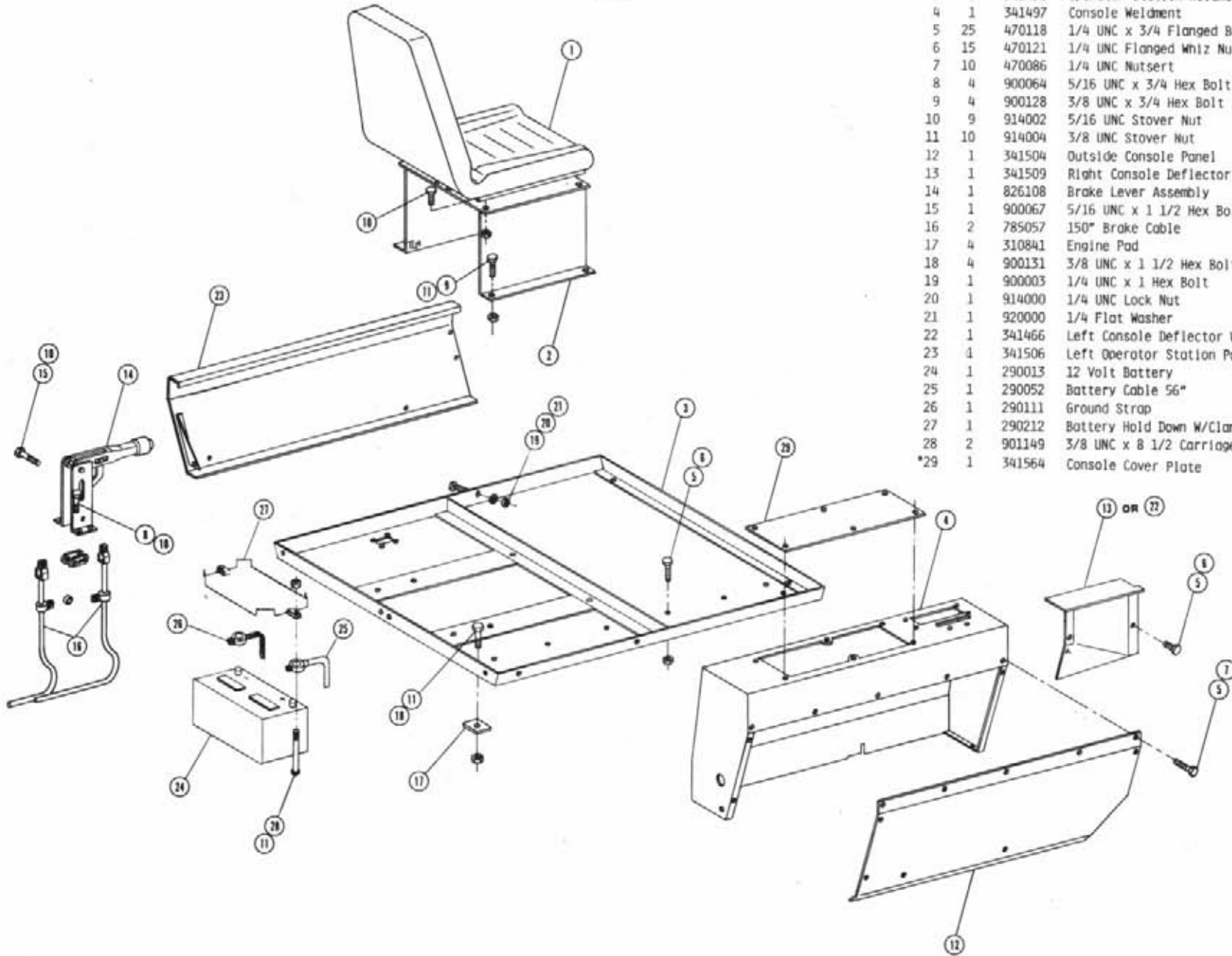
THROTTLE LEVER ASSEMBLY

Det.	Qty.	P/N	Description
1	1	341503	Throttle Lever Mount
2	1	341518	Throttle Lever Weldment
3	2	470118	1/4 UNC x 3/4 Flanged Hex Bolt
4	2	470121	1/4 UNC Flanged Whiz Nut
5	1	473921	No. 10-32 Ball Joint
6	1	499001	Spring
7	1	785046	Friction Disc
8	1	785056	4" Stroke x 70" Throttle Cable
9	1	900170	3/8 UNC x 2 1/4 Hex Bolt
10	1	903889	No. 10-32 x 3/4 Slotted Round Machine Screw
11	2	910027	No. 10 UNF Hex Nut
12	1	914004	3/8 UNC Stover Nut
13	1	914027	No. 10-32 Stover Nut
14	1	920002	3/8 SAE Flat Washer
15	1	659292	1 7/8 Dia. Ball Knob
16	2	920510	No. 10 Lock Washer

OPERATOR STATION ASSEMBLY

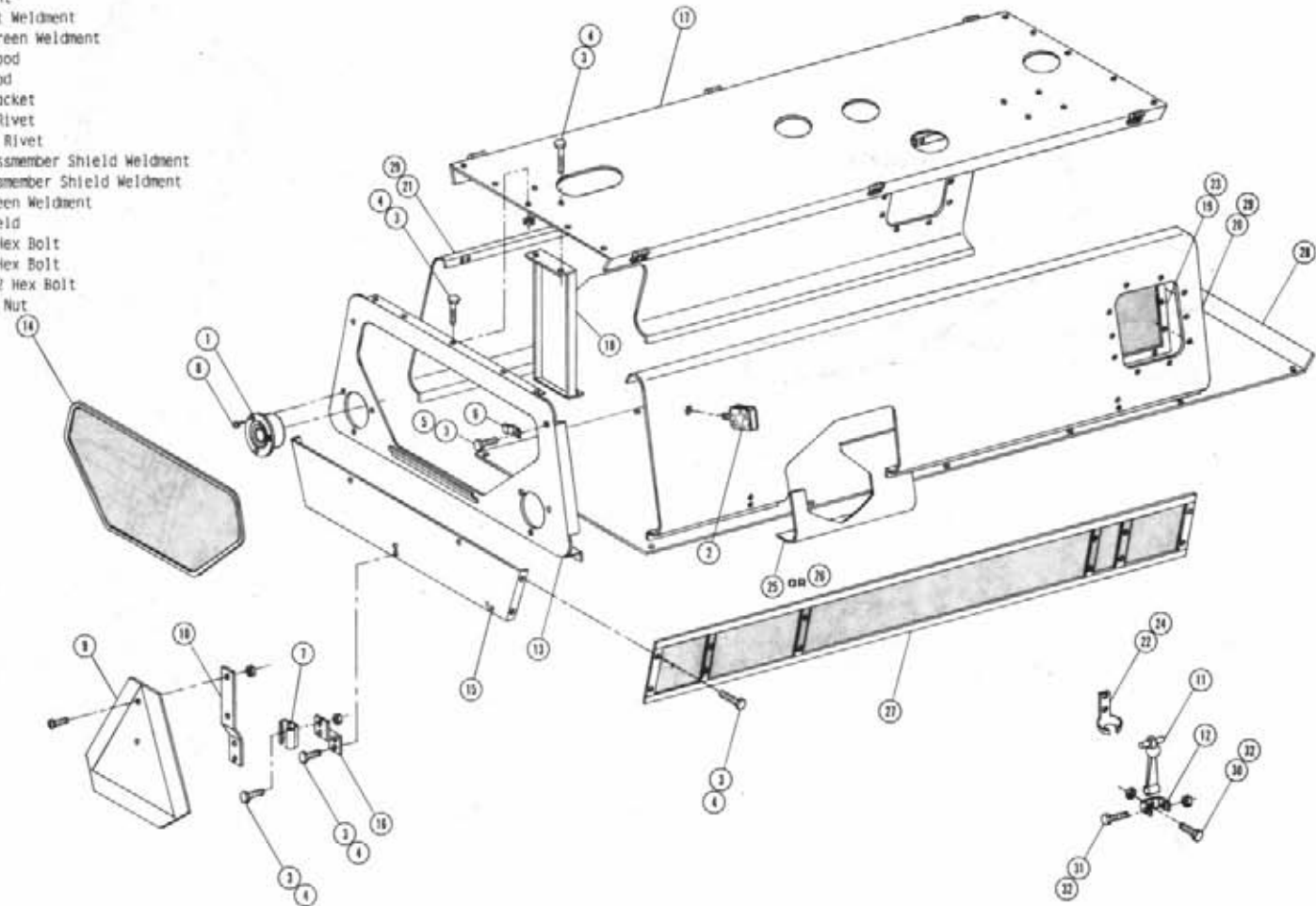
Note: Detail 29 Is Used On Personnel Carrier Option.

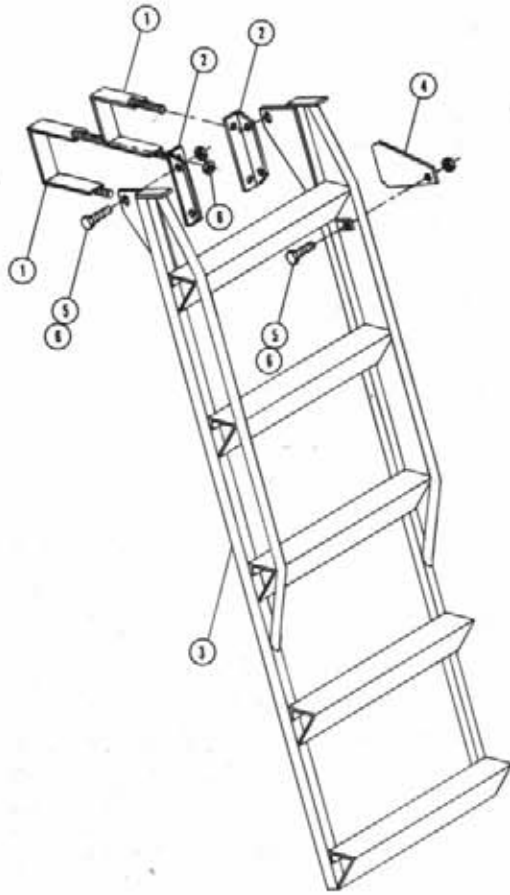
Det.	Qty.	P/N	Description
1	1	330002	Seat
2	1	341336	Seat Mount Weldment
3	1	341458	Operator Station Weldment
4	1	341497	Console Weldment
5	25	470118	1/4 UNC x 3/4 Flanged Bolt
6	15	470121	1/4 UNC Flanged Whiz Nut
7	10	470086	1/4 UNC Nutsert
8	4	900064	5/16 UNC x 3/4 Hex Bolt
9	4	900128	3/8 UNC x 3/4 Hex Bolt
10	9	914002	5/16 UNC Stover Nut
11	10	914004	3/8 UNC Stover Nut
12	1	341504	Outside Console Panel
13	1	341509	Right Console Deflector Weldment
14	1	826108	Brake Lever Assembly
15	1	900067	5/16 UNC x 1 1/2 Hex Bolt
16	2	785057	150" Brake Cable
17	4	310841	Engine Pad
18	4	900131	3/8 UNC x 1 1/2 Hex Bolt
19	1	900003	1/4 UNC x 1 Hex Bolt
20	1	914000	1/4 UNC Lock Nut
21	1	920000	1/4 Flat Washer
22	1	341466	Left Console Deflector Weldment
23	1	341506	Left Operator Station Panel Weldment
24	1	290013	12 Volt Battery
25	1	290052	Battery Cable 56"
26	1	290111	Ground Strap
27	1	290212	Battery Hold Down W/Clamps
28	2	901149	3/8 UNC x 8 1/2 Carriage Bolt
*29	1	341564	Console Cover Plate



SHEET METAL ASSEMBLY

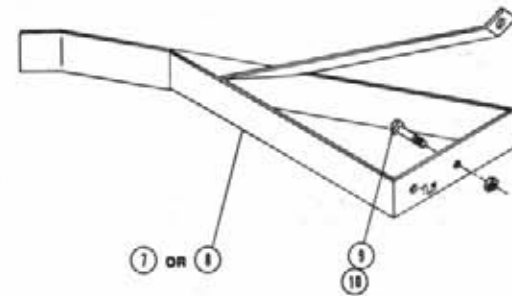
Det.	Qty.	P/N	Description
1	2	291036	Tail Light
2	2	291114	Flasher Light
3	42	470118	1/4 UNC x 1/4 Flanged Hex Bolt
4	48	470121	1/4-20 Flanged Whiz Nut
5	2	470086	1/4 UNC Nutsert
6	2	470151	Upper Rear Panel Screen Clip
7	1	472251	Mounting Socket
8	6	472352	No. 10 x 9/16 Self-Tapping Screw
9	1	472249	Slow Moving Vehicle Sign
10	1	472250	Spade Mounting Bracket
11	4	656998	Rubber Hook
12	4	656999	Rubber Hook Anchor Bracket
13	1	659679	Upper Rear Panel Weldment
14	1	659682	Upper Rear Panel Screen
15	1	659683	Lower Rear Panel
16	1	659684	SMV Sign Mounting Bracket
17	1	652685	Mullion Weldment
18	1	659687	Mullion Support Weldment
19	2	659694	Engine Hood Screen Weldment
20	1	659692	Right Engine Hood
21	1	659693	Left Engine Hood
22	4	656997	Rubber Hook Bracket
23	20	485052	1/8 x 3/8 Pop Rivet
24	8	485053	3/16 x 3/8 Pop Rivet
25	1	659698	Right Rear Crossmember Shield Weldment
26	1	659699	Left Rear Crossmember Shield Weldment
27	2	659703	Lower Side Screen Weldment
28	1	361290	Lower Hose Shield
29	12	900000	1/4 UNC x 1/2 Hex Bolt
30	4	900002	1/4 UNC x 3/4 Hex Bolt
31	4	900005	1/4 UNC x 1 1/2 Hex Bolt
32	8	914000	1/4 UNC Stover Nut





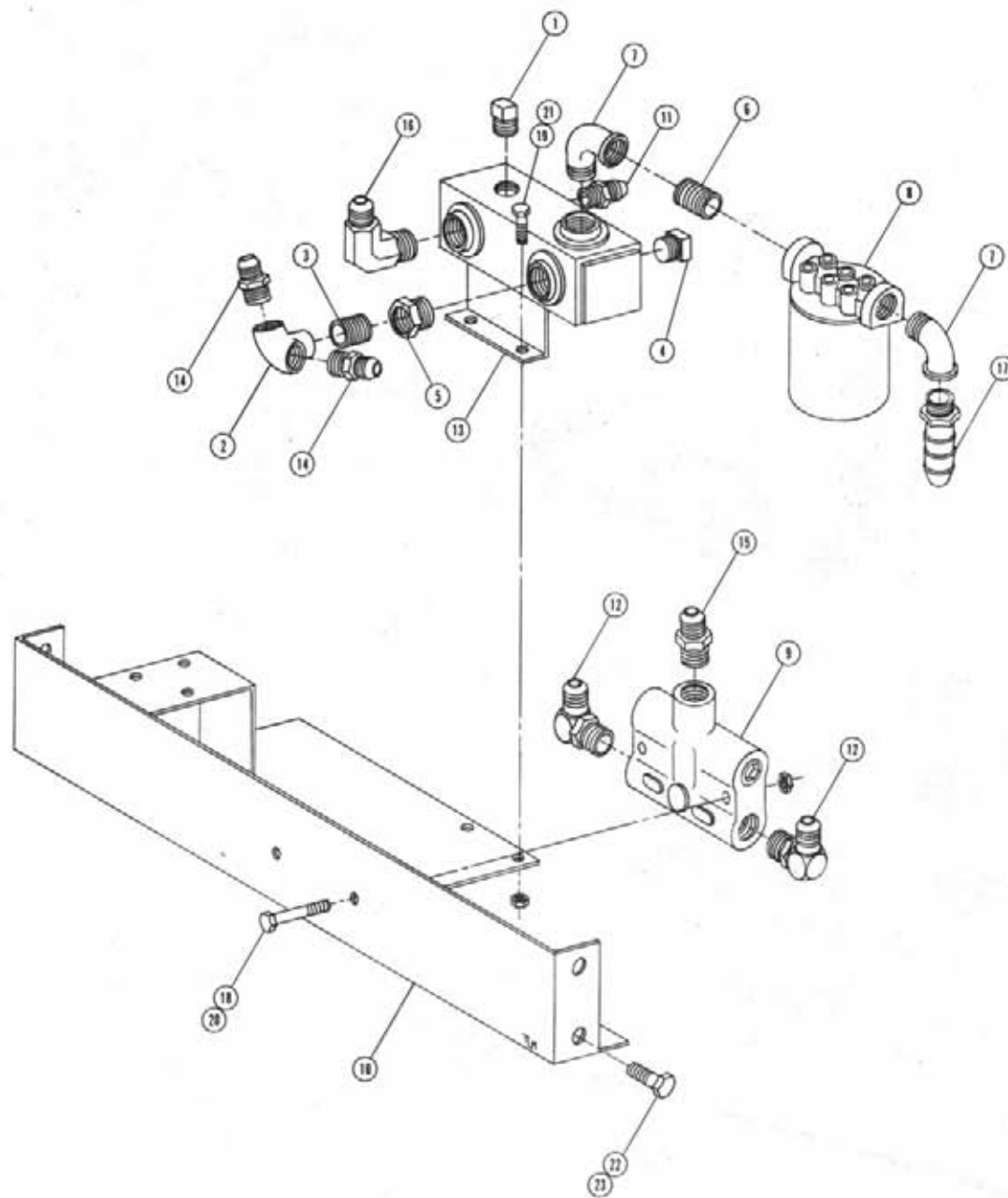
LADDER ASSEMBLY

Det. Qty.	P/N	Description
1	2	341469 Ladder Mount Strap Weldment
2	2	341470 Ladder Mount Weldment
3	1	341544 Ladder Weldment
4	1	341552 Ladder Prop
5	3	900129 3/8 UNC x 1 Hex Bolt
6	7	914004 3/8 UNC Stover Nut



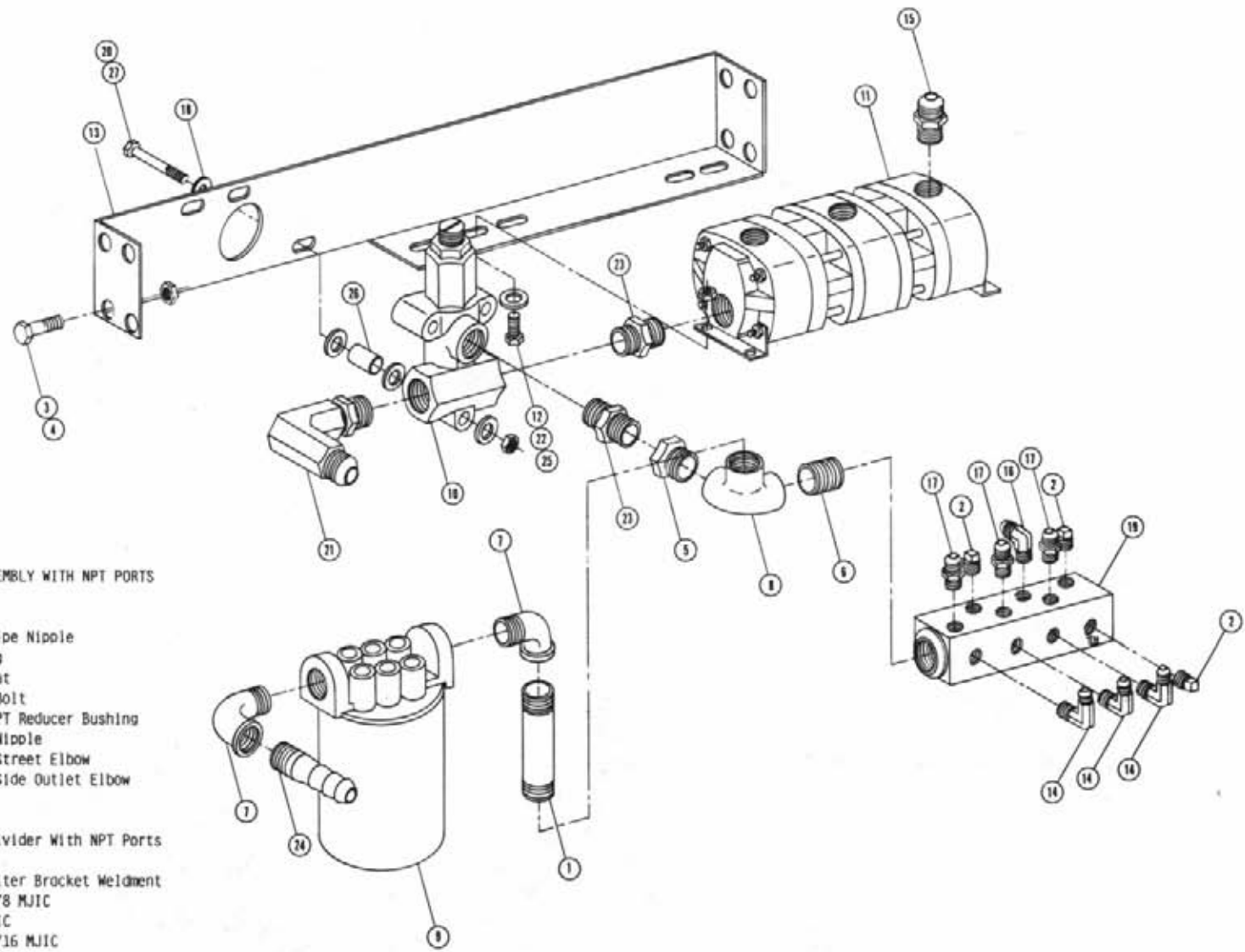
STALK GUIDE ASSEMBLY

Det. Qty.	P/N	Description
7	1	662164 Left Stalk Guide Weldment
8	1	662208 Right Stalk Guide Weldment
9	2	900129 3/8 UNC x 1 Hex Bolt
10	2	914004 3/8 UNC Stover Nut



BELT DRIVE RETURN MANIFOLD BRACKET ASSEMBLY

Det.	Qty.	P/N	Description
1	1	503700	1/2 NPT Square Head Pipe Plug
2	1	504511	3/4 NPT x 90° Side Outlet Elbow
3	1	504702	3/4 NPT Close Nipple
4	1	504900	3/4 NPT Square Head Pipe Plug
5	1	505213	1 NPT x 3/4 NPT Reducer Bushing
6	1	506200	1 1/4 NPT Close Nipple
7	2	506410	1 1/4 NPT x 90° Street Elbow
8	1	605601	Gresen 10 Micron Filter
9	1	607504	B50 Flow Divider
10	1	610440	Return Manifold Mount Bracket Weldment
11	1	611121	1/4 NPT x 9/16 MJIC
12	2	611128	7/8 MOR x 90° x 7/8 MJIC
13	1	614236	Manifold Weldment
14	2	618059	3/4 NPT x 7/8 MJIC
15	1	618189	7/8 MOR x 1 1/16 MJIC
16	1	618519	1 NPT x 90° x 1 1/16 MJIC
17	1	715660	1 1/4 NPT x 1 1/4 Hose Barb
18	2	900007	1/4 UNC x 2 Hex Bolt
19	2	900129	3/8 UNC x 1 Hex Bolt
20	2	914000	1/4 UNC Stover Nut
21	2	914004	3/8 UNC Stover Nut
22	4	900263	1/2 UNC x 1 Hex Bolt
23	4	914008	1/2 UNC Stover Nut

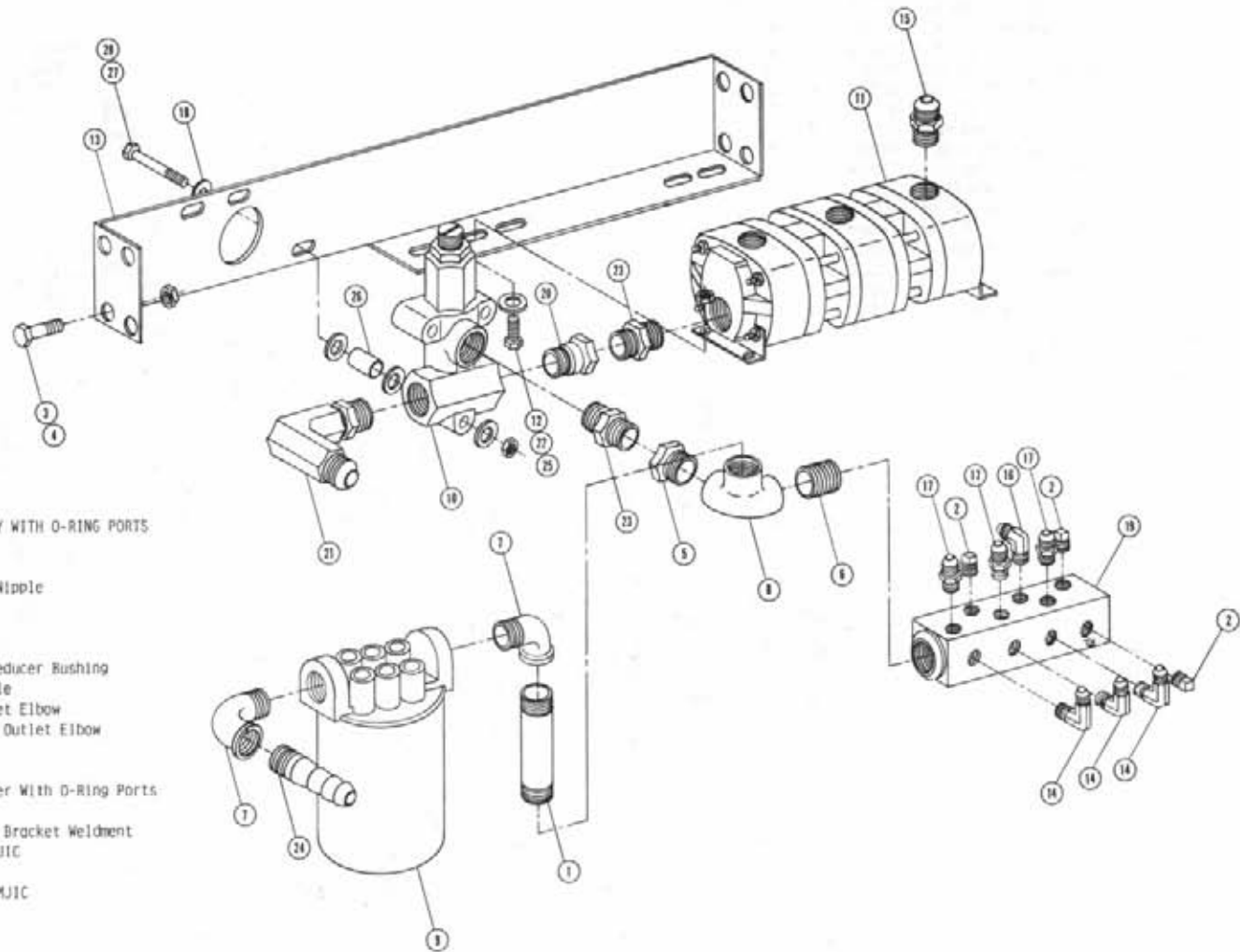


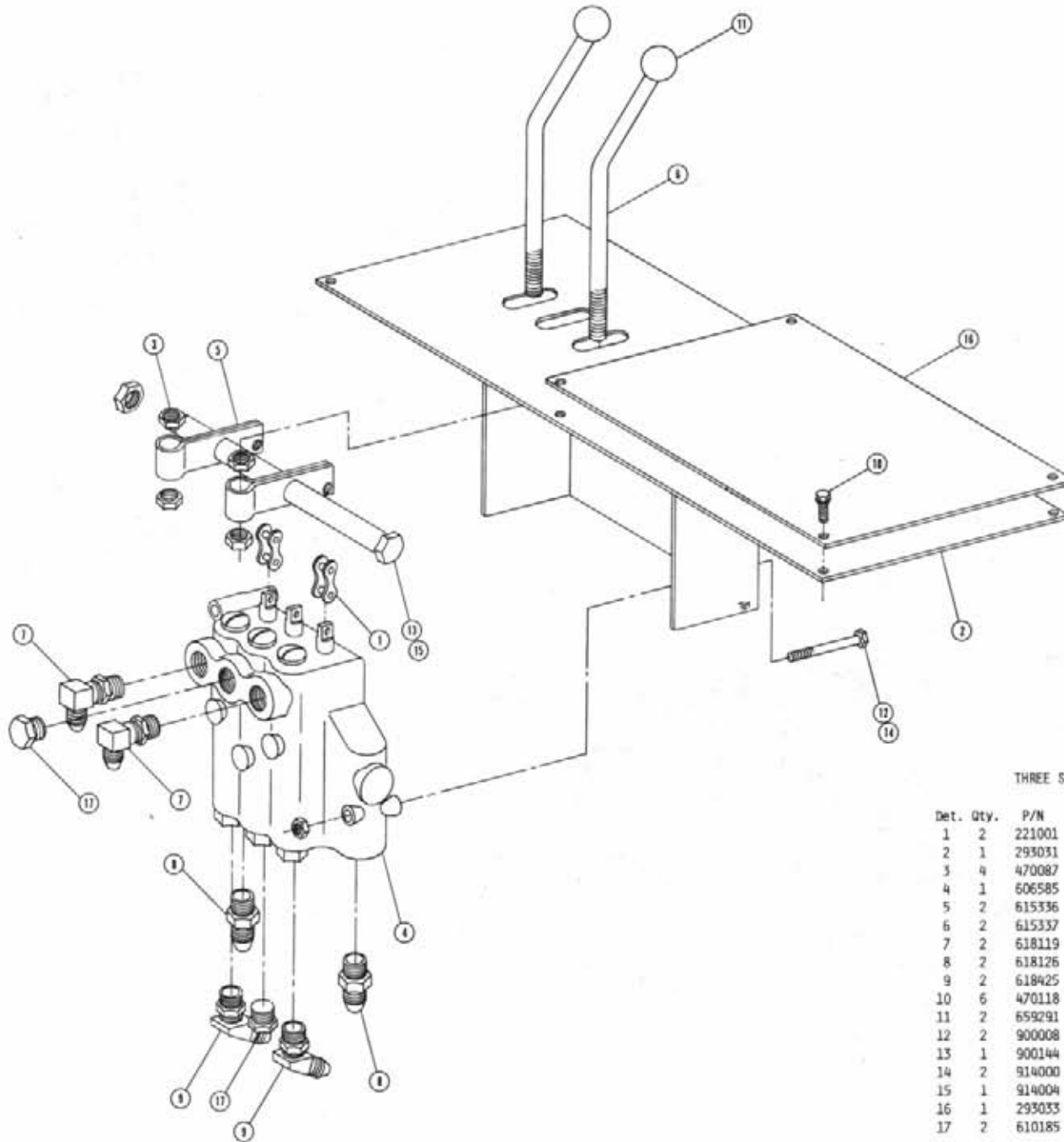
THREE SECTION FLOW DIVIDER ASSEMBLY WITH NPT PORTS

Det.	Qty.	P/N	Description
1	1	506604	1 1/4 NPT x 4" Pipe Nipple
2	3	503700	1/2 NPT Pipe Plug
3	4	914008	1/2 UNC Stover Nut
4	4	900263	1/2 UNC x 1 Hex Bolt
5	1	506005	1 1/4 NPT To 1 NPT Reducer Bushing
6	1	506200	1 1/4 NPT Close Nipple
7	2	506410	1 1/4 NPT x 90° Street Elbow
8	1	506701	1 1/4 NPT x 90°-Side Outlet Elbow
9	1	605601	Gresen Filter
10	1	606952	Relief Valve
11	1	610050	3 Section Flow Divider With NPT Ports
12	2	920002	3/8 Flat Washer
13	1	610408	Return Relief Filter Bracket Weldment
14	3	611124	1/2 NPT x 90°x 7/8 MJIC
15	3	611126	7/8 MOR x 7/8 MJIC
16	1	618107	1/2 NPT x 90°x 9/16 MJIC
17	3	611147	1/2 NPT x 3/4 MJIC
18	4	920001	5/16 Flat Washer
19	1	614566	Manifold Weldment
20	1	914002	5/16 UNC Lock Nut
21	1	618302	1 5/16 MOR x 90°x 1 1/16 MJIC
22	2	914004	3/8 UNC Lock Nut
23	2	618330	1 NPT x 1 5/16 MOR
24	1	715660	1 1/4 NPT x 1 1/4 Hose Barb
25	2	900129	3/8 UNC x 1 Hex Bolt
26	1	314744	5/8 O.D. x 1/8 Bushing
27	1	900073	5/16 UNC x 3 1/4 Hex Bolt

THREE SECTION FLOW DIVIDER ASSEMBLY WITH O-RING PORTS

Det.	Qty.	P/N	Description
1	1	506604	1 1/4 NPT x 4" Pipe Nipple
2	3	503700	1/2 NPT Pipe Plug
3	4	914008	1/2 UNC Stover Nut
4	4	900265	1/2 UNC x 1 Hex Bolt
5	1	506005	1 1/4 NPT To 1 NPT Reducer Bushing
6	1	506200	1 1/4 NPT Close Nipple
7	2	506410	1 1/4 NPT x 90° Street Elbow
8	1	506701	1 1/4 NPT x 90° Side Outlet Elbow
9	1	605601	Gresen Filter
10	1	606952	Relief Valve
11	1	610050	3 Section Flow Divider With O-Ring Ports
12	2	920002	3/8 Flat Washer
13	1	610408	Return Relief Filter Bracket Weldment
14	3	611124	1/2 NPT x 90° x 7/8 MJIC
15	3	611126	7/8 MOR x 7/8 MJIC
16	1	618107	1/2 NPT x 90° x 9/16 MJIC
17	3	611147	1/2 NPT x 3/4 MJIC
18	4	920001	5/16 Flat Washer
19	1	614566	Manifold Weldment
20	1	618090	1 5/16 MOR x 1 FNPT
21	1	618302	1 5/16 MOR x 90° x 1 1/16 MJIC
22	2	914004	3/8 UNC Lock Nut
23	2	618330	1 NPT x 1 5/16 MOR
24	1	715660	1 1/4 NPT x 1 1/4 Hose Barb
25	2	900129	3/8 UNC x 1 Hex Bolt
26	1	314744	5/8 O.D. x 1/8 Bushing
27	1	900073	5/16 UNC x 3 1/4 Hex Bolt
28	1	914002	5/16 UNC Lock Nut



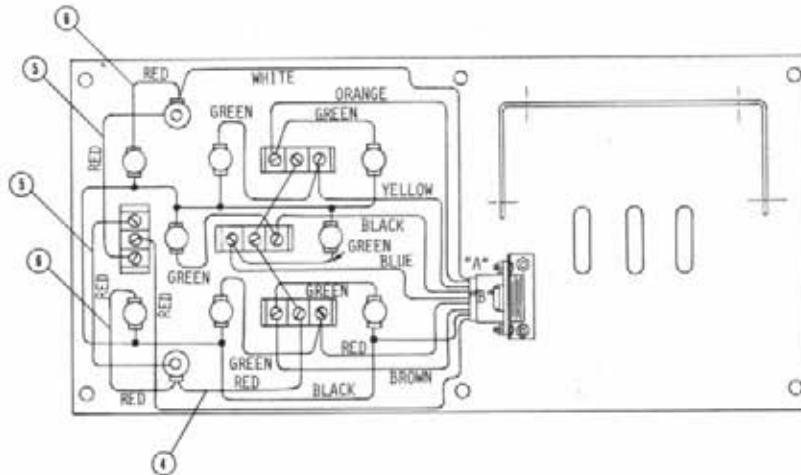
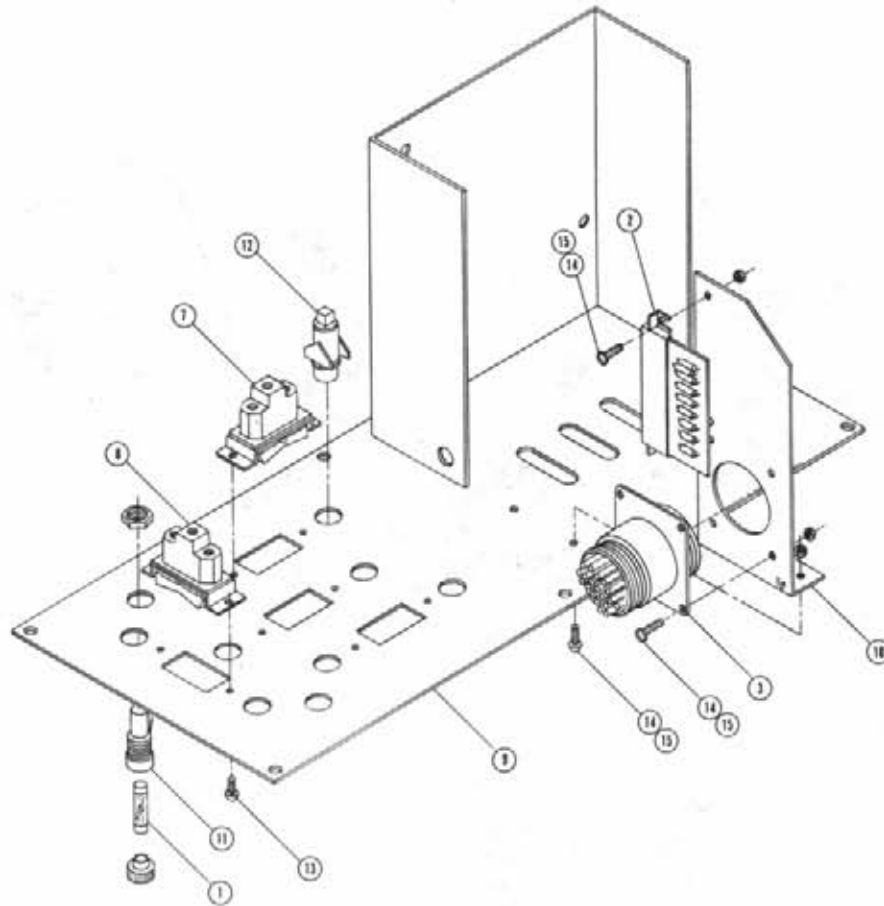


THREE SPOOL VALVE ASSEMBLY

Det. Qty.	P/N	Description
1	221001	Connector Link Clip
2	293031	Valve Mount Weldment
3	470087	3/8 UNC Whiz Nut
4	606585	Cessna Three Spool Valve
5	615336	Valve Handle Link
6	615337	Valve Handle
7	618119	9/16 MOR x 90° x 9/16 MJIC
8	618126	9/16 MOR x 9/16 MJIC
9	618425	9/16 MOR x 45° x 9/16 MJIC
10	470118	1/4 UNC x 3/4 Flanged Hex Bolt
11	659291	1" Dia. Ball Knob
12	900008	1/4 UNC x 2 1/2 Hex Bolt
13	900144	3/8 UNC x 6 1/2 Hex Bolt
14	914000	1/4 UNC Lock Nut
15	914004	3/8 UNC Lock Nut
16	293033	Switch Plate Cover
17	610185	9/16 O-Ring Plug

TASSELTROL COVER ASSEMBLY

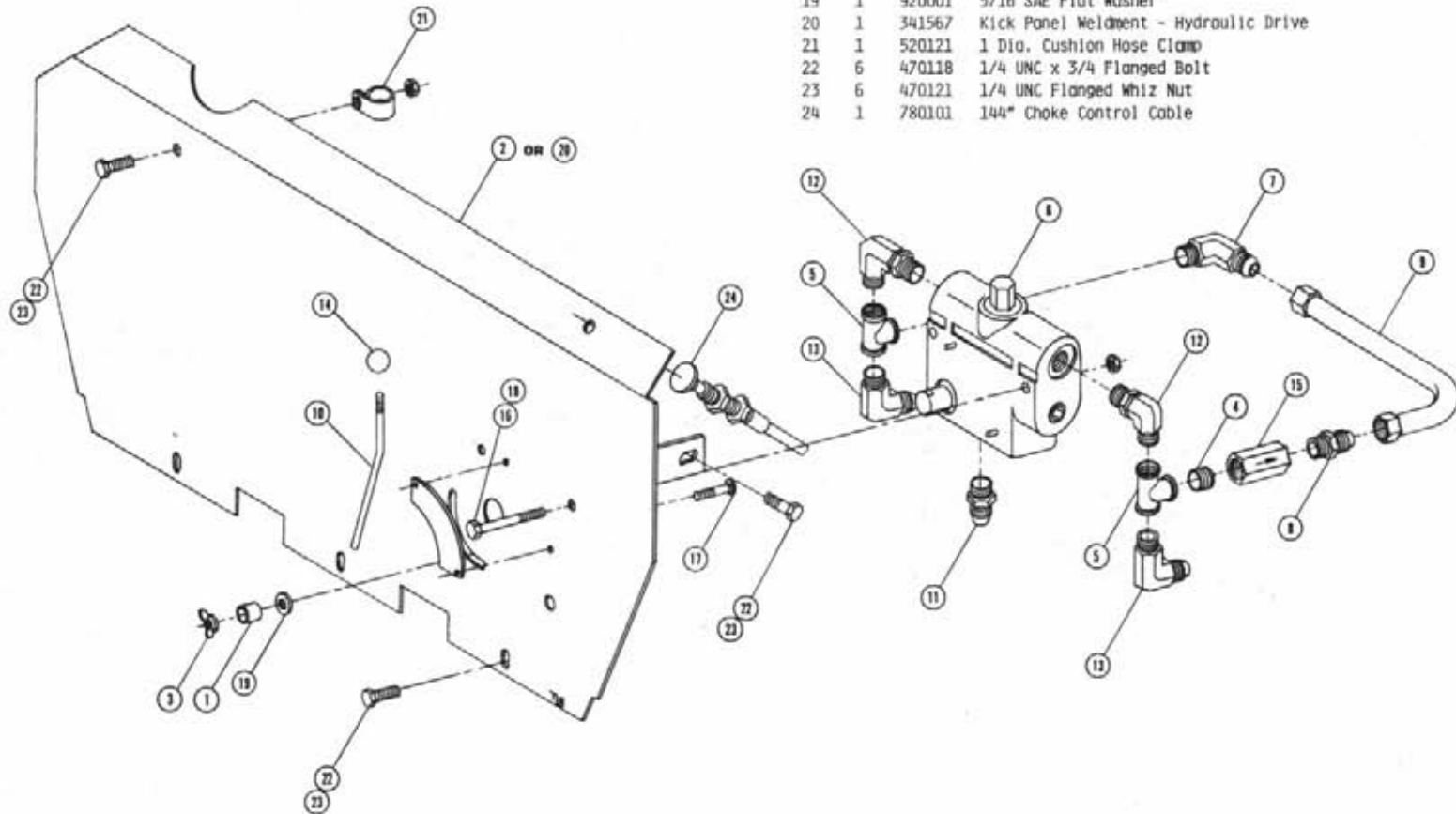
Det. Qty.	P/N	Description
1	291602	10 Amp Fuse
2	293005	Diode Circuit Board
3	293007	Control Box Wire Harness
4	293011	Manual Switch Harness
5	293012	Wire, Fuse To Switch
6	293019	Wire, Fuse To Light
7	293025	Manual Switch
8	293026	Auto And Manual Switch
9	293031	Switch Plate Weldment
10	293034	Circuit Board Mount
11	298011	Fuse Holder
12	390318	Indicator Light
13	903804	6-32 x 1/4 Slotted Round Head Screw
14	903812	6-32 x 1/2 Slotted Round Head Screw
15	910022	6-32 Hex Nut

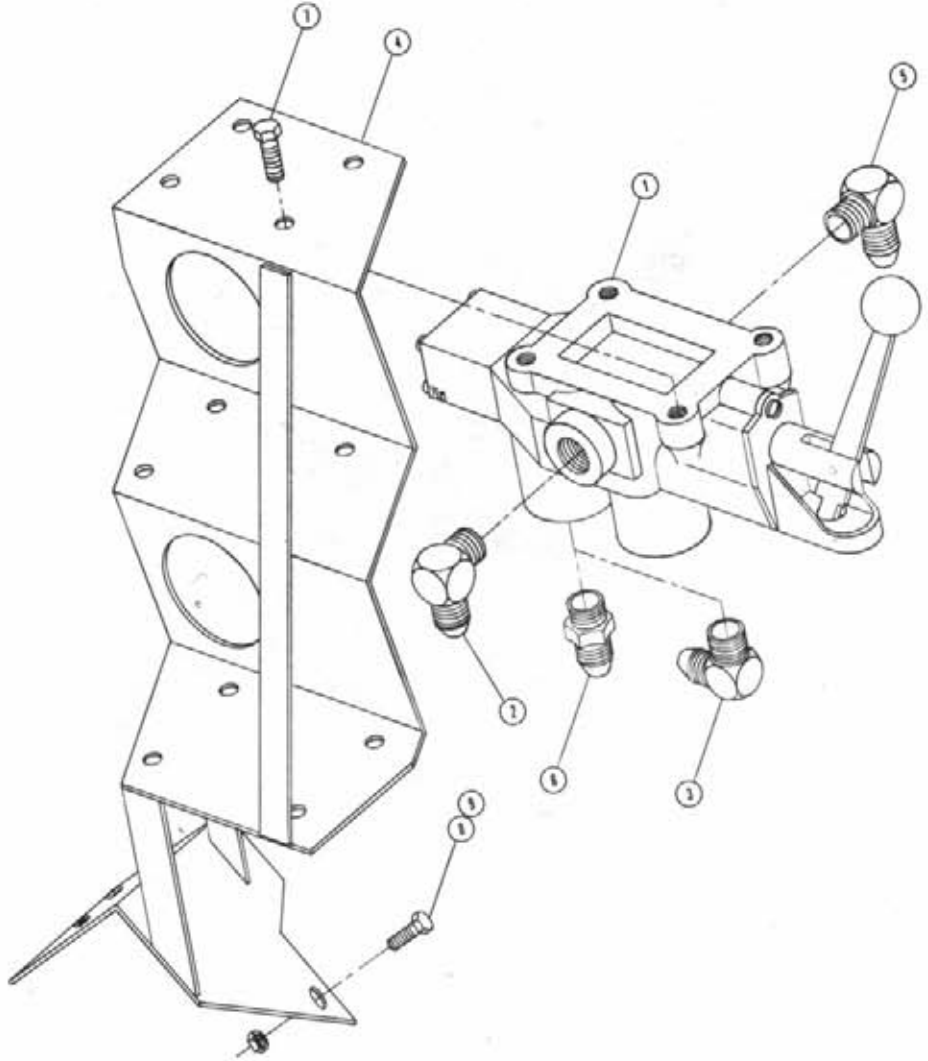


NOTE: The Diagram To The Left Shows How The Components Are Connected To Each Other Through Connector "A". Wires That Connect Circuit Board "B" To Connector "A" Are Not Shown.

VARIABLE FLOW CONTROL ASSEMBLY

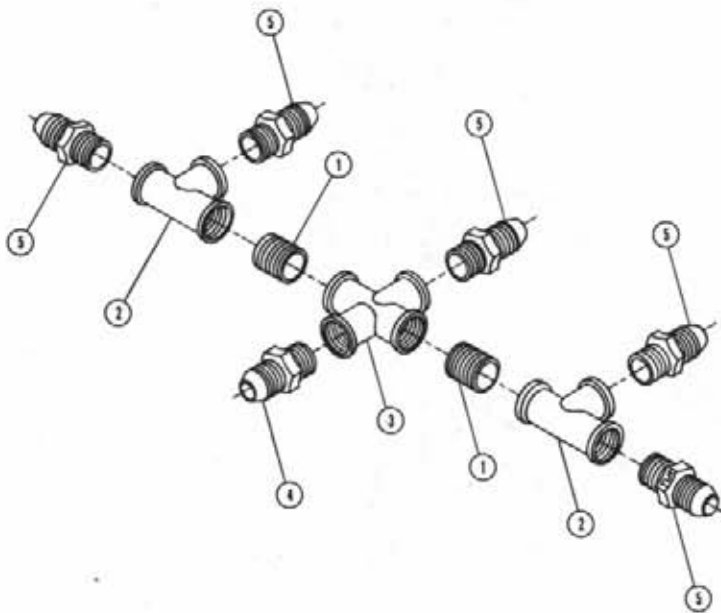
Det. Qty.	P/N	Description
1	341465	.50 O.D. x .035 Wa. x .75 Long
2	341495	Kick Panel Weldment - Belt Drive
3	473900	5/16 UNC Wing Nut
4	503600	1/2 NPT Close Nipple
5	503819	1/2 NPT Steel Pipe Tee
6	607510	FCRS1 Flow Divider
7	611145	1/2 NPT x 90° x 3/4 MJIC
8	611147	1/2 NPT x 3/4 MJIC
9	614594	Hydraulic Tube Assembly
10	615491	Flow Control Lever Weldment
11	618189	7/8 MOR x 1 1/16 MJIC
12	618561	7/8 MOR x 90° x 1/2 MNPT
13	618566	1 1/16 MJIC x 90° x 1/2 MNPT
14	569291	1 DIA. Ball Knob
15	690338	1/2 NPT Line Check Valve
16	900023	1/4 UNC x 2 1/4 Hex Bolt
17	901066	5/16 UNC x 1 1/4 Carriage Bolt
18	914000	1/4 UNC Stover Nut
19	920001	5/16 SAE Flat Washer
20	341567	Kick Panel Weldment - Hydraulic Drive
21	520121	1 Dia. Cushion Hose Clamp
22	470118	1/4 UNC x 3/4 Flanged Bolt
23	470121	1/4 UNC Flanged Whiz Nut
24	780101	144" Choke Control Cable





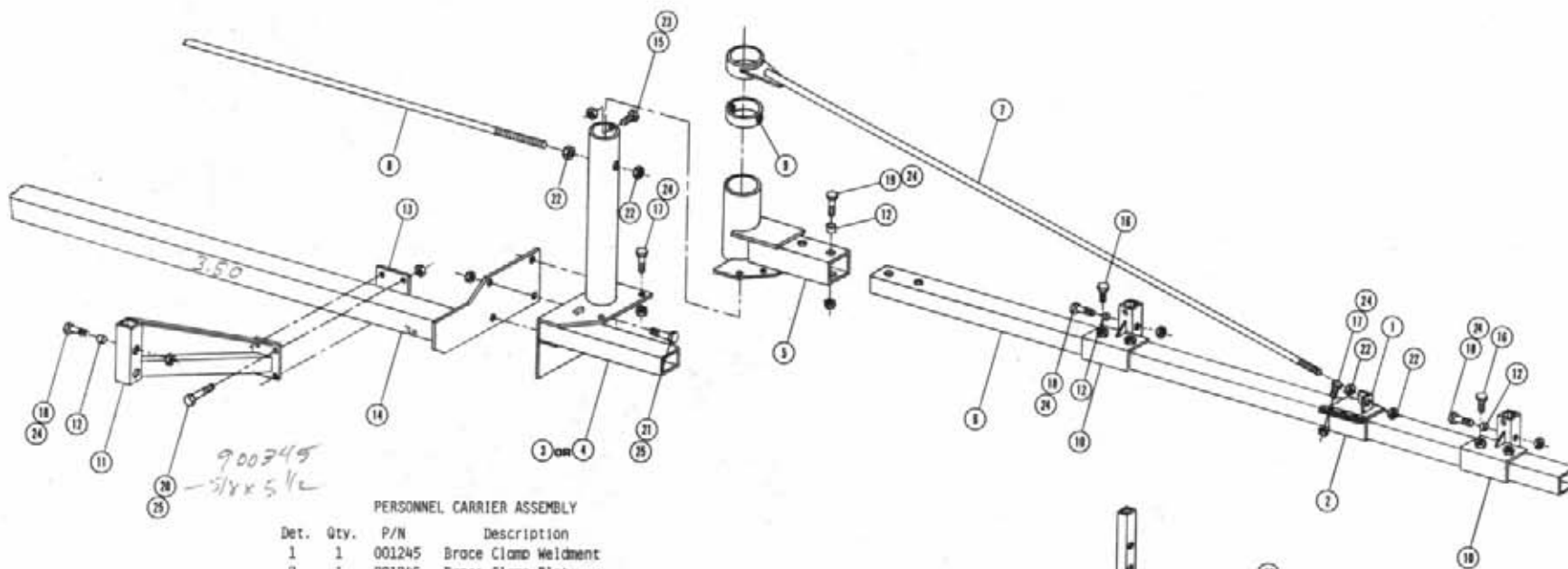
ONE-SPOOL VALVE ASSEMBLY

Det. Qty.	P/N	Description
1	606004	Gresen One-Spool Valve
2	610305	3/4 MNPT x 90° x 3/4 MJIC
3	611124	1/2 NPT x 90° x 7/8 MJIC
4	614609	Three One-Spool Valve Mount Weldment
5	618156	3/4 MNPT x 90° x 7/8 MJIC
6	618325	1/2 MNPT x 7/8 MJIC
7	900126	3/8 UNC x 1/2 Hex Bolt
8	900065	5/16 UNC x 1 Hex Bolt
9	914002	5/16 UNC Stover Nut



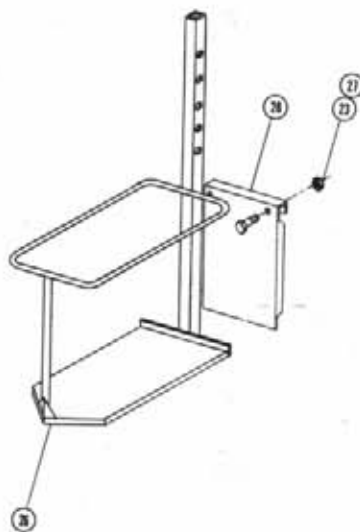
CASE DRAIN RETURN FITTING ASSEMBLY

Det.	Qty.	P/N	Description
1	2	503600	1/2 NPT Close Nipple
2	2	503820	1/2 NPT Pipe Tee
3	1	503824	1/2 NPT Pipe Cross
4	1	611147	1/2 NPT x 3/4 MJIC
5	5	618018	1/2 NPT x 9/16 MJIC



PERSONNEL CARRIER ASSEMBLY

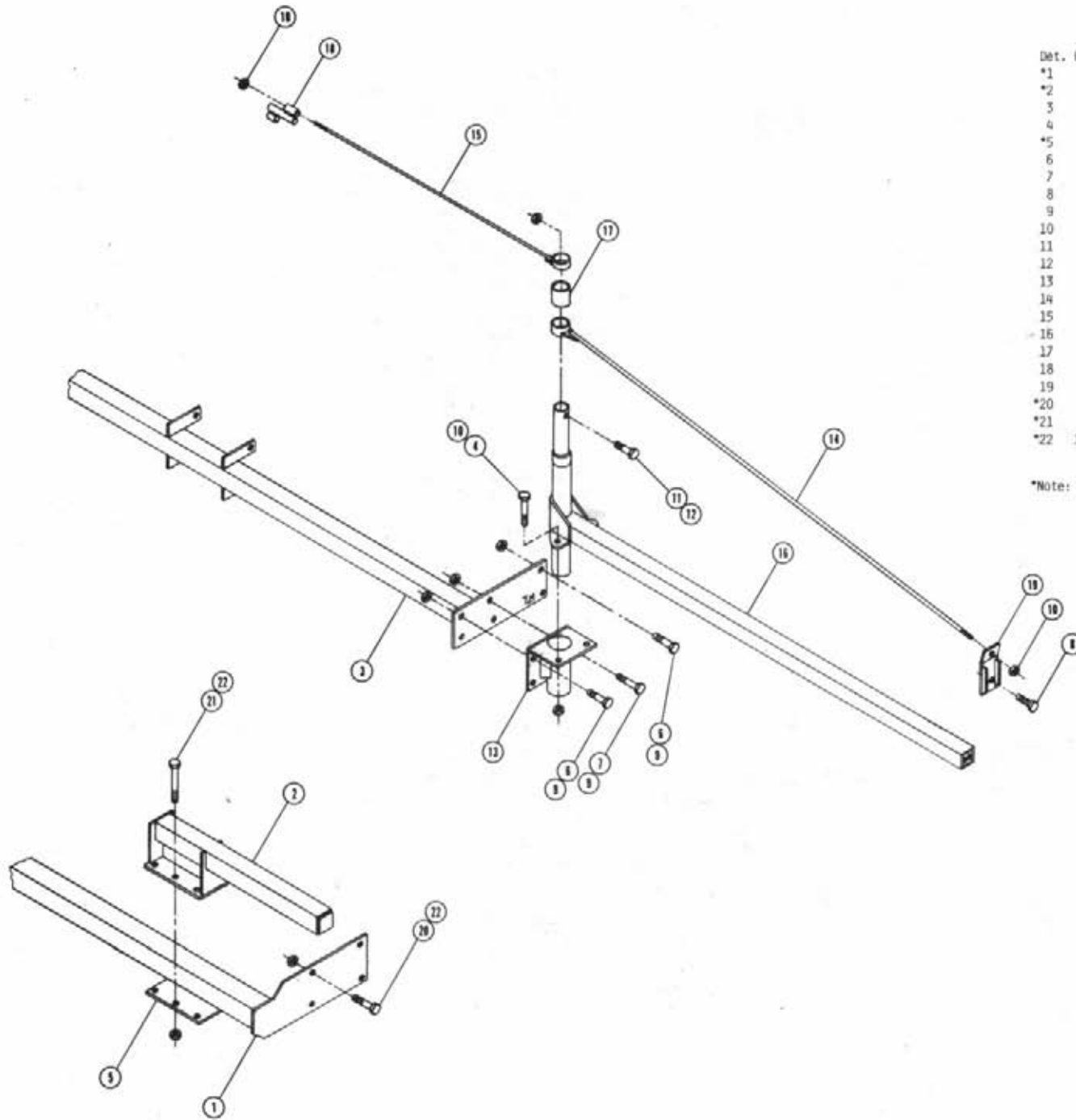
Det.	Qty.	P/N	Description
1	1	001245	Brace Clamp Weldment
2	1	001246	Brace Clamp Plate
3	1	001369	Right Outrigger Mount Weldment
4	1	001370	Left Outrigger Mount Weldment
5	1	001377	Outrigger Pivot Weldment
6	1	001381	Outrigger Tube
7	1	001382	Tie Bar Weldment
8	1	001384	Center Tie Bar
9	1	001385	Center Tie Bar Collar
10	2	001386	Station Clamp Weldment
11	1	001388	Center Station Mount Weldment
12	5	200015	3/4 O.D. x 11 Ga. x 3/8 Spacer
13	1	438165	Outrigger Hoist Hinge Keeper
14	1	438256	Center Tool Bar Weldment
15	1	900002	1/4 UNC x 3/4 Hex Bolt
16	4	900263	1/2 UNC x 1 Hex Bolt
17	8	900265	1/2 UNC x 1 1/2 Hex Bolt
18	3	900271	1/2 UNC x 3 1/4 Hex Bolt
19	2	900276	1/2 UNC x 5 Hex Bolt
20	4	900843	5/8 UNC x 4 1/2 Hex Bolt
21	4	900352	5/8 UNC x 2 1/4 Hex Bolt
22	4	910010	5/8 UNC Hex Nut
23	3	914000	1/4 UNC Stover Nut
24	13	914008	1/2 UNC Stover Nut
25	8	914010	5/8 UNC Stover Nut
26	3	001316	Enclosed 2-Man Station
27	2	900006	1/4 UNC x 1 3/4 Hex Bolt
28	1	001359	Work Station Shield

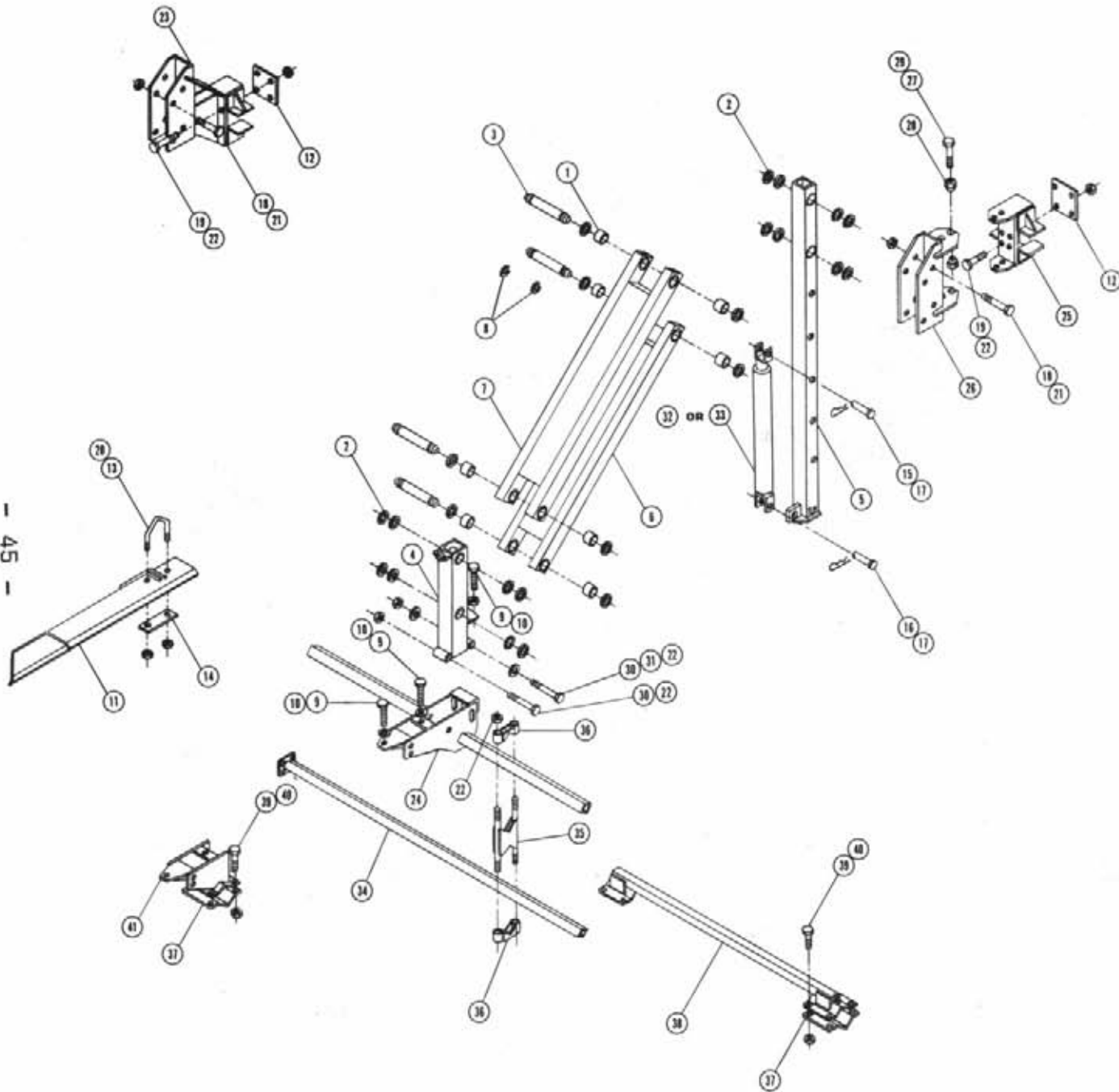


OUTRIGGER ASSEMBLY

Det. Qty.	P/N	Description
*1	438256	Center Tool Bar Weldment
*2	001362	38" Rigid Outrigger Weldment
3	438169	Center Tool Bar Weldment
4	900265	1/2 UNC x 1 1/2 Hex Bolt
*5	001363	Rigid Outrigger Mounting Plate
6	900335	5/8 UNC x 2 Hex Bolt
7	900352	5/8 UNC x 2 1/4 Hex Bolt
8	900129	3/8 UNC x 1 Hex Bolt
9	914010	5/8 UNC Stover Nut
10	914008	1/2 UNC Stover Nut
11	900002	1/4 UNC x 3/4 Hex Bolt
12	914000	1/4 UNC Stover Nut
13	001195	Outrigger Mount Weldment
14	001205	Tie Bar Weldment 48" Outrigger
15	001267	Center Tie Bar Weldment
*16	001306	48" Outrigger Weldment
17	001310	Outrigger Post Spacer
18	001353	Tie Clamp Weldment
19	001355	Outrigger Support Bracket Weldment
*20	900335	5/8 UNC x 2 Hex Bolt
*21	900834	5/8 UNC x 5 1/2 Hex Bolt Grade 8
*22	914010	5/8 UNC Stover Nut

*Note: Items 1, 2, 5, 20, 21, And 22 Are Used Only With Belt Options.

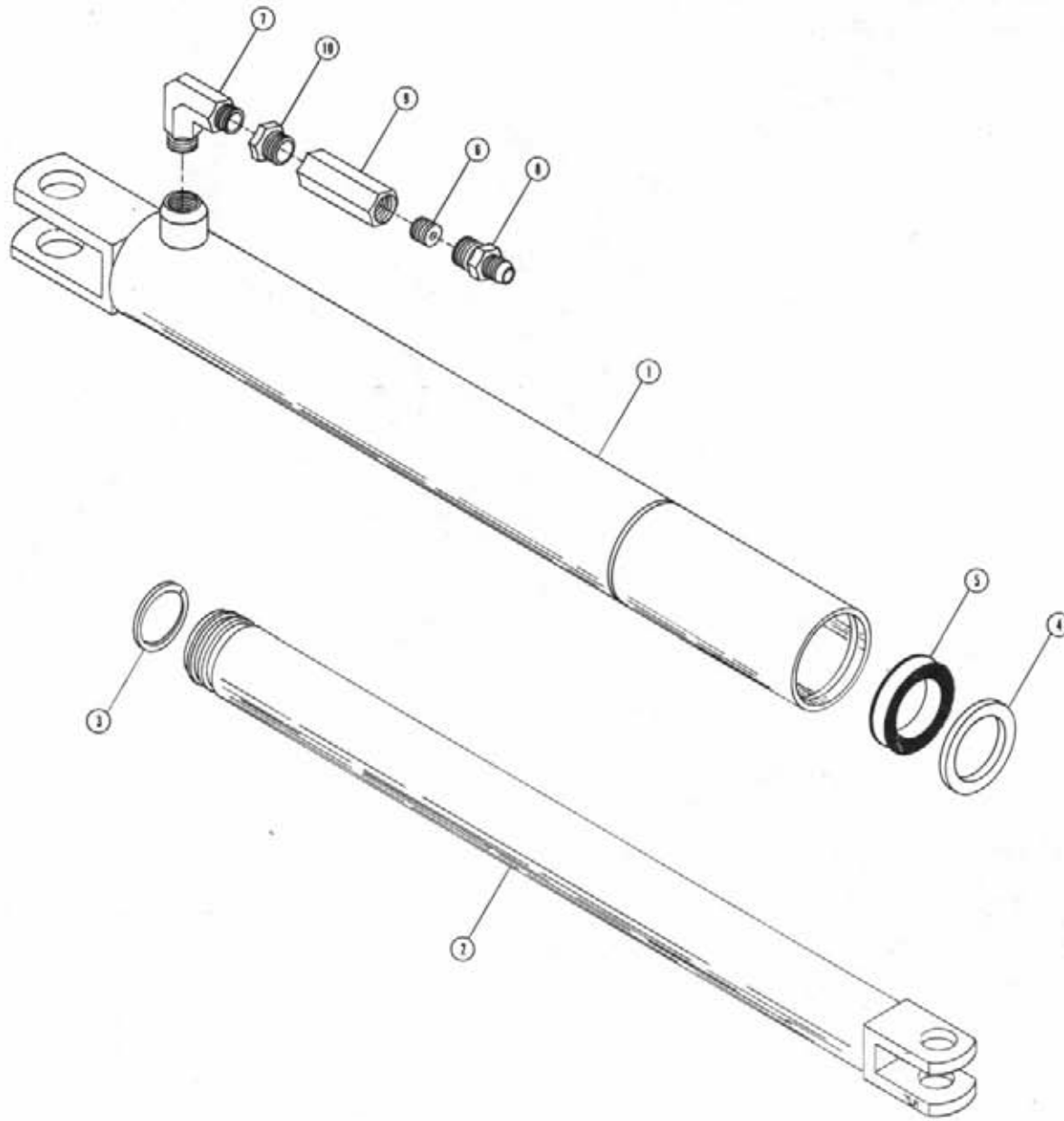




DETASLER LIFT ASSEMBLY

Det.	Qty.	P/N	Description
1	8	121025	Journal Bearing
2	24	200004	Carriage Pivot Pin Washer
3	4	438176	Pivot Pin
4	1	438177	Tool Bar Mount Weldment
5	1	438184	Hoist Column Weldment
6	1	438186	Lower Lift Arm Weldment
7	1	438192	Upper Lift Arm Weldment
8	8	629530	1" External Snap Ring
9	3	900538	1/2 UNC x 3 1/2 Hex Bolt Full Threaded
10	3	910008	1/2 UNC Hex Nut
11	1	410048	Center Deflector Weldment
12	2	438165	Outrigger Hoist Hinge Keeper
13	1	410052	U-Bolt
14	1	410051	U-Bolt Clamp
15	1	470155	1 Dia. x 4" Picker Pin
16	1	472206	1 Dia. x 2 1/4 Picker Pin
17	2	611016	Hair Pin
18	8	900275	1/2 UNC x 4 1/2 Hex Bolt
19	8	900834	5/8 UNC x 5 1/2 Hex Bolt Grade 8
20	2	914002	5/16 UNC Stover Nut
21	8	914008	1/2 UNC Lock Nut
22	18	914010	5/8 UNC Stover Nut
23	1	438221	Center Hoist Bracket Weldment
24	1	438194	Tool Bar Weldment
25	1	438156	Outrigger Hoist Hinge Weldment
26	1	438161	Hoist Pivot Bracket Weldment
27	4	470145	Wheel Stud Nut
28	4	470146	Sleeve
29	4	900404	3/4 UNC x 2 1/2 Hex Bolt
30	2	900343	5/8 UNC x 4 1/2 Hex Bolt
31	10	920005	5/8 Flat Washer
32	1	620900	Lift Cylinder
33	1	620225	Lift Cylinder
34	1	438258	Tool Bar Weldment
35	2	438261	Tool Bar Clamp Weldment
36	4	438264	Tool Bar Clamp Keeper Weldment
*37	3	410016	Hanger V
*38	1	438266	Solid Tool Bar Tie Weldment
*39	12	900265	1/2 UNC x 1 1/2 Hex Bolt
*40	12	914008	1/2 UNC Stover Nut
41	1	438269	T-Trol Sensor Arm Mount Weldment

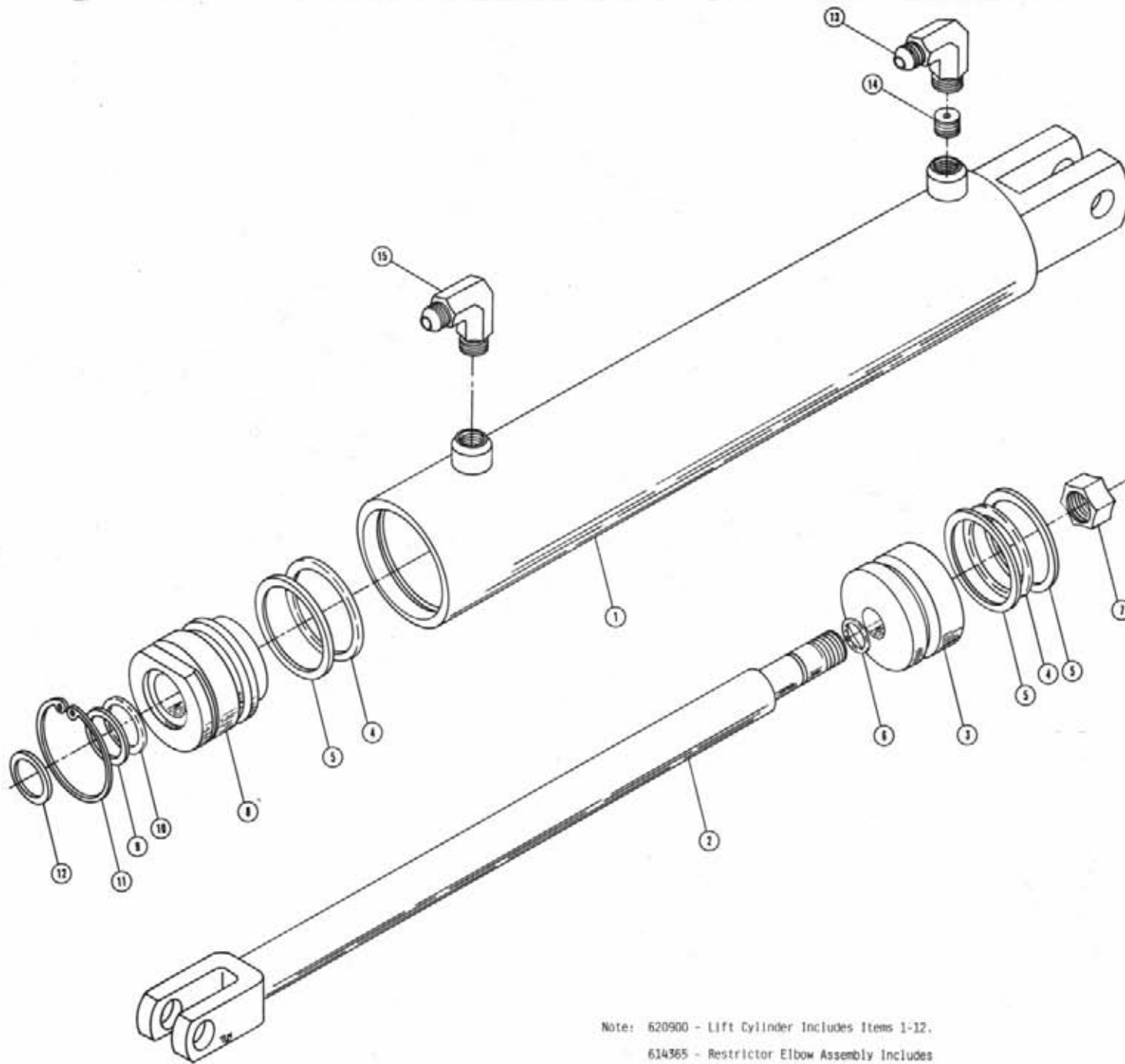
*Note: Items 37, 38, 39, And 40 Are For Tool Bar Tie Package.



LIFT CYLINDER ASSEMBLY

Det. Qty.	P/N	Description
1	620225	Tube Weldment
2	620230	Shaft Weldment
3	629523	Lock Ring
4	629027	Rod Wiper
5	629614	U-Cup Seal
6	614616	Restrictor Screw .070 Dia.
7	618571	1/4 MNPT x 90° x 1/4 MNPT
8	614615	1/2 MNPT x 9/16 MJIC
9	610449	Restrictor .062 1-Way
10	503000	1/2 NPT To 1/4 NPT Reducer Bushing

Note: 620225 - Lift Cylinder Includes Items 1-5.
614614 - Restrictor Fitting Assembly Includes
Items 6 And 8.

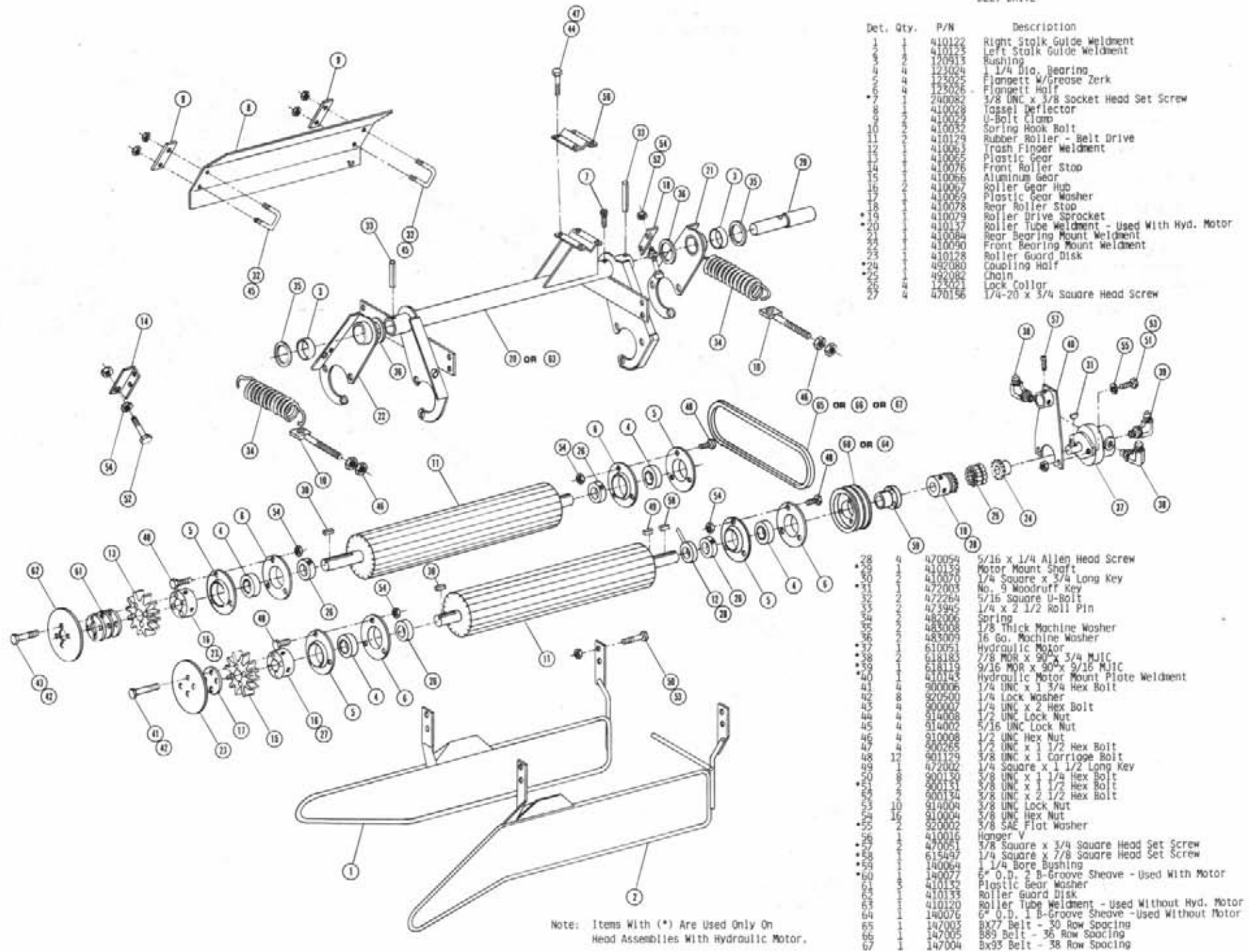


LIFT CYLINDER ASSEMBLY

Det. Qty.	P/N	Description
1	620901	Tube Weldment
2	620905	Shaft Weldment
3	620081	Piston
4	870326	O-Ring
5	890326	Back-Up Washer
6	870113	O-Ring
7	472297	3/4 UNF Lock Nut
8	620082	Gland
9	890214	Back-Up Washer
10	870214	O-Ring
11	629505	Snap Ring
12	629003	Wiper
13	440338	Restrictor Elbow
14	614366	Restrictor Screw
15	611122	1/4 NPT x 90° x 9/16 MJIC

Note: 620900 - Lift Cylinder Includes Items 1-12.
 614365 - Restrictor Elbow Assembly Includes
 Items 13 And 14.
 620083 - Seal Kit

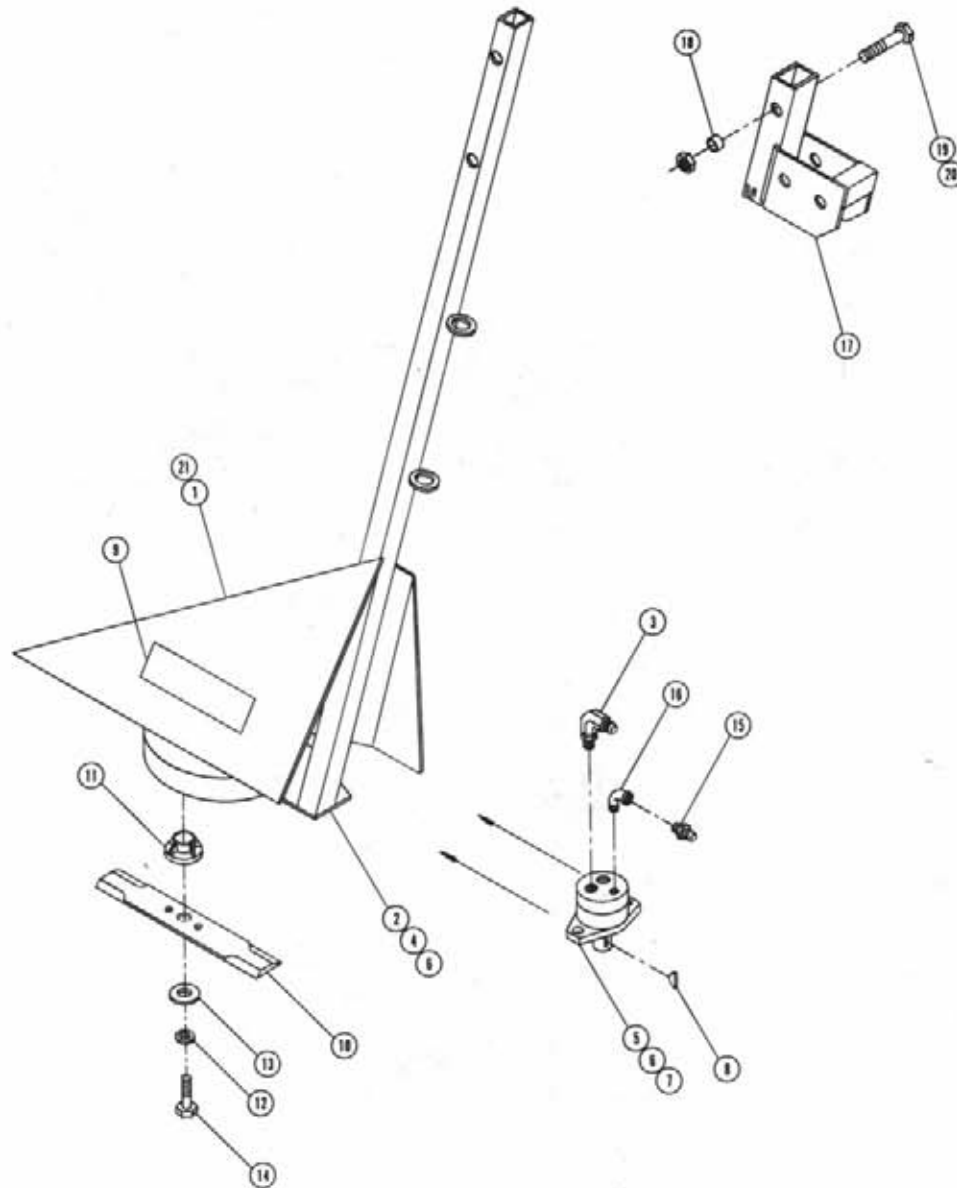
ROLLER PULLER HEAD ASSEMBLY
BELT DRIVE



Det.	Qty.	P/N	Description
1	1	410122	Right Stalk Guide Weldment
1	1	410124	Left Stalk Guide Weldment
2	2	120813	Bushing
4	4	123024	1/4 Dia. Bearing
5	4	123025	Flangelet W/Grease Zerk
6	4	123026	Flangelet Half
7	1	240082	3/8 UNC x 3/8 Socket Head Set Screw
8	1	410028	Tassel Deflector
9	1	410029	U-Bolt Clamp
10	1	410032	Spring Hook Bolt
11	1	410129	Rubber Roller - Belt Drive
12	1	410063	Trash Finger Weldment
13	1	410065	Plastic Gear
14	1	410076	Front Roller Stop
15	1	410066	Aluminum Gear
16	1	410067	Roller Gear Hub
17	1	410069	Plastic Gear Washer
18	1	410078	Rear Roller Stop
19	1	410079	Roller Drive Sprocket
20	1	410137	Roller Tube Weldment - Used With Hyd. Motor
21	1	410084	Rear Bearing Mount Weldment
22	1	410090	Front Bearing Mount Weldment
23	1	410128	Roller Guard Disk
24	1	492080	Coupling Half
25	1	492082	Chain
26	1	123021	Lock Collar
27	1	470156	1/4-20 x 3/4 Square Head Screw

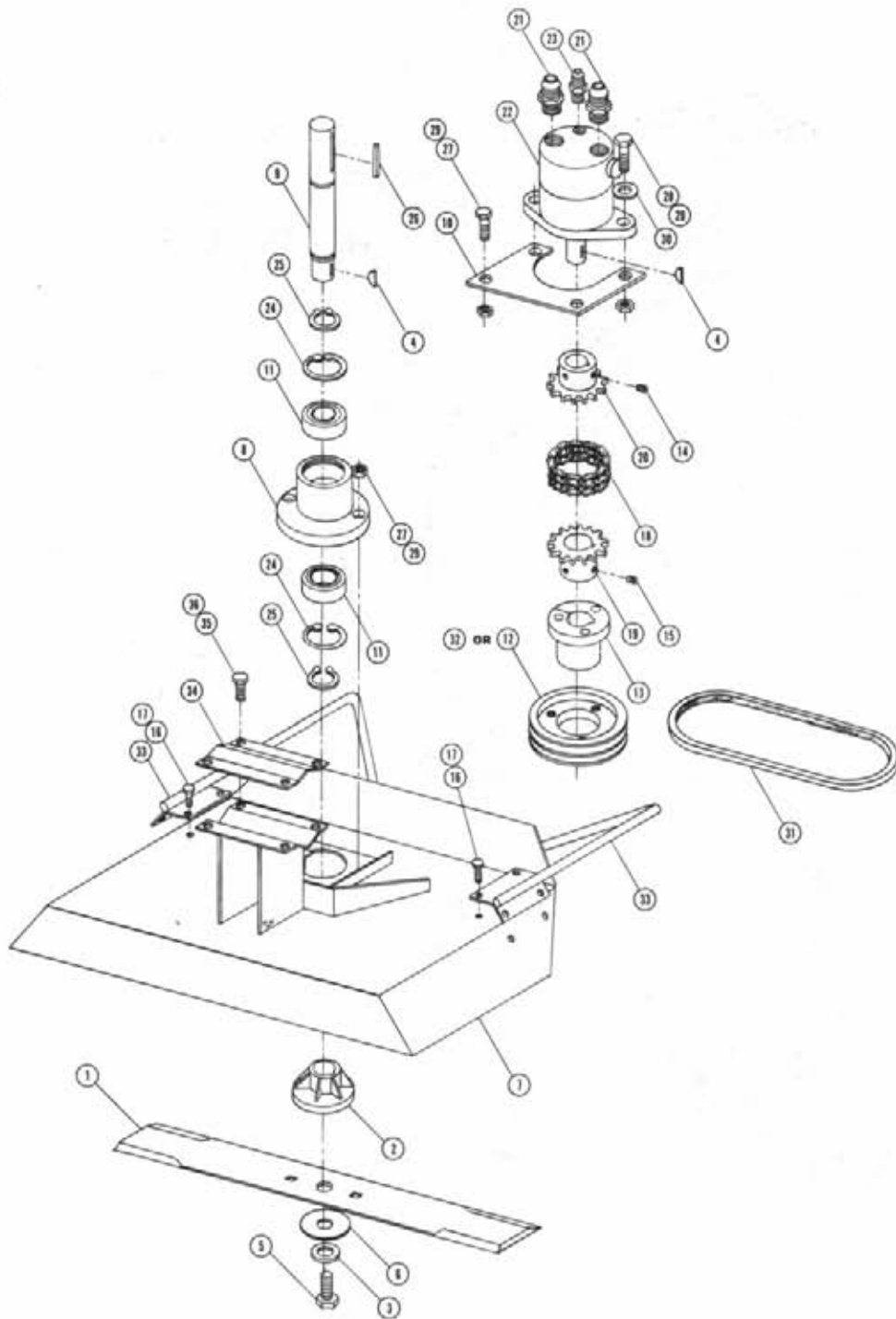
28	4	470054	5/16 x 1/4 Allen Head Screw
29	1	410139	Motor Mount Shaft
30	1	410070	1/4 Square x 3/4 Long Key
31	1	472003	No. 9 Woodruff Key
32	2	472264	5/16 Square U-Bolt
33	2	473945	1/4 x 2 1/2 Roll Pin
34	2	482006	Spring
35	2	483008	1/8 Thick Machine Washer
36	2	483009	16 Go. Machine Washer
37	1	610051	Hydraulic Motor
38	1	618183	7/8 MOR x 90° 3/4 M/JC
39	1	618119	9/16 MOR x 90° 9/16 M/JC
40	1	410143	Hydraulic Motor Mount Plate Weldment
41	4	900006	1/4 UNC x 1 3/4 Hex Bolt
42	8	920500	1/4 Lock Washer
43	4	900007	1/4 UNC x 2 Hex Bolt
44	4	914008	1/2 UNC Lock Nut
45	4	914002	5/16 UNC Lock Nut
46	4	910008	1/2 UNC Hex Nut
47	4	900265	1/2 UNC x 1 1/2 Hex Bolt
48	12	901129	3/8 UNC x 1 Carriage Key
49	1	472002	1/4 Square x 1 1/2 Long Key
50	1	900130	3/8 UNC x 1 1/4 Hex Bolt
51	1	900131	5/8 UNC x 1 1/2 Hex Bolt
52	3	900134	3/8 UNC x 2 1/2 Hex Bolt
53	10	914004	3/8 UNC Lock Nut
54	16	910004	3/8 UNC Hex Nut
55	2	920002	3/8 SAE Flat Washer
56	1	410016	Hanger V
57	1	470051	3/8 Square x 3/4 Square Head Set Screw
58	1	615497	1/4 Square x 7/8 Square Head Set Screw
59	1	140064	1/4 Bore Bushing
60	1	140077	6" O.D. 2 B-Groove Sheave - Used With Motor
61	1	410132	Plastic Gear Washer
62	1	410133	Roller Guard Disk
63	1	410120	Roller Tube Weldment - Used Without Hyd. Motor
64	1	140076	6" O.D. 1 B-Groove Sheave - Used Without Motor
65	1	147003	8x77 Belt - 30 Row Spacing
66	1	147005	889 Belt - 36 Row Spacing
67	1	147004	8x93 Belt - 38 Row Spacing

Note: Items With (*) Are Used Only On
Head Assemblies With Hydraulic Motor.



MALE CORN CUTTER ASSEMBLY

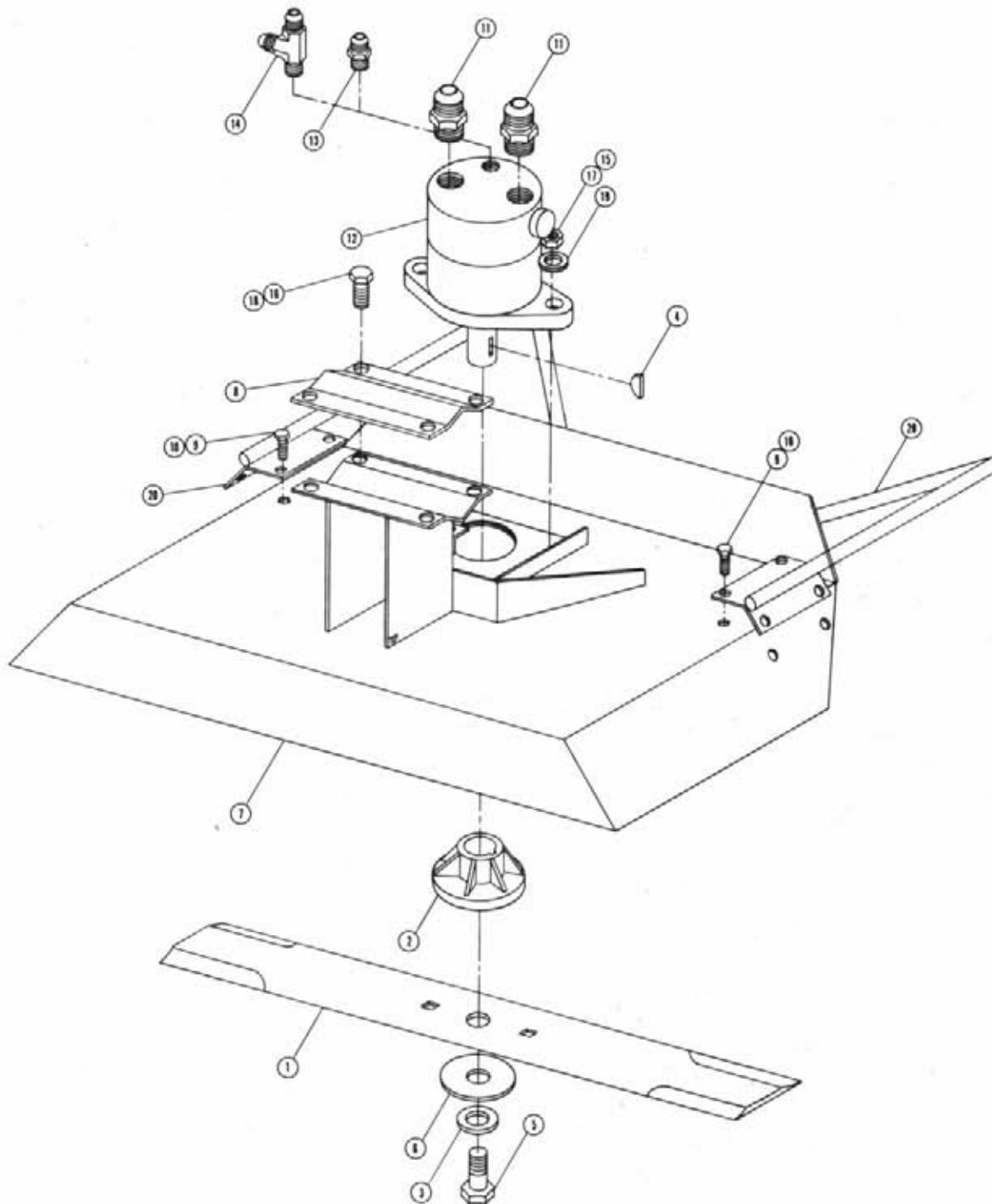
Det.	Qty.	P/N	Description
1	1	270800	Male Corn Cutter Weldment
2	1	270805	Drop Tube Weldment
3	2	618241	3/4 MOR x 90° x 3/4 MJIC
4	2	900129	3/8 UNC x 1 Hex Bolt
5	2	900132	3/8 UNC x 1 3/4 Hex Bolt
6	4	914004	3/8 UNC Lock Nut
7	1	618203	Hydraulic Motor
8	1	002106	5/32 x 5/8 Key
9	1	650819	Cutting Blades Decal
10	1	092103	Cutter Blade
11	1	002104	Clutch Adapter
12	1	002105	Lock Washer
13	1	002108	Flat Washer
14	1	002107	Cutter Blade Bolt
15	1	618530	1/8 NPT x 9/16 MJIC
16	1	500900	1/8 NPT x 90° Street Elbow
17	1	270809	Male Corn Cutter Bracket
18	1	200015	Adjustment Tube Spacer
19	1	900273	1/2 UNC x 3 3/4 Hex Bolt
20	1	914008	1/2 UNC Lock Nut
21	1	472349	1/4 x 3/4 Tek Screw



BELT CUTTER HEAD ASSEMBLY

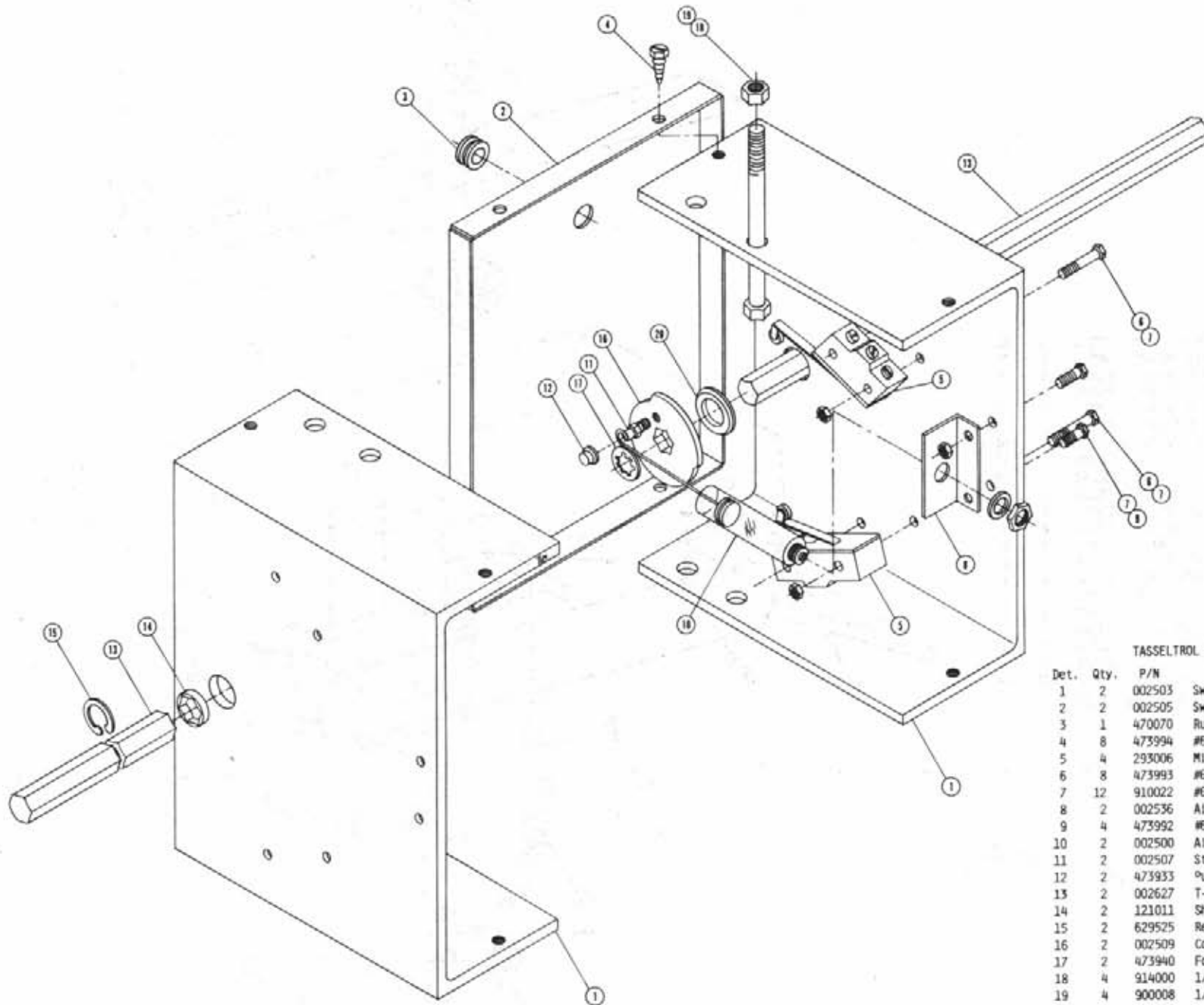
Det. Qty.	P/N	Description
1	002103	Cutter Blade 18"
2	002104	Clutch Body Blade
3	002105	Steel Lock Washer
4	002106	Key
5	002107	3/8 UNF x 1 1/2 Hex Bolt
6	002108	Steel Washer
7	002210	Cutter Top Weldment
8	002219	Bearing Housing Weldment
9	002220	Belt Cutter Shaft
*10	002221	Belt Cutter Motor Mount Plate
11	123004	Bearing
*12	141519	3V600 2-Groove Sheave - Used With Hyd. Motor
13	149117	1" Bore Bushing
*14	470052	1/4-20 x 1/2 Allen Head Set Screw
*15	470060	5/16-18 x 3/8 Allen Head Set Screw
16	470118	1/4 UNC x 3/4 Flanged Hex Bolt
17	470121	1/4 UNC Flanged Whiz Nut
*18	492084	Chain
*19	492088	Chain Coupler Half 1" Bore
*20	492090	Chain Coupler Half 7/8 Bore
*21	611125	3/4 MOR x 3/4 MJIC
*22	618203	Barnes Hydraulic Motor
*23	618530	1/8 NPT x 9/16 MJIC
24	629505	2" Internal Snap Ring
25	629528	1" External Snap Ring
26	805105	1/4 Square x 2" Long Key
27	900129	3/8 UNC x 1 Hex Bolt
*28	900130	3/8 UNC x 1 1/4 Hex Bolt
29	914004	3/8 UNC Stover Nut
*30	920002	3/8 SAE Flat Washer
31	140029	3V800 Belt - 30 Row Spacing
32	141520	3V600 1-Groove Sheave - Used Without Hyd. Motor
33	002215	Cutter Stalk Guide Weldment
34	410016	Hanger V
35	914008	1/2 UNC Lock Nut
36	900265	1/2 UNC x 1 1/2 Hex Bolt

Note: Items With (*) Are Used Only On Head Assemblies With Hydraulic Motor.



CUTTER HEAD ASSEMBLY

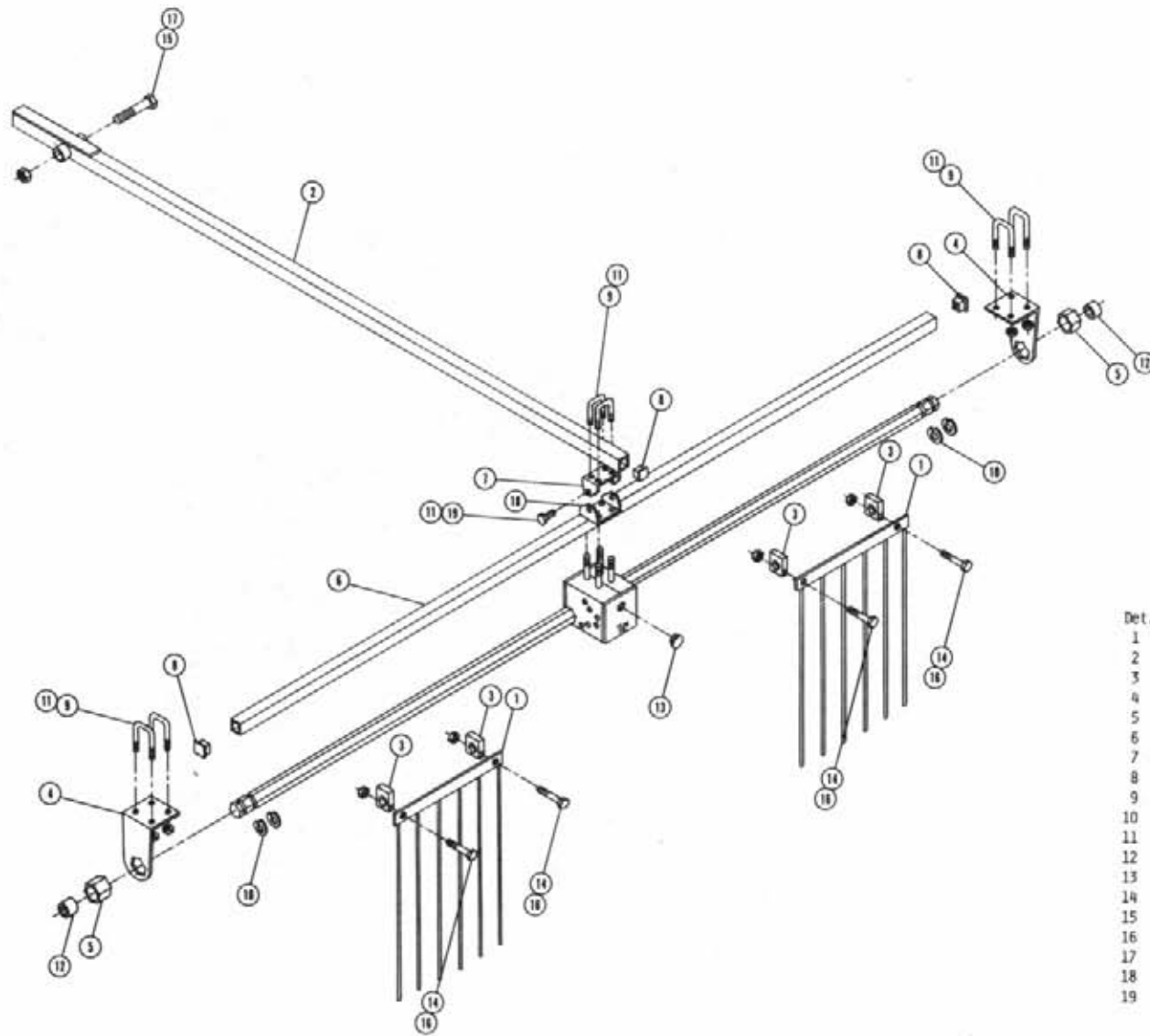
Det.	Qty.	P/N	Description
1	1	002103	18" Cutter Blade
2	1	002104	Clutch Body Blade
3	1	002105	Steel Lock Washer
4	1	002106	Key
5	1	002107	3/8 UNF x 1 1/2 Hex Bolt
6	1	002108	Steel Washer
7	1	002210	Cutter Top Weldment
8	1	410016	Hanger V
9	8	470118	1/4 UNC x 3/4 Flanged Hex Bolt
10	8	470121	1/4 UNC Flanged Nut
11	2	611125	3/4 MOR x 3/4 MJIC
12	1	618203	Barnes Hydraulic Motor
13	1	618530	1/8 NPT x 9/16 MJIC
14	1	618546	1/8 NPT Run Tee x 9/16 MJIC
15	2	900130	3/8 UNC x 1 1/4 Hex Bolt
16	4	900265	1/2 UNC x 1 1/2 Hex Bolt
17	2	914004	3/8 UNC Stover Nut
18	4	914008	1/2 UNC Stover Nut
19	2	920002	3/8 SAE Flat Washer
20	2	002215	Cutter Stalk Guide Weldment



TASSELROL CONTROL BOX ASSEMBLY

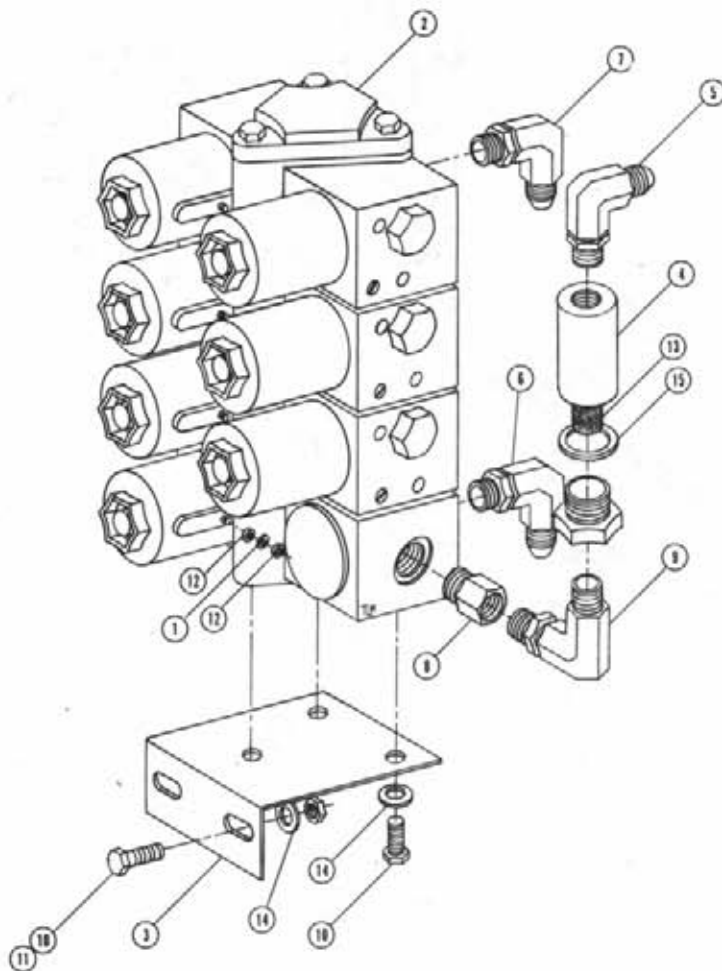
Det.	Qty.	P/N	Description
1	2	002503	Switch Box Half
2	2	002505	Switch Box End
3	1	470070	Rubber Grommet
4	8	473994	#6-32 x 3/8 Hex Head Screw
5	4	293006	Micro Switch
6	8	473993	#6-32 x 1 1/8 Hex Head Screw
7	12	910022	#6-32 Hex Nut
8	2	002536	Air Pot Bracket
9	4	473992	#6-32 x 3/8 Hex Head Screw
10	2	002500	Air Pot
11	2	002507	Stand Off
12	2	473933	Push On Fastener
13	2	002627	T-Trol Sensor Flag Shaft
14	2	121011	Shaft Bearing
15	2	629525	Retainer Ring
16	2	002509	Cam
17	2	473940	Fastener Ring
18	4	914000	1/4 UNC Lock Nut
19	4	900008	1/4 UNC x 2 1/2 Hex Bolt
20	2	002589	Spacer

Note: Each Switch Box Half Is Assembled Symmetrically Opposite.



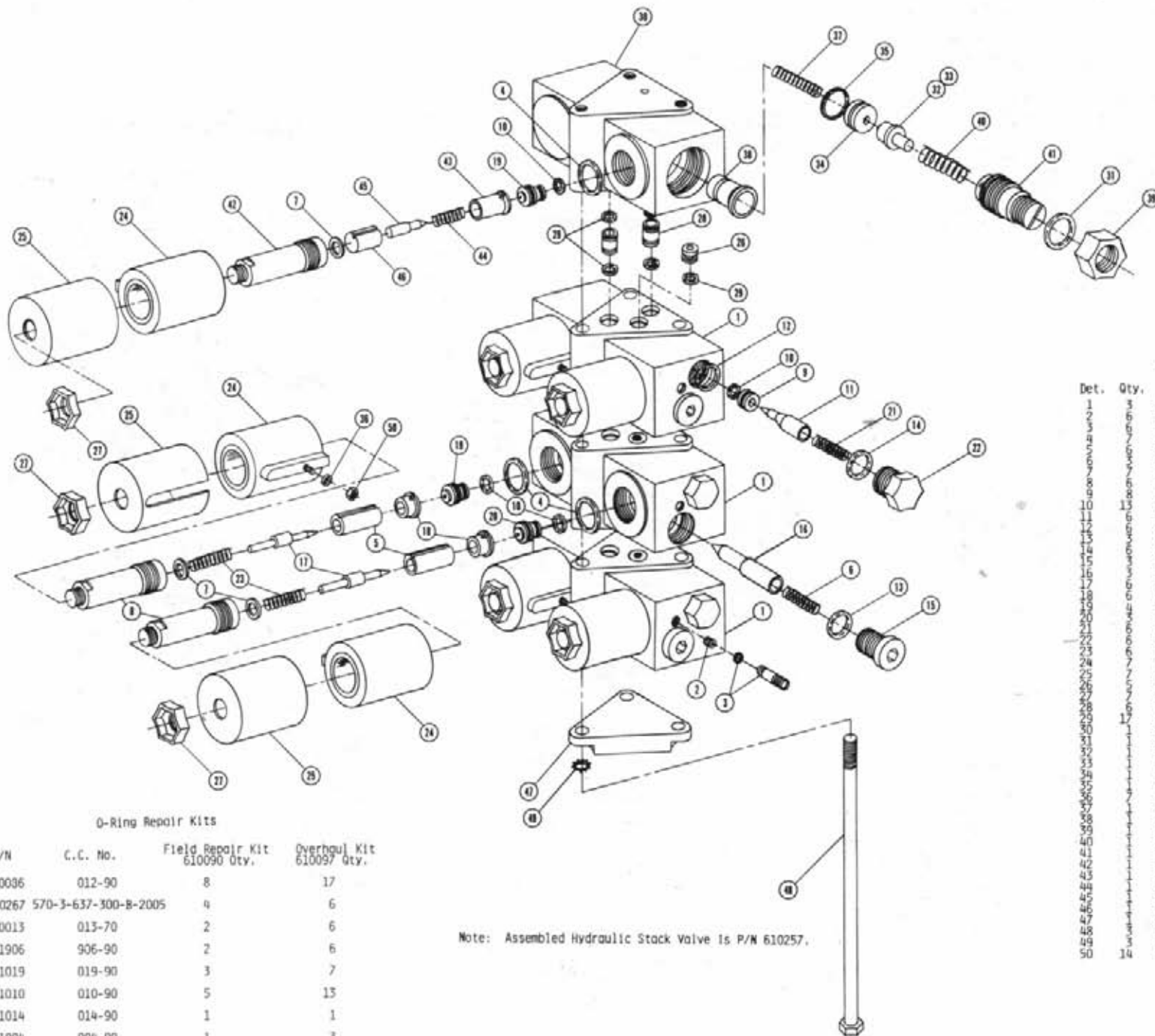
TASSELTROL SENSOR ASSEMBLY

Det.	Qty.	P/N	Description
1	2	002515	Sensor Flag Weldment
2	1	002630	T-Trol Sensor Arm Weldment
3	4	002513	Sensor Clamp
4	2	002587	Hex Bearing Hanger
5	2	002588	Hanger Bearing
6	1	002628	Sensor Cross Tube
7	1	002579	Pivot Bracket
8	3	473943	1 1/2 Sq. Plug
9	6	473949	5/16 UNC x 1 9/16 U-Bolt
10	4	629525	Retainer Ring
11	14	914002	5/16 UNC Lock Nut
12	2	121011	Shaft Bearing
13	1	658174	Rubber Plug
14	4	900005	1/4 UNC x 1 1/2 Hex Bolt
15	1	900275	1/2 UNC x 4 1/2 Hex Bolt
16	4	914000	1/4 UNC Lock Nut
17	2	914008	1/2 UNC Lock Nut
18	1	002595	Small Pivot Bracket
19	2	900265	5/16 UNC x 1 Hex Bolt



ELECTROHYDRAULIC VALVE ASSEMBLY

Det.	Qty.	P/N	Description
1	7	473821	No. 10 Washer Internal Tooth
2	1	610257	Electric Hydraulic Stock Valve
3	1	614608	T-Trol Electric Valve Mount
4	1	610447	Hydraulic Inline Filter
5	1	611122	1/4 NPT x 90° x 9/16 MJIC
6	1	618115	3/4 MOR x 90° x 9/16 MJIC
7	3	618119	9/16 MOR x 90° x 9/16 MJIC
8	1	618170	3/4 MOR x 9/16 FOR
9	1	618562	9/16 MOR x 90° x 1/4 NPT
10	5	900064	5/16 UNC x 3/4 Hex Bolt
11	2	914002	5/16 UNC Stover Nut
12	14	910027	No. 10 UNF Hex Nut
13	1	610459	Filter Element 90 Micron
14	5	920001	5/16 SAE Flat Washer
15	1	610462	Gasket



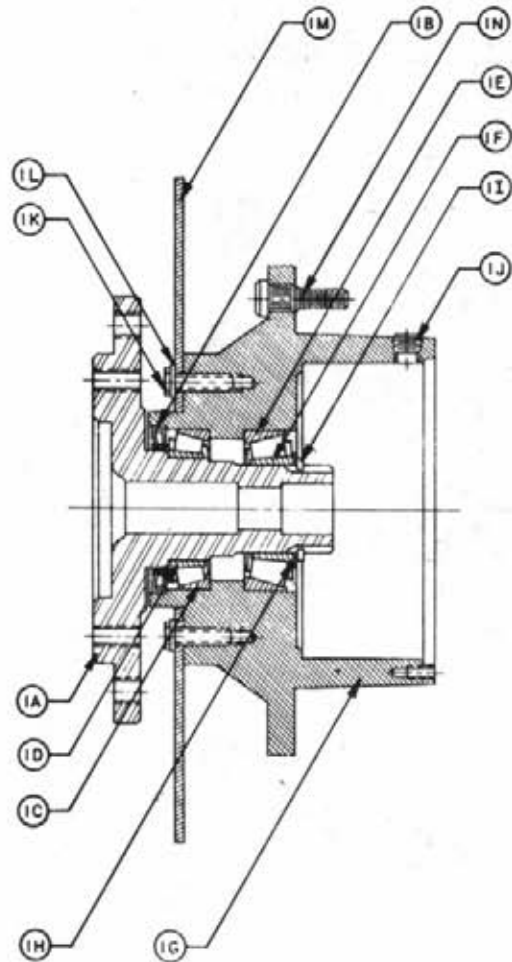
ELECTROHYDRAULIC VALVE

Det.	Qty.	P/N	Description
1	1	610124	Unbalance Load Body
2	3	610125	.022 Orifice Plug
3	3	610267	Seal Plug Assembly
4	3	871019	13/16 x 15/16 O-Ring
5	3	610126	Armature
6	3	610127	Spring
7	3	610084	Washer
8	3	610085	Sleeve Assembly
9	3	610128	Orifice
10	13	871010	1/4 x 3/8 O-Ring
11	3	610129	Poppet
12	3	820013	7/16 x 9/16 O-Ring
13	3	821904	.351 x .022 O-Ring
14	3	871906	.468 x .078 O-Ring
15	3	610130	Plug
16	3	610131	Check Valve Poppet
17	3	610132	Poppet
18	3	610133	Pole Piece
19	3	610108	.040 Orifice
20	3	610135	.032 Orifice
21	3	610136	Spring
22	3	610137	End Cap
23	3	610134	Spring
24	3	610076	Coil
25	3	610113	Cover
26	3	610123	Plug Tube
27	3	610114	Pal Nut
28	3	610115	Thru Tube
29	3	610086	3/8 x 1/2 O-Ring
30	3	610093	Single Pilot Body
31	3	871910	.755 x .097 O-Ring
32	3	610099	Guide
33	3	610100	Steel Ball
34	3	610083	Orifice
35	3	821014	1/2 x 5/8 O-Ring
36	3	473821	#10 Washer
37	3	610082	Spring
38	3	610104	Poppet
39	3	610105	Nut
40	3	610106	Spring
41	3	610107	Plug
42	3	610294	Sleeve Assembly
43	3	610109	Pole Piece
44	3	610110	Spring
45	3	610111	Poppet
46	3	610112	Armature
47	3	610120	End Cap
48	3	610121	1/4-20 x 5 Hex Bolt
49	3	610122	1/4 Lock Washer
50	14	910027	#10 UNF Hex Nut

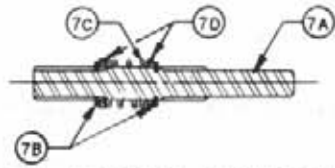
O-Ring Repair Kits

P/N	C.C. No.	Field Repair Kit 610090 Qty.	Overhaul Kit 610097 Qty.
610036	012-90	8	17
610267	570-3-637-300-B-2005	4	6
870013	013-70	2	6
871906	906-90	2	6
871019	019-90	3	7
871010	010-90	5	13
871014	014-90	1	1
871904	904-90	1	3
871910	910-90	1	1

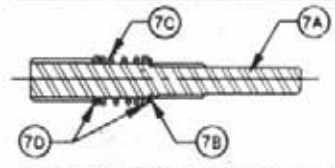
Note: Assembled Hydraulic Stack Valve is P/N 610257.



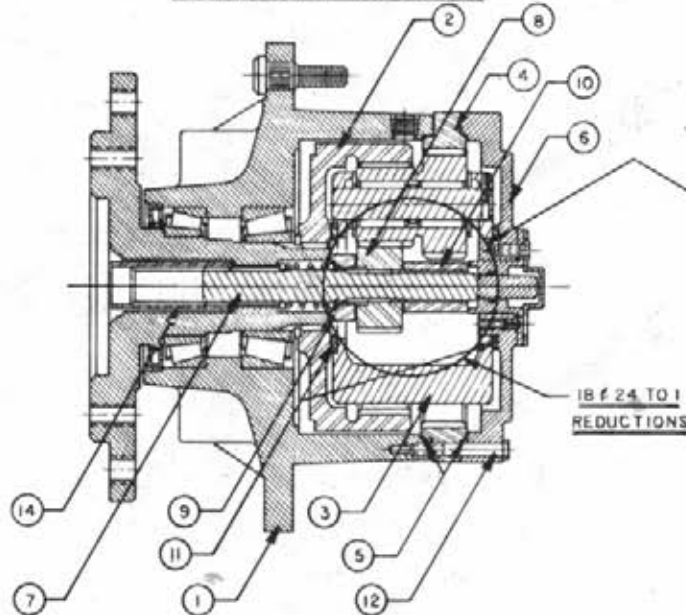
HUB-SPINDLE SUBASSEMBLY




WIA INPUT SHAFT SUBASSEMBLY



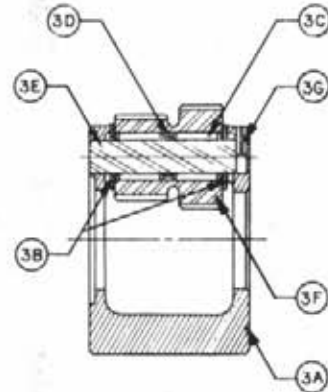
WIB INPUT SHAFT SUBASSEMBLY



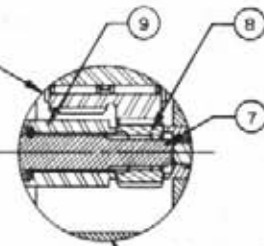
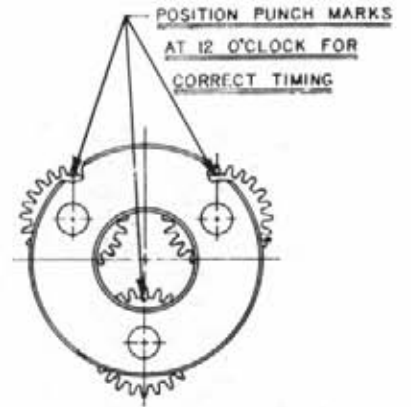
COMPLETE ASSEMBLY



VIEW OF SHOULDER BOLT

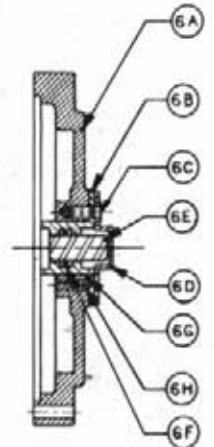


CARRIER SUBASSEMBLY



18 & 24 TO 1 REDUCTIONS

30 & 35 & 68 TO 1 REDUCTIONS



COVER SUBASSEMBLY

THIS DRAWING AND DESIGN IS THE PROPERTY OF / AND ALL PROPRIETARY RIGHTS ARE RESERVED TO / FAIRFIELD MFG. CO., INC. THE RECIPIENT AGREES NOT TO DISCLOSE TO ANY PERSON OR ORGANIZATION ANY INFORMATION REGARDING THE DESIGN OR MANUFACTURE OF THE ARTICLE REPRESENTED HEREON, OR USE SAME IN ANY WAY DETRIMENTAL TO THE INTEREST OF FAIRFIELD MFG. CO., INC.

DRAFTSMAN Beck		DATE 10-8-73	FAIRFIELD MFG. CO., INC. LAFAYETTE, IND. 47305
CHECKER			
PROJECT ENG.			TITLE SERVICE LITERATURE
RELEASED			SCALE: DRAWING NO. WIA & WIB

WHEEL DRIVE ASSEMBLIES

ITEM	DESCRIPTION	REAR TORQUE HUB		FRONT TORQUE HUB	
		PART NO.	QTY.	PART NO.	QTY.
1	Hub-Spindle Sub-Assembly	610156	1	610154	1
1A	Spindle	610052	1	610038	1
1B	Seal	610904	1	610904	1
1C	Bearing Cup	610905	1	610905	1
1D	Bearing Cone	610906	1	610906	1
1E	Bearing Cup	610907	1	610907	1
1F	Bearing Cone	610908	1	610908	1
1G	Hub	610047	1	610047	1
1H	Spacer	610909	1	610909	1
1I	Retaining Ring	610910	1	610910	1
1J	Pipe Plug	610147	2	610147	2
1N	Stud	610911	9	610911	9
2	Internal Gear	610148	1	610148	1
3	Carrier Assembly	610912	1	610912	1
4	Ring Gear	610929	1	610929	1
5	O-Ring	610903	2	610903	2
6	Cover Assembly	610155	1	610155	1
6A	Cover	610149	1	610149	1
6B	Cover Cap	610914	1	610914	1
6C	Bolt	610150	4	610150	4
6D	Disconnect Cap	610901	1	610901	1
6E	Disconnect Rod	610915	1	610915	1
6F	O-Ring	610916	1	610916	1
6G	O-Ring	610917	1	610917	1
6H	Pipe Plug	610151	1	610151	1
6J	ID Plate	610152	1	610152	1
7	Input Shaft Assembly	610158	1	610048	1
7A	Input Shaft	610159	1	610046	1
7B	Retaining Ring	610936	2	610936	1
7C	Sprng	610145	1	610145	1
7D	Spacer	610153	2	610153	2
8	Input Gear	610919	1	610919	1
9	Thrust Spacer	610920	1	610920	1
10	Thrust Spacer	610921	1	610921	1
11	Thrust Washer	610922	2	610922	2
12	Bolt	610930	12	610930	12
13	Shoulder Bolt	610923	4	610923	4
14	Coupling	610931	1	610037	1
16	Flat Washer	610049	16	610049	15
17	Retaining Ring	610160	1		

REAR TORQUE HUB
437617
W1A440118

FRONT TORQUE HUB
610032
W1B140318

WHEEL DRIVE ASSEMBLY - 610899
 W1B140330

<u>ITEM</u>	<u>PART NO.</u>	<u>QTY.</u>	<u>DESCRIPTION</u>
1	610154	1	Hub-Spindle Sub-Assembly
1A	610038	1	Spindle
1B	610904	1	Seal
1C	610905	1	Bearing Cup
1D	610906	1	Bearing Cone
1E	610907	1	Bearing Cup
1F	610908	1	Bearing Cone
1G	610047	1	Hub
1H	610909	1	Spacer
1I	610910	1	Retaining Ring
1J	610147	2	Pipe Plug
1N	610911	9	Stud
2	610148	1	Internal Gear
3	610912	1	Carrier Assembly
4	610929	1	Ring Gear
5	610903	2	O-Ring
6	610155	1	Cover Assembly
6A	610149	1	Cover
6B	610914	1	Cover Cap
6C	610150	4	Bolt
6D	610901	1	Disconnect Cap
6E	610915	1	Disconnect Rod
6F	610916	1	O-Ring
6G	610917	1	O-Ring
6H	610151	1	Pipe Plug
6J	610152	1	ID Plate
7	610380	1	Input Shaft Assembly
7A	610465	1	Input Shaft
7B	610936	1	Retaining Ring
7C	610145	1	Spring
7D	610153	2	Spacer
8	610925	1	Input Gear
9	610926	1	Thrust Spacer
11	610922	2	Thrust Washer
12	610930	12	Bolt
13	610923	4	Shoulder Bolt
14	610037	1	Coupling
16	610049	15	Flat Washer

NOTICE

The following four pages contain decals for the
1985 8500.

These decals can be obtained from Hagie Mfg. Co. and should be used whenever your machine is repainted or when the decals become worn, weathered or faded.

Special attention should be paid to decals involving personal safety. They have been attached for your protection.

KEEP THEM IN PLACE.

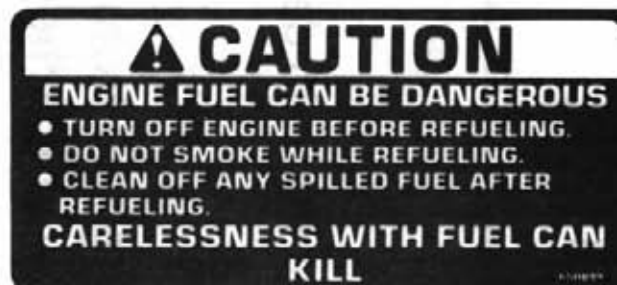
Contact: Hagie Manufacturing Co.
Box 273, Clarion, Iowa 50525

8500

650306 - 8500 Decal



650303 - Cutter Blade Rotation Decal



650849 - Engine Fuel Decal



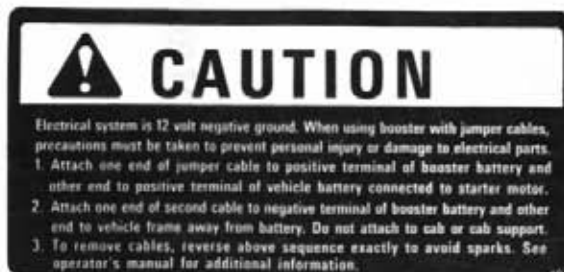
650851 - Shields Decal



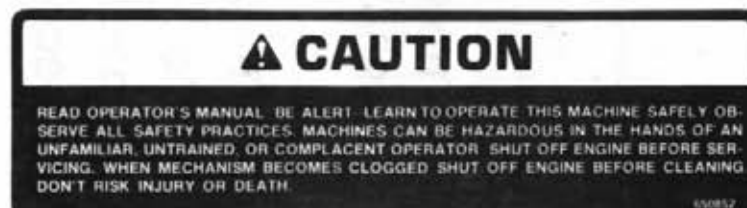
650981 - Cooling System Decal



650848 - Slip Or Fall Decal



650982 - Electrical System Decal



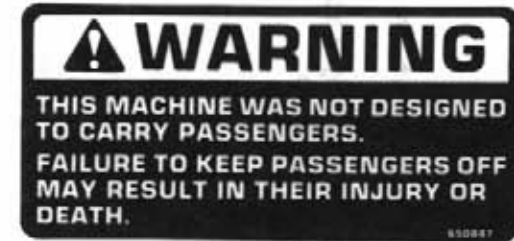
650852 - Read Manual Decal



650819 - Cutting Blade Decal



650820 - Moving Parts Decal



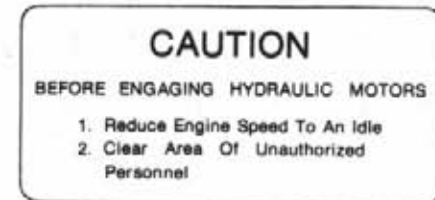
650847 - No Passenger Decal



650953 - Gasoline Decal



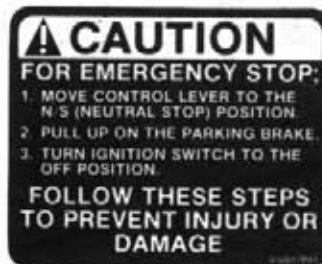
650985 - Wheel Bolt Torque Decal



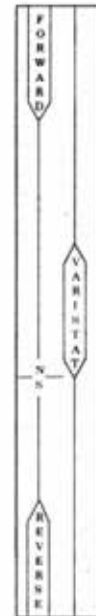
650955 - Slow Engine To Idle Decal



650977 - Flasher Decal



650817 - Emergency Stop Decal



650968 - Hydrostatic Decal



650879 - Up And Down Decal



650814 - Park Brake Decal



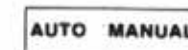
650871 - Left, Center, And Right Decal



650931 - 1 3/4 x 4 Hagie Decal



650967 - Throttle Decal



650870 - Auto/Manual Decal



650881 - Choke Decal



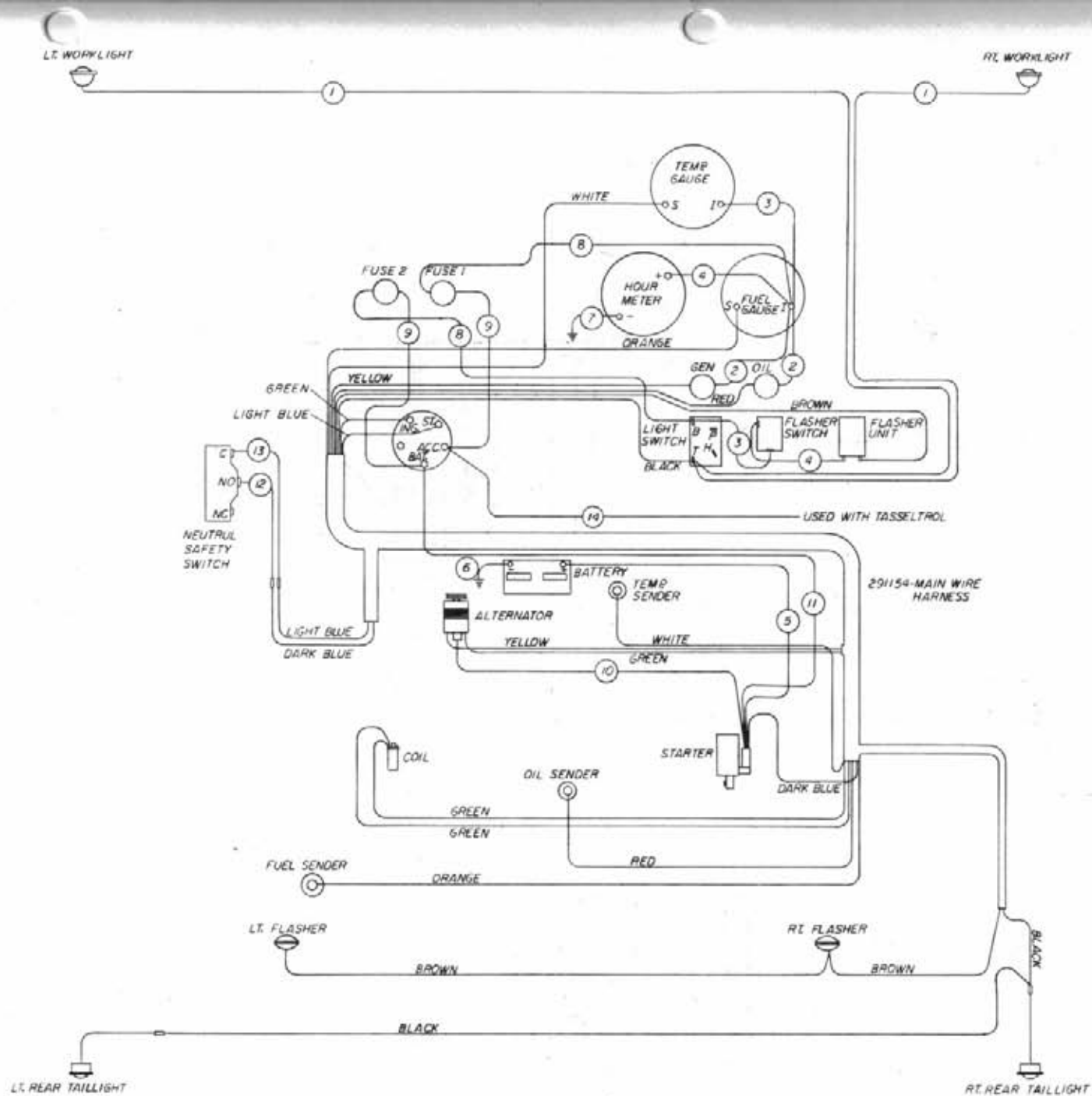
650957 - Oil Decal

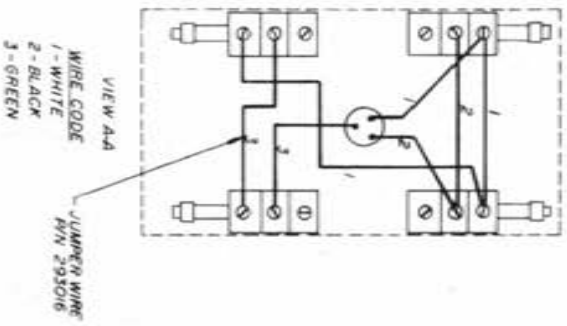
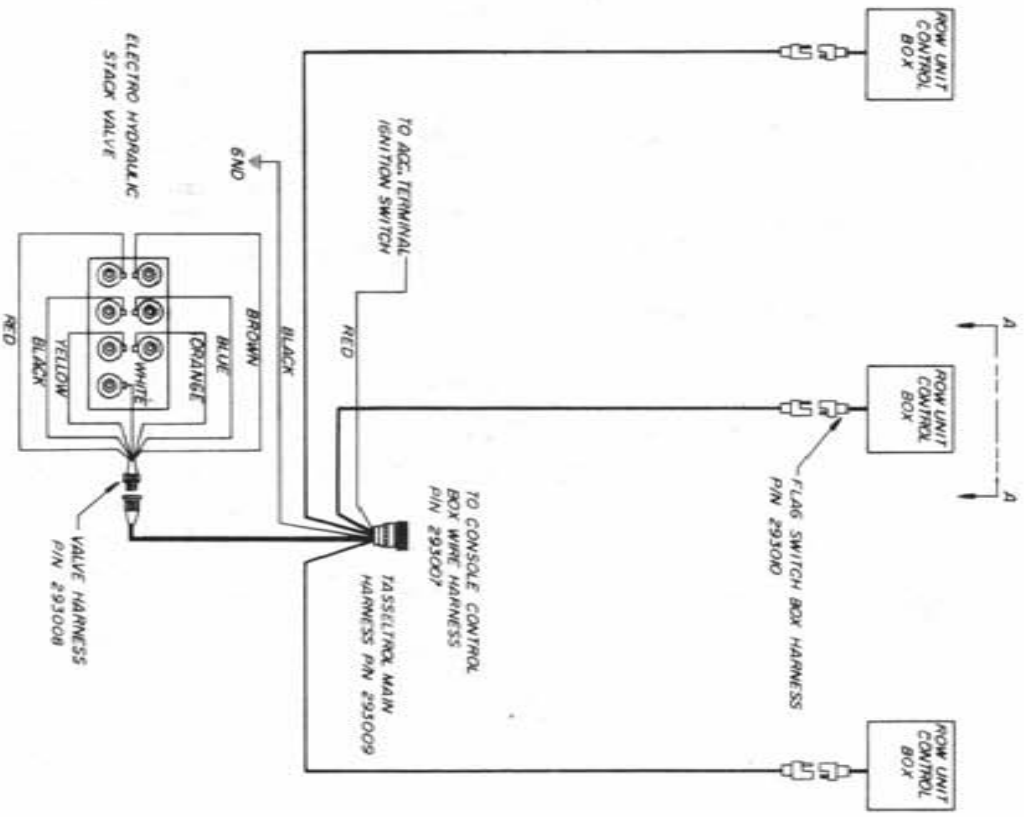


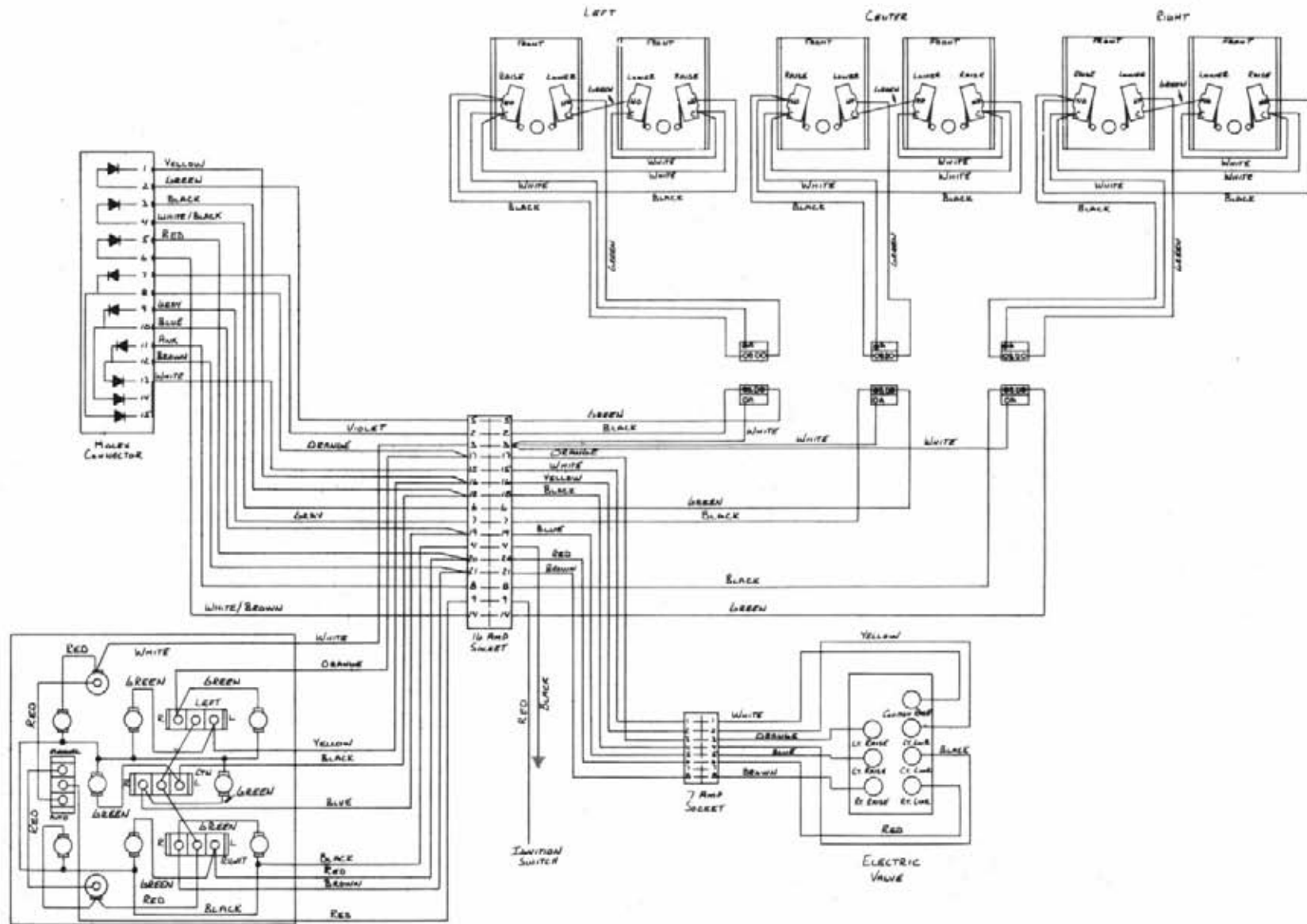
650958 - Generator Decal

8500 DECALS

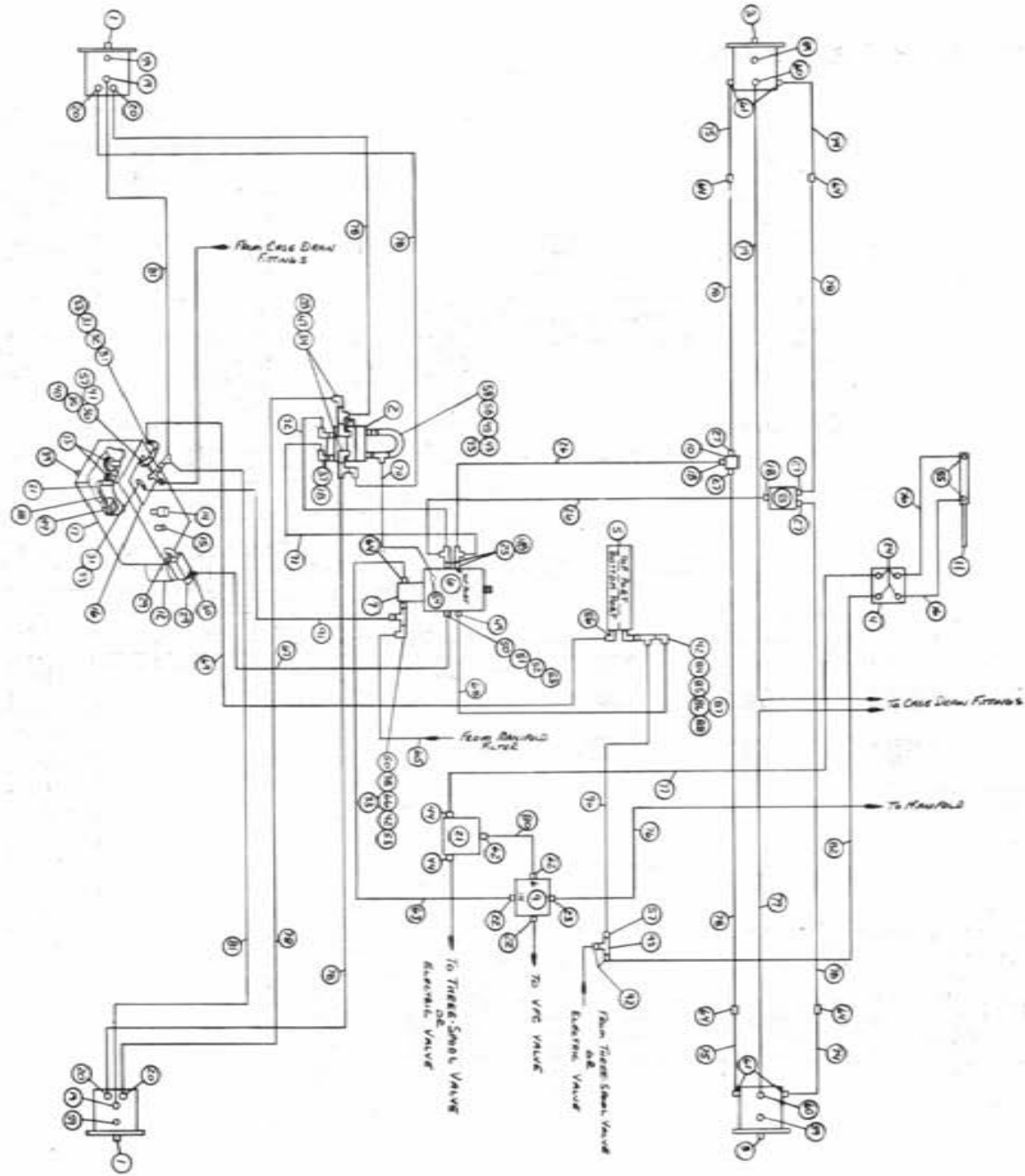
Part No.	Qty.	Description	Location
650814	1	Park Brake Decal	Near Parking Brake Lever
650847	1	No Passenger Decal	On Left Side Of Instrument Panel
650848	2	Slip Or Fall Decal	(1) - Front Crossmember By Ladder (1) - On SideRail By Step
650849	1	Engine Fuel Decal	Near Fuel Tank Neck
650852	1	Read Manual Decal	On Instrument Panel
650865	2	Hagie Decal	On Side Of Top Engine Cover
650306	2	8500 Decal	On Side Of Top Engine Cover
650881	1	Choke Decal	On Kick Panel
650953	1	Gasoline Decal	Near Fuel Filler Neck
650955	1	Slow Engine To Idle Decal	On Console Sheet Metal
650957	1	Oil Decal	On Instrument Panel
650958	1	Generator Decal	On Instrument Panel
650967	1	Throttle Decal	On Console Sheet Metal
650968	1	Hydrostatic Decal	On Console Sheet Metal
650977	1	Flasher Decal	On Instrument Panel
650981	1	Cooling System Decal	Near Radiator Cap
650982	1	Electrical System Decal	On Right Side Of Seat Mount
650985	4	Wheel Bolt Torque Decal	One Each Wheel Rim
650870	1	Auto/Manual Decal	On Console Sheet Metal
650871	1	LH, CTR, And RH Decal	On Console Sheet Metal
650879	1	Up And Down Decal	On Console Sheet Metal
650820	6	Caution - Moving Parts	Roller Head Tassel Deflector
650931	6	Hagie Decal 1 3/4 x 4	Roller Head Tassel Deflector
650819	6	Danger - Cutting Blades	RH Or LH Side Of Cutter Shield
650851	2	Shield Decal	(2) - On Side Of Rear Mainframe
650303	1	Cutter Blades Rotation	On Center Of Cutter Heads
650817	1	Emergency Stop Decal	Right Side Of Instrument Panel





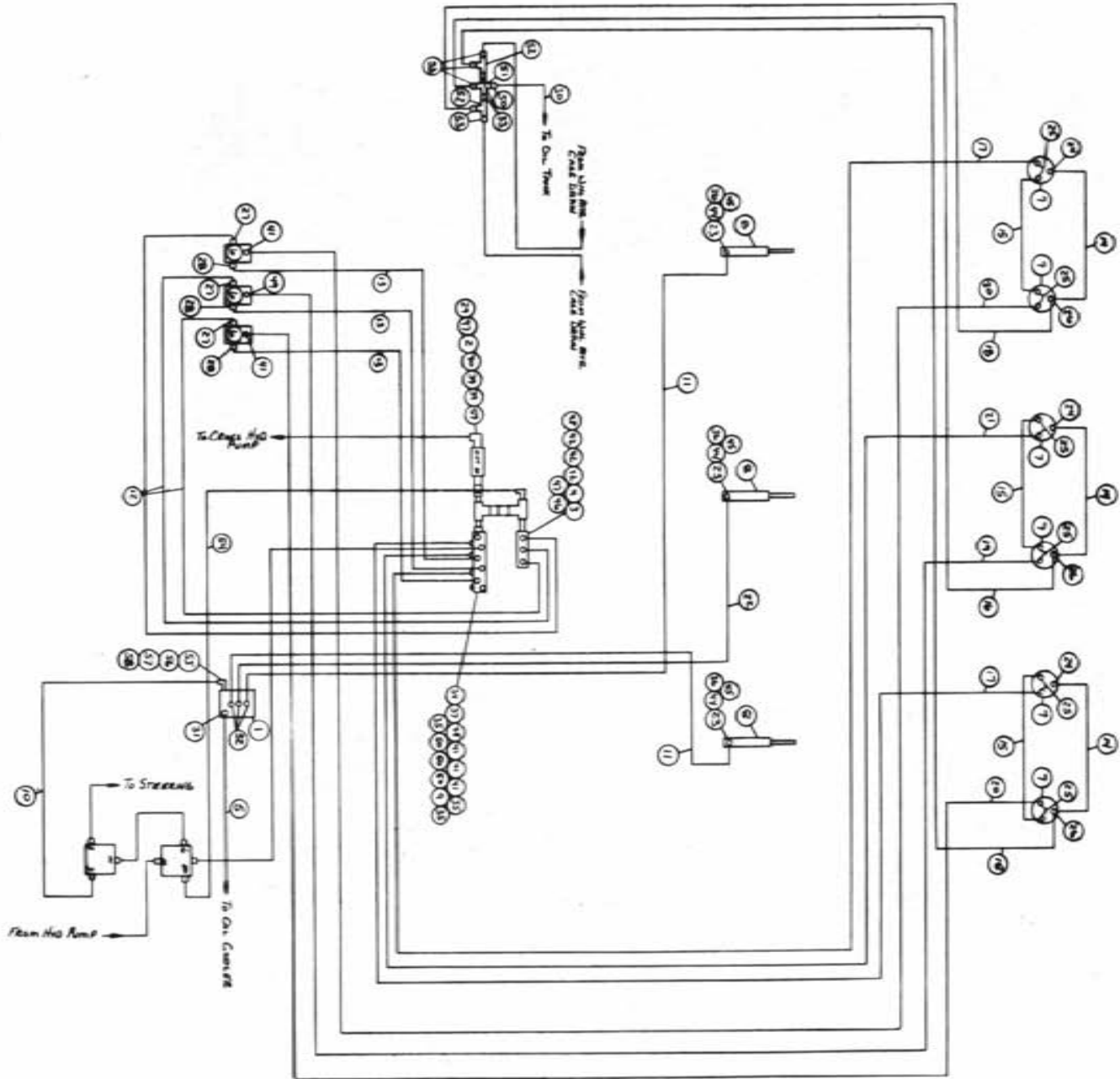


TASSELROL CURCUIT DIAGRAM



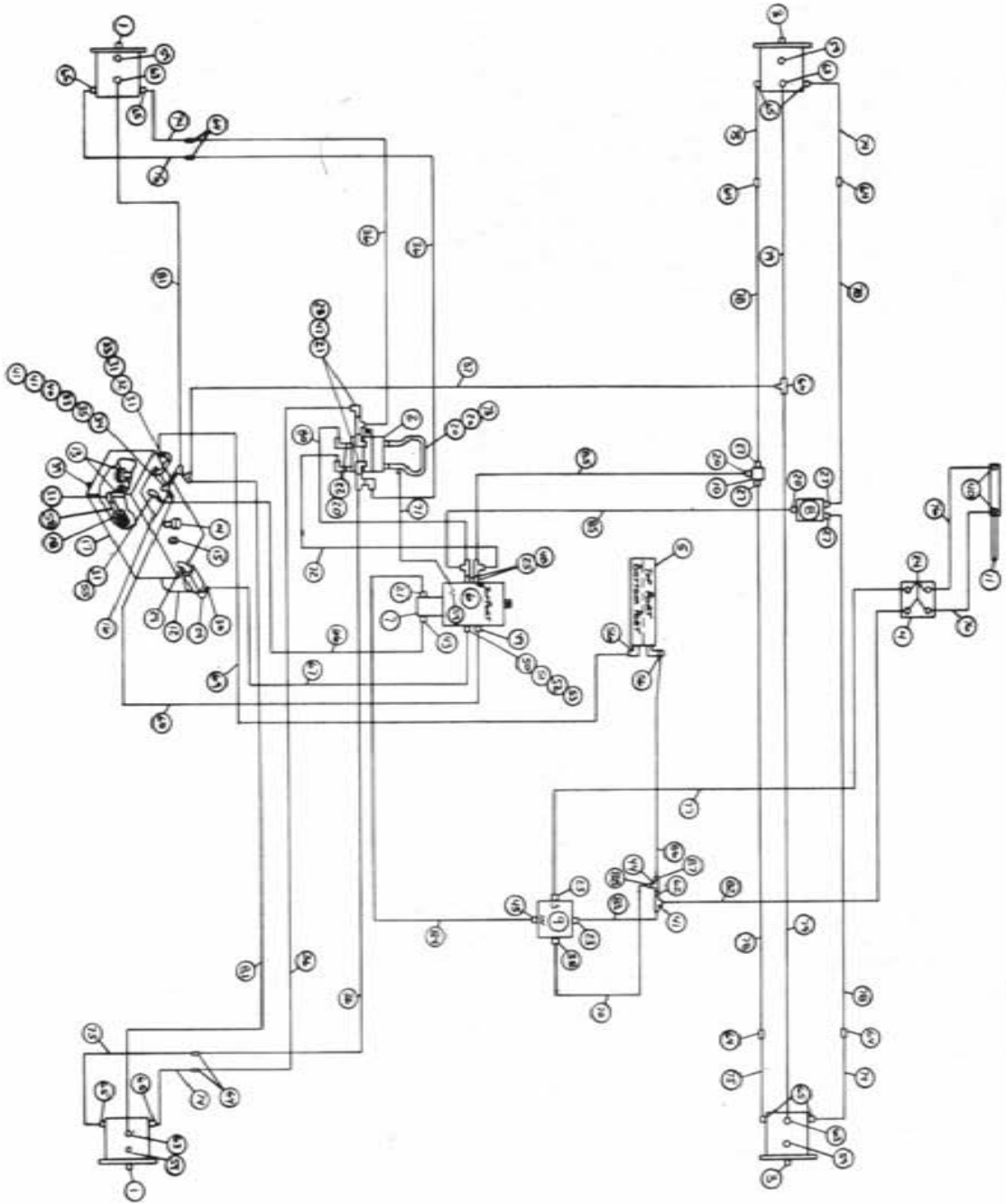
1985 8500 HYDRAULIC SCHEMATIC
 DETASSELER BASIC UNIT
 REFERENCE DRAWING NO. - 498203

Ref.	Part No.	Req.	Description	Ref.	Part No.	Req.	Description
1	610029	2	Sundstrand Series 15 Wheel Motor	48	618487	2	1 1/16 FJIC Swivel x 1 1/16 MJIC
2	606003	1	4-Wheel Drive Selector Valve	49	618075	1	1 1/16 MOR x 3/4 Hose Barb
3	610030	2	Sundstrand Series 18 Wheel Motor	50	618090	2	1 5/16 MOR x 1 FNPT
4	749150	1	Steering Motor	51	505201	1	1NPT Pipe Nipple
5	618088	1	Oil Cooler	52	506301	1	1 NPT x 45 Elbow
6	606865	1	Sundstrand Pump 2.8	53	714561	2	1 NPT x 1 1/4 Hose Barb
7	610444	1	Cross Hydraulic Pump 2.74 cu. in.	54	618119	1	9/16 MOR x 90° x 9/16 MJIC
8	607519	1	Cross Flow Divider	55	611122	2	1/4 NPT x 90° x 9/16 MJIC
9	607518	1	BRG56 Flow Divider	56	716000	1	1 NPT x 90° x 3/4 Hose Barb
10	615602	1	4-Wheel Drive Manifold Weldment	57	611147	2	1 1/2 NPT x 3/4 MJIC
11	620156	1	Steering Cylinder	58	618132	2	1 1/16 MOR x 7/8 FOR Reducer
12	605601	1	Gresen Filter 10 Micron 40 GPM	59	611159	2	3/4 MOR Plug
13	605603	2	Line Diffuser	60	618496	2	3/4 MOR x 45° x 9/16 MJIC
14	611051	1	3/4 NPT Pressure Cap	61	618302	5	1 5/16 MOR x 90° x 1 1/16 MJIC
15	614453	1	Dipstick 8 in.	62	618327	2	7/8 MOR x 3/4 MJIC
16	760090	1	Receiver Plate Weldment	63	615609	1	12C11-12FJX-12FJX-108
17	760106	1	Hydraulic Oil Tank Weldment	64	618553	4	1 1/16 MJIC x 7/8 MJIC
18	611127	1	1 1/16 MOR x 1 1/16 MJIC	65	601278	1	1 1/4" 2-Braid Red Hose x 130
19	618115	4	3/4 MOR x 90° x 9/16 MJIC	66	505101	1	1 NPT Pipe Tee
20	618241	4	3/4 MOR x 90° x 3/4 MJIC	67	601121	1	1 1/4" 2-Braid Red Hose x 18
21	607504	1	B50 Flow Divider	68	601112	1	3/4" 2-Braid Red Hose x 84
22	618189	2	7/8 MOR x 1 1/16 MJIC	69	601198	1	4C1A-6FJX-6FJX-39
23	618011	1	3/8 NPT x 9/16 MJIC	70	616027	1	12TM-12FJX-12FJX-16
24	618109	4	3/4 MOR x 9/16 MJIC	71	614586	1	12TM-12FJX-12FJX-18
25	618308	2	1 5/16 MOR x 1 1/16 MJIC	72	614587	1	4-Wheel Drive Hydraulic Tube Assy.
26	614588	2	12TM-12FJX-12FJX90-114	73	614198	1	Lower Front Leg Hydraulic Tube Assy.
27	618474	4	1 1/16 MOR x 90° x 3/4 MJIC	74	614574	2	Upper Front Leg Hydraulic Tube Assy.
28	618301	2	7/8 FJIC Swivel x 90° x 7/8 MJIC	75	614575	2	
29	506410	2	1 1/4 NPT x 90° Street Elbow	76	616049	3	4C1A-6FJX-6FJX-26
30	715660	1	1 1/4 NPT x 1 1/4 Hose Barb	77	611204	1	4C11-6FJX-6FJX-78
31	505300	4	1 NPT x 90° Elbow	78	614573	8	8C2AT-8FJX-10FJX-114
32	505210	1	1 NPT x 3.00 Pipe Nipple	79	614101	2	4C1A-6FJX-6FJX-133
33	714331	3	1 NPT x 3/4 Hose Barb	80	616034	2	8C1A-8FJX-8FJX-17
34	618535	1	1 1/16 MOR x 90° x 7/8 MJIC	81	614076	1	4C11-6FJX-6FJX-119
35	505006	1	1 NPT x 1/4 NPT Reducer Bushing	82	614077	1	4C11-6FJX-6FJX-88
36	505098	1	1 NPT Side Outlet Elbow	83	614588	2	12TM-12FJX-12FJX90-114
37	618191	1	1 1/16 MJIC x 90° x 1 1/16 FJIC Swivel	84	505213	1	1 NPT to 3/4 NPT Reducer Bushing
38	505202	2	1 NPT x 2.00 Pipe Nipple	85	504702	1	3/4 NPT Close Nipple
39	501102	1	1/4 NPT Plug	86	504955	1	3/4 NPT Pipe Tee
40	618520	1	1/4 NPT Run x 9/16 MJIC	87	610305	1	3/4 NPT x 90° x 3/4 MJIC
41	505005	1	1 NPT to 1/2 NPT Reducer Bushing	88	713220	1	3/4 NPT x 3/4 Hose Barb
42	505200	2	1 NPT x 90° Street Elbow	89	605600	1	Michigan Filter
43	618287	1	7/8 MOR x 7/8 MJIC x 9/16 MJIC Tee	90	616032	1	8C1A-8FJX-8FJX-66
44	618310	2	7/8 MOR x 9/16 MJIC	91	601285	1	3/4" 2-Braid Red Hose x 37
45	611126	1	7/8 MOR x 7/8 MJIC	92	618018	2	1/2 NPT x 9/16 MJIC
47	618333	2	7/8 FJIC Swivel Run x 7/8 MJIC Tee	93	503820	1	1/2 NPT Pipe Tee



1985 8500 HYDRAULIC SCHEMATIC
 SIX ROW CUTTER WITH TASSELLTROL
 REFERENCE DRAWING NO. - 498204

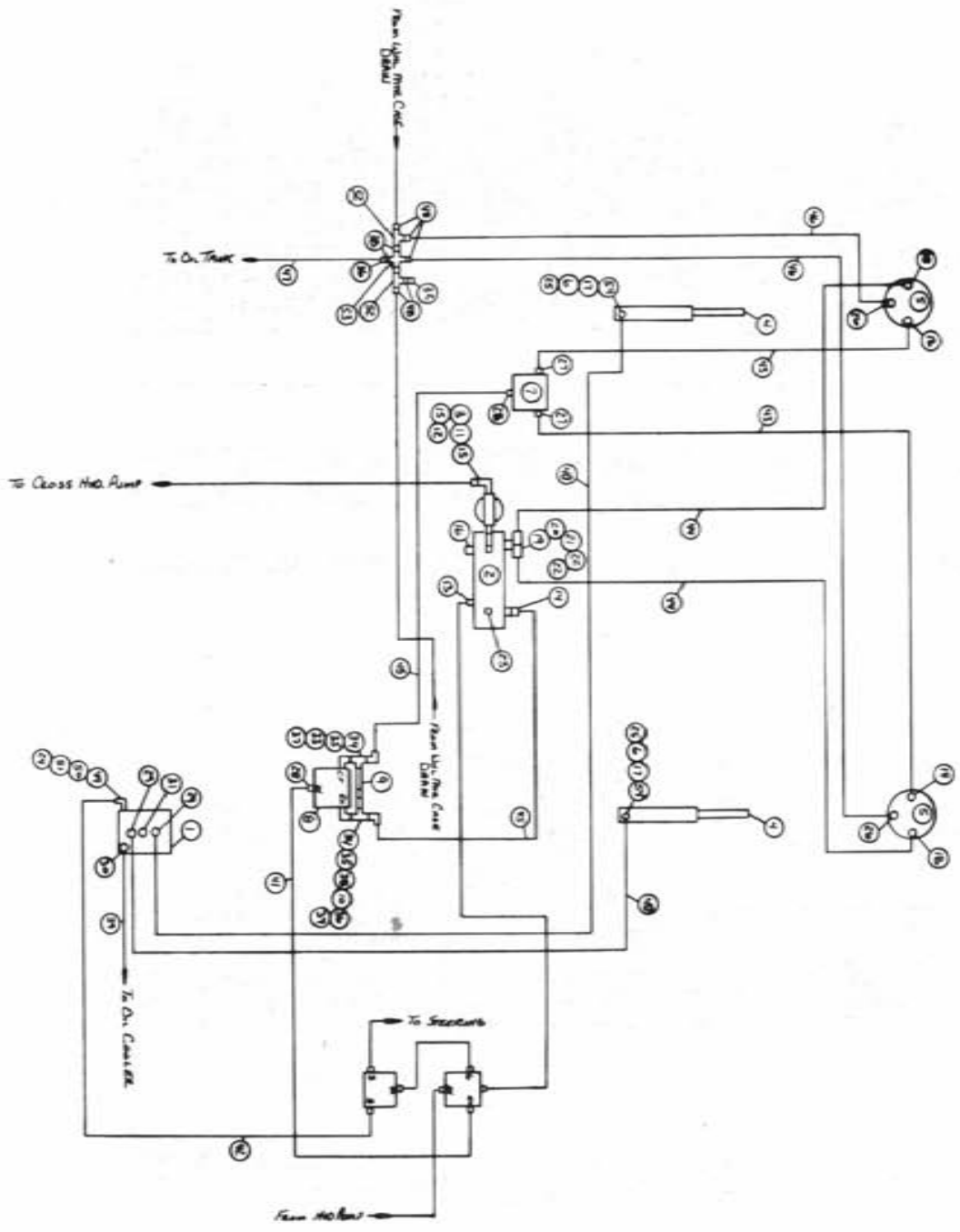
Ref.	Part No.	Req.	Description	Ref.	Part No.	Req.	Description
1	610257	1	Hydraulic Stack Valve	31	618115	1	3/4 MOR x 90° 9/16 MJIC
2	605601	1	Gresen Filter 10 Micron 40 GPM	32	618119	3	9/16 MOR x 90° x 9/16 MJIC
3	606952	1	Relief Valve 2000 PSI	33	503600	2	1/2 NPT Close Nipple
4	610050	1	3-Section Flow Divider	34	618107	1	1/2 NPT x 90° x 9/16 MJIC
5	615452	1	6CIT-6FJX-6FJX-16	35	503700	3	1/2 NPT Pipe Plug
6	606004	3	Gresen 1-Spool Valve	36	618571	3	1/4 MNPT x 90° x 1/4 MNPT
7	618203	6	Barnes Hydraulic Motor	37	506005	1	1 1/4 NPT to 1 NPT Reducer Bushing
8	620225	3	Hydraulic Cylinder	38	506200	1	1 1/4 NPT Close Nipple
9	614566	1	Front Return Manifold	39	506410	2	1 1/4 NPT x 90° Street Elbow
10	611260	1	4CIT-6FJX-6FJX-44	40	506701	1	1 1/4 NPT Side Outlet Elbow
11	614101	2	4C1A-6FJX-6FJX-133	41	611124	5	1/2 NPT x 90° x 7/8 MJIC
12	614555	3	10C2A1-10FJX-10FJX-42	42	611126	3	7/8 MOR x 7/8 MJIC
13	614373	3	8RLA-8FJX-8FJX-44	43	611145	3	1/2 NPT x 90° x 3/4 MJIC
14	611206	3	4CIT-6FJX-6FJX-66	44	503000	3	1/2 NPT to 1/4 NPT Reducer Bushing
15	614368	3	8CIT-8FJX-8FJX-60	45	614614	3	Restrictor Fitting Assembly
16	614076	1	4CIT-6FJX-6FJX-119	46	618302	1	1 5/16 MOR x 1 1/16 MJIC
17	614578	2	10RLA-10FJX-8FJX-200	47	618330	2	1 NPT x 1 5/16 MOR
18	614158	2	4CIT-6FJX-6FJX-199	48	618090	1	1 5/16 MOR x 1 NPT Adaptor
19	614579	1	10C1T-10FJX-8FJX-100	49	618325	1	1/2 NPT x 7/8 MJIC
20	614577	2	10C1T-10FJX-10FJX-200	50	611147	4	1/2 NPT x 3/4 MJIC
21	614580	1	10RLA-10FJX-8FJX-100	51	503824	1	1/2 NPT Pipe Cross
22	614077	1	4CIT-6FJX-6FJX-88	52	503820	2	1/2 NPT Pipe Tee
23	610449	3	1-Way Restrictor Assembly	53	618018	5	1/2 NPT x 9/16 MJIC
24	618530	3	1/8 NPT x 9/16 MJIC	54	614523	1	12C1A-12FJX-12FJX-38
25	611125	12	3/4 MOR x 3/4 MJIC	55	618170	1	3/4 MOR x 9/16 FOR
26	618546	3	1/8 NPT x 9/16 MJIC Run Tee	56	618562	1	9/16 MOR x 90° x 1/4 MNPT
27	618156	3	3/4 NPT x 90° x 7/8 MJIC	57	610447	1	Hydraulic Inline Filter
28	610305	3	3/4 NPT x 90° x 3/4 MJIC	58	611122	1	1/4 NPT x 90° x 9/16 MJIC
29	715660	1	1 1/4 NPT x 1 1/4 Hose Barb	59	506604	1	1 1/4 NPT x 4.00 Pipe Nipple
30	614376	1	8RLA-8FJX-8FJX-177				



1985 8500 HYDRAULIC SCHEMATIC
PERSONNEL CARRIER

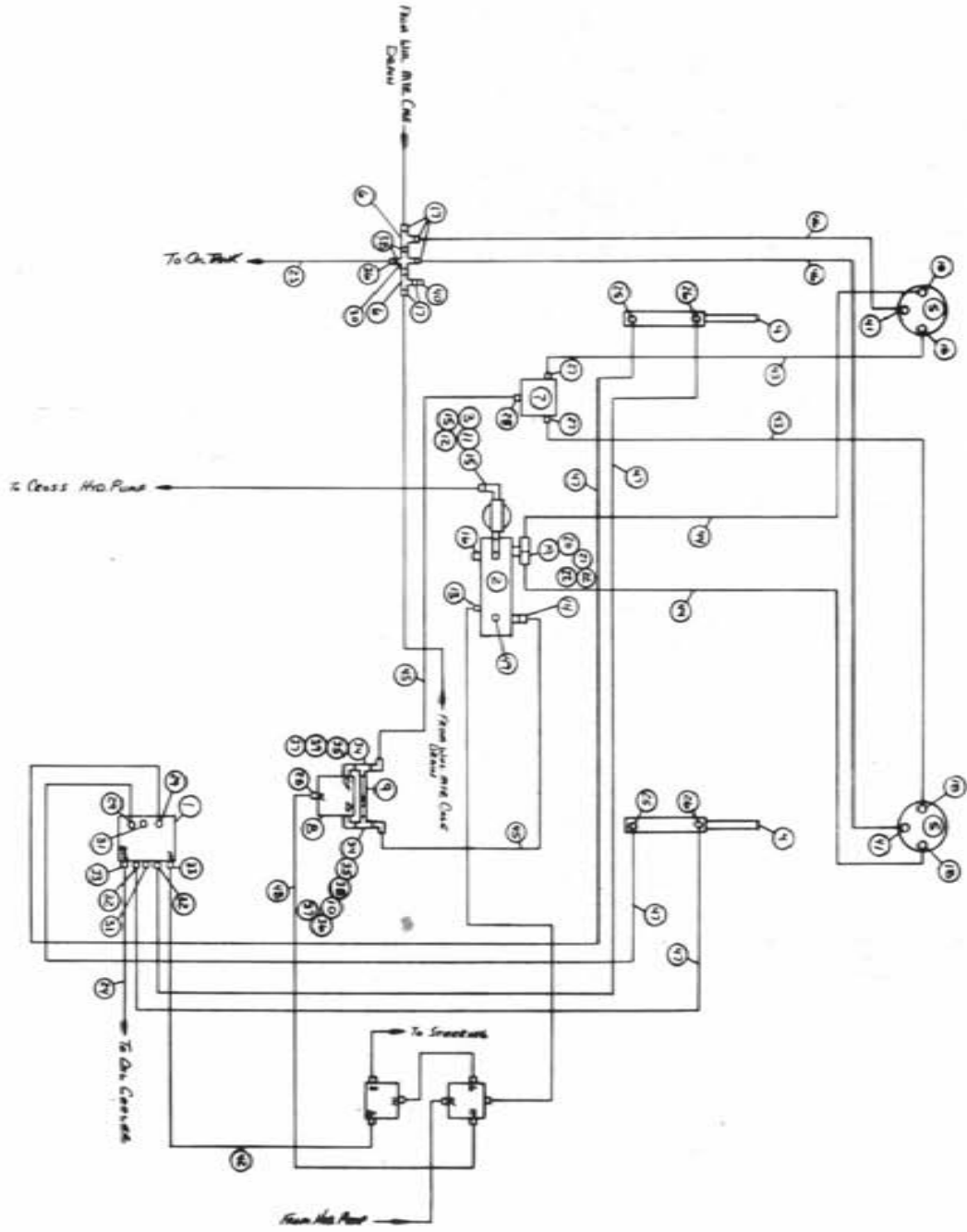
REFERENCE DRAWING NO. - 498205

Ref.	Part No.	Req.	Description	Ref.	Part No.	Req.	Description
1	610031	2	Sundstrand Series 18 Wheel Motor	45	618059	1	3/4 NPT x 7/8 MJIC
2	606003	1	4-Wheel Drive Selector Valve	47	618333	2	7/8 FJIC Swivel Run x 7/8 MJIC Tee
3	610030	2	Sundstrand Series 18 Wheel Mtr. Ext. Shft	48	618487	2	1 1/16 FJIC Swiv. Run x 1 1/16 MJIC
4	749150	1	Steering Motor	49	618118	1	1 1/16 MOR x 90° x 3/4 Hose Barb
5	618088	1	Oil Cooler	50	618090	1	1 5/16 MOR x 1 FNPT
6	606865	1	Sundstrand Pump 2.8	51	505201	1	1 NPT Pipe Nipple
7	610439	1	Hydreco Hydraulic Pump 1.47	52	506301	1	1 NPT x 45° Elbow
8	607519	1	Cross Flow Divider	53	714561	1	1 NPT x 1 1/4 Hose Barb
9	607500	1	BGR53 Flow Divider	54	618119	1	9/16 MOR x 90° x 9/16 MJIC
10	615602	1	4-Wheel Drive Manifold Weldment	55	714560	1	1 NPT x 1" Hose Barb
11	620156	1	Steering Cylinder	56	716000	2	1 NPT x 90° x 3/4 Hose Barb
12	605601	1	Green Filter 10 Micron 40 GPM				
13	605603	2	Line Diffuser				
14	611051	1	3/4 NPT Pressure Cap	58	505202	1	1 NPT x 2.00 Pipe Nipple
15	614453	1	Dipstick 8 in.	59	611159	4	3/4 MOR Plug
16	760090	1	Receiver Plate Weldment	60	618019	1	9/16 MJIC Tee
17	760106	1	Hydraulic Oil Tank Weldment				
18	605600	1	Michigan Filter				
20	611127	6	1 1/16 MOR x 1 1/16 MJIC	62	618018	1	1/2 NPT x 9/16 MJIC
21	618535	3	1 1/16 MOR x 90° x 7/8 MJIC	63	618496	4	3/4 MOR x 45° x 9/16 MJIC
22	618191	2	1 1/16 MJIC x 90° x 1 1/16 FJIC Swivel	64	618553	8	1 1/16 MJIC x 7/8 MJIC
23	618011	2	3/8 NPT x 9/16 MJIC	65	618302	8	1 5/16 MOR x 90° x 1 1/16 MJIC
24	618109	4	3/4 MOR x 9/16 MJIC	66	601193	1	1" 2-Braid Red Hose x 42
25	618308	2	1 5/16 MOR x 1 1/16 MJIC	67	601121	1	1 1/4" 2-Braid Red Hose x 18
				68	601276	1	3/4" 2-Braid Red Hose x 32
				69	601198	1	3/4" 2-Braid Red Hose x 110
				70	616034	1	8C1A-8FJX-8FJX-17
				71	616027	1	4C1A-6FJX-6FJX-39
27	618474	4	1 1/16 MOR x 90° x 3/4 MJIC	72	614586	1	12TM-12FJX-12FJX-16
28	618301	2	7/8 FJIC Swivel x 90° x 7/8 MJIC	73	614290	1	4-Wheel Drive Hydraulic Tube P/C
29	506410	2	1 1/4 NPT x 90° Street Elbow	74	614574	4	Lower Front Leg Hydraulic Tube Assy.
30	715660	1	1 1/4 NPT x 1 1/4 Hose Barb	75	614575	4	Upper Front Leg Hydraulic Tube Assy.
31	505300	4	1 NPT x 90° Elbow	76	616049	2	4C1A-6FJX-6FJX-26
32	505210	1	1 NPT x 3.00 Pipe Nipple	77	611204	1	4C1T-6FJX-6FJX-78
33	714331	2	1 NPT x 3/4 Hose Barb	78	614573	4	8C2AT-8FJX-10FJX-114
34	505098	1	1 NPT Side Outlet Elbow	79	614158	2	4C1A-6FJX-6FJX-199
35	505006	1	1 NPT x 1/4 NPT Reducer Bushing	80	614587	1	12TM-12FJX-12FJX90-18
36	614420	4	10C2AT-10FJX-10FJX-114	81	614076	2	4C1T-6FJX-6FJX-119
37	614621	1	6C1T-6FJX-6FJX-78	82	614077	1	4C1T-6FJX-6FJX-88
38	610300	1	3/4 NPT x 3/4 MJIC	83	616042	1	4C1A-6FJX-6FJX-13
39	501102	1	1/4 NPT Plug	84	610325	1	10C1T-10FJX-10FJX-105
40	611122	3	1/4 NPT x 90° x 9/16 MJIC	85	614588	2	12TM-12FJX-12FJX90-114
41	618486	3	9/16 FJIC Swivel Run x 9/16 MJIC	86	601109	1	3/4" 2-Braid Red Hose x 61
43	618567	1	1 1/16 MOR x 45° x 1 Hose Barb	87	712440	1	1/2 NPT x 3/4 Hose Barb
44	503820	1	1/2 NPT Pipe Tee	88	611147	1	1/2 NPT x 3/4 MJIC



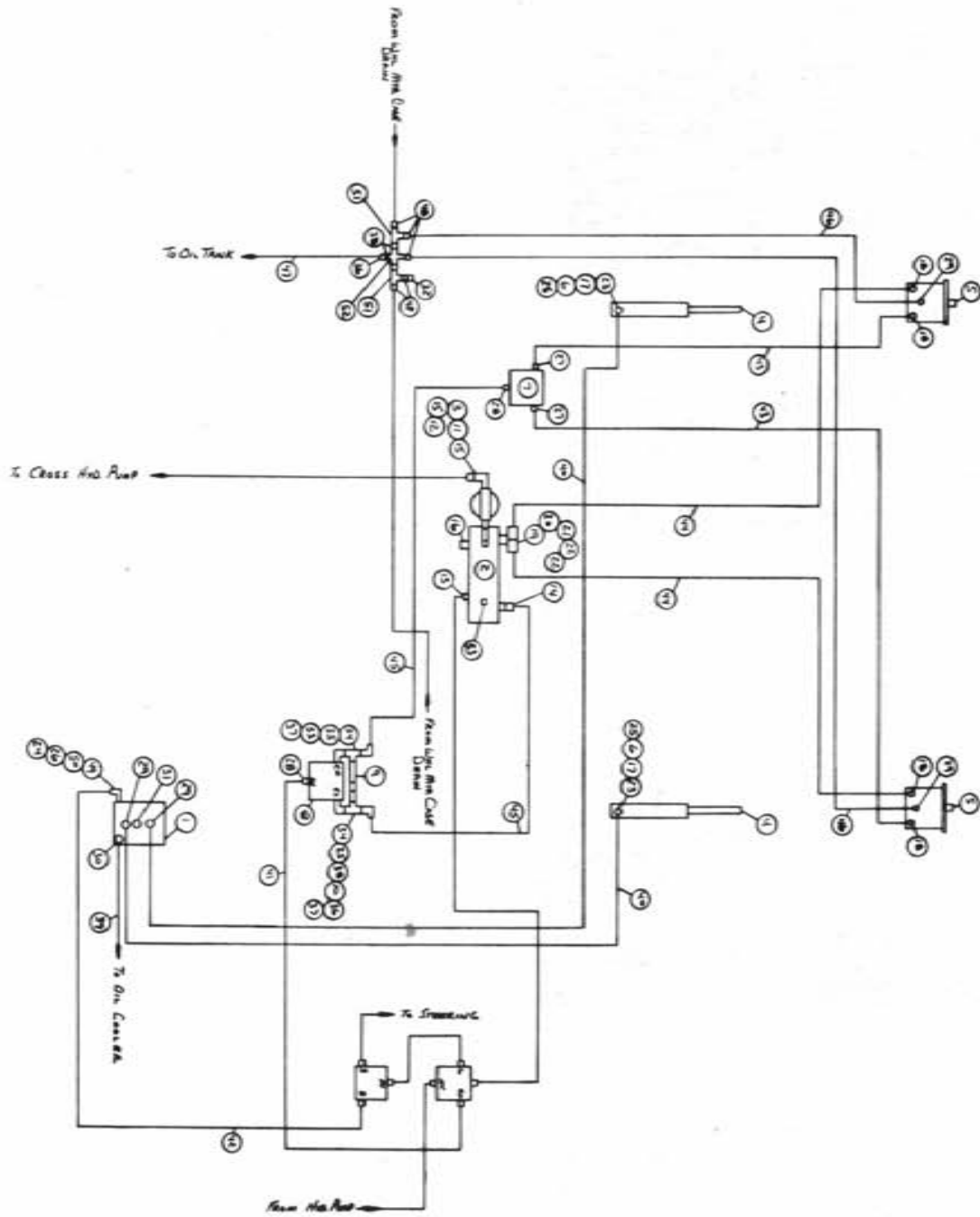
1985 8500 HYDRAULIC SCHEMATIC
 DETASSELER BELT DRIVEN CUTTER WITH TASSELTRON
 REFERENCE DRAWING NO. - 498208

Ref.	Part No.	Req.	Description	Ref.	Part No.	Req.	Description
1	610257	1	Hydraulic Stack Valve	28	618189	2	7/8 MOR x 1 1/16 MJIC
2	614236	1	Manifold Weldment	29	618119	2	9/16 MOR x 90° x 9/16 MJIC
3	605601	1	Gresen Filter 10 Micron 40 GPM	30	618115	1	3/4 MOR x 90° x 9/16 MJIC
4	620225	2	Hydraulic Lift Cylinder	31	610185	1	9/16 MOR Plug
5	618203	2	Barnes Hydraulic Motor	32	618531	1	9/16 FJIC Cap
6	610449	3	1-Way Restrictor Assembly	33	611145	1	1/2 MNPT x 90° x 3/4 MJIC
7	610375	1	B50 Flow Divider	34	618561	2	7/8 MOR x 90° x 1/2 NPT
8	607510	1	0-30 VFC FCR51	35	503819	2	1/2 NPT Pipe Tee Steel
9	614594	1	1/2 Hydraulic Tube Assembly	36	611147	2	1/2 MNPT x 3/4 MJIC
10	690338	1	Line Check Valve	37	618566	2	1/2 MNPT x 90° x 1 1/16 MJIC
11	506200	1	1 1/4 NPT Close Nipple	38	503600	3	1/2 NPT Close Nipple
12	715660	1	1 1/4 NPT x 1 1/4 Hose Barb	39	615452	1	6C1T-6FJX-6FJX-16
13	611121	1	1/4 NPT x 9/16 MJIC	40	614101	2	4C1T-6FJX-6FJX-133
14	618519	1	1 NPT x 90° x 1 1/16 MJIC	41	614523	1	12C1A-12FJX-12FJX-38
15	506410	2	1 1/4 NPT Street Elbow	42	611260	1	4C1T-6FJX-6FJX-44
16	504900	1	3/4 NPT Plug	43	614577	2	10C1T-8FJX-10FJX-200
17	503000	2	1/2 NPT to 1/4 NPT Reducer Bushing	44	614582	2	10RLA-8FJX-10FJX-198
18	611125	4	3/4 MOR x 3/4 MJIC	45	610356	2	12C2A-12FJX-12FJX90-19
19	505213	1	1 NPT to 3/4 NPT Reducer Bushing	46	611210	2	4C1A-6FJX-6FJX-156
20	504702	1	3/4 NPT Close Nipple	47	614376	1	8RLA-8FJX-8FJX-177
21	504511	1	3/4 NPT Side Outlet Elbow	48	618018	5	1/2 NPT to 9/16 MJIC
22	618059	2	3/4 NPT x 7/8 MJIC	49	618170	1	3/4 MOR x 9/16 FOR
23	503700	1	1/2 NPT Pipe Plug	50	618562	1	9/16 MOR x 90° x 1/4 MNPT
24	611122	1	1/4 NPT x 90° x 9/16 MJIC	51	610447	1	Hydraulic Inline Filter
25	614614	2	Restrictor Fitting Assembly	52	503820	2	1/2 NPT Pipe Tee
26	618530	2	1/8 NPT x 9/16 MJIC	53	503824	1	1/2 NPT Pipe Cross
27	611128	2	7/8 MOR x 90° x 7/8 MJIC	54	618571	3	1/4 MNPT x 90° x 1/4 MNPT



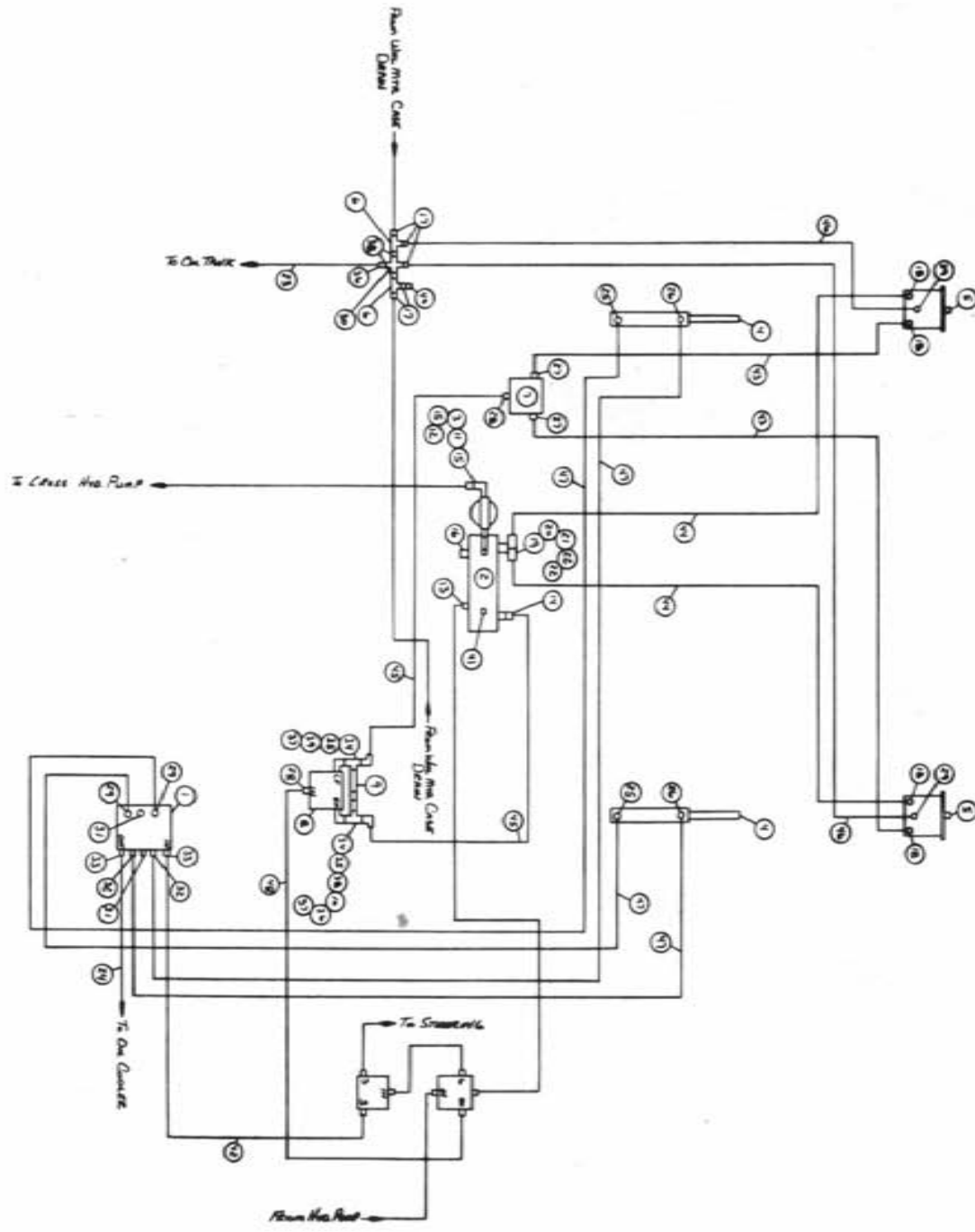
1985 8500 HYDRAULIC SCHEMATIC
 DETASSELER BELT DRIVEN CUTTER WITHOUT TASSELTROL
 REFERENCE DRAWING NO.- 498209

Ref.	Part No.	Req.	Description	Ref.	Part No.	Req.	Description
1	606585	1	Cessna Three Spool Valve	26	611122	2	1/4 NPT x 90° x 9/16 MJIC
2	614236	1	Manifold Weldment	27	611128	2	7/8 MOR x 90° x 7/8 MJIC
3	605601	1	Gresen Filter 10 Micron 40 GPM	28	618189	2	7/8 MOR x 1 1/16 MJIC
4	620900	2	Hydraulic Lift Cylinder	29	618119	2	9/16 MOR x 90° x 9/16 MJIC
5	618203	2	Barnes Hydraulic Motor	30	503824	1	1/2 NPT Pipe Cross
6	503820	2	1/2 NPT Pipe Tee	31	610185	2	9/16 MOR Plug
7	610375	1	850 Flow Divider	32	618425	2	9/16 MOR x 45° x 9/16 MJIC
8	607510	1	0-30 VFC FCR51	33	618126	2	9/16 MOR x 9/16 MJIC
9	614594	1	1/2 Hydraulic Tube Assembly	34	618561	2	7/8 MOR x 90° x 1/2 NPT
10	690338	1	Line Check Valve	35	503819	2	1/2 NPT Steel Pipe Tee
11	506200	1	1 1/4 NPT Close Nipple	36	611147	2	1/2 MNPT x 3/4 MJIC
12	715660	1	1 1/4 NPT x 1 1/4 Hose Barb	37	618566	2	1/2 MNPT x 90° x 1 1/16 MJIC
13	611121	1	1/4 NPT x 9/16 MJIC	38	503600	3	1/2 NPT Close Nipple
14	618519	1	1 NPT x 90° x 1 1/16 MJIC	39	611145	1	1/2 MNPT x 90° x 3/4 MJIC
15	506410	2	1 1/4 NPT Street Elbow	40	618531	1	9/16 FJIC Cap
16	504900	1	3/4 NPT Plug	41	618530	2	1/8 NPT x 9/16 MJIC
17	618018	5	1/2 NPT x 9/16 MJIC	42	611260	1	4C1T-6FJX-6FJX-44
18	611125	4	3/4 MOR x 3/4 MJIC	43	614577	2	10C1T-8FJX-10FJX-200
19	505213	1	1 NPT to 3/4 NPT Reducer Bushing	44	614582	2	10RLA-8FJX-10FJX-198
20	504702	1	3/4 NPT Close Nipple	45	610356	2	12C2A-12FJX-12FJX90-19
21	504511	1	3/4 NPT Side Outlet Elbow	46	611210	2	4C1A-6FJX-6FJX-156
22	618059	2	3/4 NPT x 7/8 MJIC	47	614101	4	4C1T-6FJX-6FJX-133
23	614376	1	8RLA-8FJX-8FJX-177	48	614523	1	12C1A-12FJX-12FJX-38
24	615452	1	6C1T-6FJX-6FJX-16	49	503700	1	1/2 NPT Pipe Plug
25	614365	2	Restrictor Elbow Assembly				



1985 8500 HYDRAULIC SCHEMATIC
 DETASSELER BELT DRIVEN ROLLER WITH TASSELTROL
 REFERENCE DRAWING NO. - 498210

Ref.	Part No.	Req.	Description	Ref.	Part No.	Req.	Description
1	610257	1	Hydraulic Stack Valve	28	618189	2	7/8 MOR x 1 1/16 MJIC
2	614236	1	Manifold Weldment	29	618119	4	9/16 MOR x 90° x 9/16 MJIC
3	605601	1	Gresen Filter 10Micron 40 GPM	30	618115	1	3/4 MOR x 90° x 9/16 MJIC
4	620225	2	Hydraulic Lift Cylinder	31	610185	1	9/16 MOR Plug
5	610051	2	Barnes Hydraulic Motor	32	618531	1	9/16 FJIC Cap
6	610449	2	1-Way Restrictor Assembly	33	611145	1	1/2 MNPT x 90° x 3/4 MJIC
7	610375	1	850 Flow Divider	34	618561	2	7/8 MOR x 90° x 1/2 NPT
8	607510	1	0-30 VFC FCR51	35	503819	2	1/2 NPT Pipe Tee Steel
9	614594	1	1/2 Hydraulic Tube Assembly	36	611147	2	1/2 MNPT x 3/4 MJIC
10	690338	1	Line Check Valve	37	618566	2	1/2 MNPT x 90° x 1 1/16 MJIC
11	506200	1	1 1/4 NPT Close Nipple	38	503600	3	1/2 NPT Close Nipple
12	715660	1	1 1/4 NPT x 1 1/4 Hose Barb	39	615452	1	6C1T-6FJX-6FJX-16
13	611121	1	1/4 NPT x 9/16 MJIC	40	614101	2	4C1T-6FJX-6FJX-133
14	618519	1	1 NPT x 90° x 1 1/16 MJIC	41	614523	1	12C1A-12FJX-12FJX-38
15	506410	2	1 1/4 NPT Street Elbow	42	611260	1	4C1T-6FJX-6FJX-44
16	504900	1	3/4 NPT Plug	43	614577	1	10C1T-8FJX-10FJX-200
17	503000	2	1/2 NPT x 1/4 NPT Reducer Bushing	44	614582	2	10RLA-8FJX-10FJX-198
18	618183	4	7/8 MOR x 90° x 3/4 MJIC	45	610356	2	12C2A-12FJX-12FJX90-19
19	505213	1	1 NPT to 3/4 NPT Reducer Bushing	46	611210	2	4C1A-6FJX-6FJX-156
20	504702	1	3/4 Close Nipple	47	614376	1	8RLA-8FJX-8FJX-177
21	504511	1	3/4 NPT Side Outlet Elbow	48	618018	5	1/2 NPT to 9/16 MJIC
22	618059	2	3/4 NPT x 7/8 MJIC	49	618170	1	3/4 MOR x 9/16 FOR
23	618571	1	1/4 MNPT x 90° x 1/4 MNPT	50	618562	1	9/16 MOR x 90° x 1/4 NPT
24	611122	1	1/4 NPT x 90° x 9/16 MJIC	51	503820	2	1/2 NPT Pipe Tee
25	614614	2	Restrictor Fitting Assembly	52	503824	1	1/2 NPT Pipe Cross
26	610447	1	Hydraulic Inline Filter	53	503700	1	1/2 NPT Pipe Plug
27	611128	2	7/8 MOR x 90° x 7/8 MJIC				



1985 8500 HYDRAULIC SCHEMATIC
DETASSELER BELT DRIVEN ROLLER WITHOUT TASSELLTROL
REFERENCE DRAWING NO. - 498212

Ref.	Part No.	Req.	Description	Ref.	Part No.	Req.	Description
1	606585	1	Cessna Three Spool Valve	25	614365	2	Restrictor Elbow Assembly
2	614226	1	Manifold Weldment	26	611122	2	1/4 NPT x 90° x 9/16 MJIC
3	605601	1	Gresen Filter 10 Micron 40 GPM	27	611128	2	7/8 MOR x 90° x 7/8 MJIC
4	620900	2	Hydraulic Lift Cylinder	28	618189	2	7/8 MOR x 1 1/16 MJIC
5	610051	2	Barnes Hydraulic Motor	29	618119	4	9/16 MOR x 90° x 9/16 MJIC
6	503820	2	1/2 NPT Pipe Tee	30	503824	1	1/2 NPT Pipe Cross
7	610375	1	B-50 Flow Divider	31	610185	2	9/16 MOR Plug
8	607510	1	O-30 VFC FCPS1	32	618425	2	9/16 MOR x 45° x 9/16 MJIC
9	614594	1	1/2 Hydraulic Tube Assembly	33	618126	2	9/16 MOR x 9/16 MJIC
10	690338	1	Line Check Valve	34	618561	2	7/8 MOR x 90° x 1/2 MNPT
11	506200	1	1 1/4 NPT Pipe Nipple	35	503819	2	1/2 NPT Steel Pipe Tee
12	715660	1	1 1/4 NPT x 1 1/4 Hose Barb	36	611147	2	1/2 MNPT x 3/4 MJIC
13	611121	1	1/4 NPT x 9/16 MJIC	37	618566	2	1/2 MNPT x 90° x 1 1/16 MJIC
14	618519	1	1 NPT x 90° x 1 1/16 MJIC	38	503600	3	1/2 NPT Close Nipple
15	506410	1	1 1/4 NPT Street Elbow	39	611145	1	1/2 NPT x 90° x 3/4 MJIC
16	504900	2	3/4 NPT Plug	40	618531	1	9/16 FJIC Cap
17	618018	5	1/2 NPT x 9/16 MJIC	41	503700	1	1/2 NPT Pipe Plug
18	618183	4	7/8 MOR x 90° x 3/4 MJIC	42	611260	1	4CIT-6FJX-6FJX-44
19	505213	1	1 NPT TO 3/4 NPT Reducer Bushing	43	614577	2	10CIT-8FJX-10FJX-200
20	504702	1	3/4 Close Nipple	44	614582	2	10RLA-8FJX-10FJX-198
21	504511	1	3/4 NPT Side Outlet Elbow	45	610356	2	12C2A-12FJX-12FJX90-19
22	618059	2	3/4 NPT x 7/8 MJIC	46	611210	2	4CIA-6FJX-6FJX-156
23	614376	1	8RLA-8FJX-8FJX-177	47	614101	4	4CIT-6FJX-6FJX-133
24	615452	1	6CIT-6FJX-6FJX-16	48	614523	1	12CIA-12FJX-12FJX-38

ABBREVIATIONS

ADPTR - Adaptor
DET - Detail
FNPT - Female National Pipe Thread
FOR - Female O-Ring
MJIC - Male J. I. C.
MOR - Male O-Ring
P/N - Part Number
QTY - Quantity
REF - Reference
REQ - Required
ST - Street
SWIV - Swivel
UNC - Unified National Course (Thread)
UNF - Unified National Fine (Thread)
W/ - With
WLD - Weldment

INDEX

-A-
 Adaptor, Carburetor.....4
 Air Cleaner.....23
 Band.....23
 Air Intake.....11
 Air Pot.....52
 Bracket.....52
 Alternator.....4
 Mount.....4
 Sheave.....4
 Space.....4
 Arm, Steering.....12,14,16

-B-

Band,
 Air Cleaner.....23
 Fuel Tank.....19
 Battery.....32
 Cable.....32
 Hold Down.....32
 Bearing
 Cone.....12,14,16
 Cup.....12,14,16
 Bellhousing.....5
 Shield.....5
 Belt.....4,48,50
 Blade, Cutter.....49
 Brace Clamp.....43
 Bracket,
 Exhaust Pipe.....22
 Male Corn Cutter.....49
 Manifold Mount.....35
 Pivot.....53
 Select Lever.....8
 Spade Mounting.....33
 Timing Belt Cover.....4
 Brake
 Cable.....12,14,16,32
 Disc.....12,14,16
 Hub Mount.....12,14,16
 Lever.....32
 Pad.....12,14,16
 Breather Cap.....23

-C-

Cable,
 Battery.....32

Brake.....12,14,16
 Throttle.....31
 Cap,
 Breather.....23
 Gas.....19
 Pressure.....20,21
 Radiator.....11
 Steering Wheel.....28
 Weather.....22
 Cam.....52
 Carburetor Adaptor.....4
 Cessna 3-Spool Valve.....38
 Chain Coupler Half.....50
 Check Valve.....40
 Choke Cable.....40
 Circuit Board Mount.....39
 Clamp,
 Muffler.....22
 Sensor.....53
 Clip Brake Retainer.....12,14,16
 Column Steering.....28
 Cone, Bearing.....12,14,16
 Console.....32
 Control Lever.....30
 Coolant Outlet Tube.....5
 Coupler, Flex.....5
 Cover Plate, Console.....32,38
 Cradle, Fuel Tank.....19
 Cross
 Flow Divider.....10
 Pump.....6
 Cup, Bearing.....12,14,16
 Cutter
 Blade.....49,50,51
 Top.....50,51
 Cylinder, Steering.....24

-D-

Deflector,
 Center.....45
 Console.....32
 Tassel.....48
 Diode Circuit Board.....39
 Dipstick.....20,21
 Disc, Brake.....12,14,16
 Drain Cock, Radiator.....11
 Drive
 Shaft.....5
 Sprocket.....48

Drop Tube.....49

-E-

Engine.....45
Isolator.....45
Pad.....32
Exhaust Pipe Bracket.....22

-F-

Fan Spacer.....4
Filter,
Air Cleaner.....23
Gresen.....20,35,36,37
Inlne.....54
Michigan.....20,21
Oil.....5
Flag, Sensor.....53
Flasher.....33
Flow Control Lever.....40
Flow Divider.....9,10,35,40
Foam.....11
Four-Wheel Drive Lever.....8
Friction Disc.....31
Fuel,
Filter.....5
Sender.....19
Fuel Tank.....19
Band.....19
Cradle.....19
Fuse Holder.....29,39

-G-

Gas Cap.....19
Gasket.....20,21,22
Gauge, Temperature.....29
Gear, Plastic.....48
Governor.....4
Mounting Plate.....4
Rod.....4
Gresen
Filter.....20,21,35,36,37
One-Sool Valve.....41
Ground Strap.....5,32
Guard Disk.....48
Guide, Stalk.....34,48,50,51

-H-

Handle Link, Valve.....38
Hanger Bearing.....53

Head,

Cutter.....50,51
Male Corn Cutter.....49
Roller.....48
Hoist Column.....45
Holder, Fuse.....29,39
Hold Down, Battery.....32
Hook Rubber.....33
Hose, Radiator.....5
Hour Meter.....29
Hub,

Brake Mount.....12,14,16
Taper Lock.....12,14,16
Torque.....12,13,14,15,16,17
Hydraulic Tube.....12,14,16,40
Hydreco Pump.....7
Hydrostatic
Cable.....30
Cable Mount.....30
Control Lever Mount.....30

-I-

Ignition Switch.....29
Indicator Light.....29,39
Instrument Panel.....29
Isolator, Engine.....4,5

-K-

Kick Panel.....40

-L-

Ladder.....27,34
Mount.....34
Prop.....34
Leg,
Front.....12,14,16
Rear.....13,15,17
V-Plate.....12,13,14,15,16,17
Lever,
Flow Control.....40
Four-Wheel Drive.....8
Pump.....6,7
Liftarm.....45
Lift Cylinder.....45,46,47
Light.....28
Indicator.....29,39
Switch.....29,39
Line Diffuser.....20,21

-M-

Manifold..... 35, 36, 37
 Four-Wheel Drive..... 10
 Mount Bracket..... 35
 Meter Hour..... 29
 Michigan Filter..... 20, 21
 Micro Switch..... 30, 52
 Motor,
 Hydraulic..... 48, 49, 50
 Mount..... 4
 Steering..... 28
 Mount,
 Alternator..... 4
 Circuit Board..... 39
 Hydrostatic Cable..... 30
 Hydrostatic Control Lever..... 30
 Ladder..... 34
 One-Spool Valve..... 41
 Outrigger..... 41, 44
 Seat..... 32
 Steering Motor..... 28
 Sensor..... 12, 14, 16
 Throttle Lever..... 31
 Valve..... 38
 Mounting
 Plate, Governor..... 4
 Socket..... 33
 Muffler..... 22
 Clamp..... 22

-O-

Oil
 Cooler..... 11
 Filter..... 5, 20, 21
 Sender..... 5
 Tank..... 20, 21
 Tank Strap..... 20, 21
 Operator Station..... 32
 Outrigger
 Hoist Keeper..... 45
 Mount..... 43, 44
 Pivot..... 43, 44

-P-

Pad, Engine..... 32
 Panel,
 Instrument..... 29
 Outside Console..... 32
 Pivot,
 Bracket..... 53
 Outrigger..... 43
 Pin..... 27, 45

-M-

Plate, Receiver..... 20, 21
 Pressure Cap..... 20
 Prop, Ladder..... 34
 Pump
 Cross..... 6
 Hydreco..... 7
 Lever..... 6, 7
 Sundstrand..... 6, 7

-R-

Radiator..... 11
 Cap..... 11
 Drain Cock..... 11
 Hose..... 5
 Recovery Tank..... 11
 Shroud..... 11
 Rear Leg..... 13, 15, 17
 Receiver Plate..... 20, 21
 Relief Valve..... 36
 Retainer,
 Clip Brake..... 12, 14, 16
 Ring..... 53
 Rim..... 18
 Roller
 Head..... 48, 49
 Stop..... 48
 Rubber
 Hook..... 33
 Roller..... 48

-S-

Screen, Top..... 11
 Seal..... 12, 14, 16
 Seat..... 32
 Mount..... 32
 Selector Valve, Gresen
 Sender,..... 8
 Fuel..... 19
 Oil..... 5
 Temperature..... 5
 Sensor
 Arm..... 53
 Clamp..... 53
 Crosstube..... 53
 Flag..... 53
 Mount..... 12, 14, 16
 Sheave..... 50
 Alternator..... 4
 Sheet Metal..... 33
 Shield,
 Bellhousing..... 5
 Wheel Motor..... 12, 14, 16
 Work Station..... 43

Shroud, Radiator..... 11
 SideRail..... 27
 Slow Moving Vehicle Sign..... 33
 Socket, Mounting..... 33
 Spacer,.....

Alternator..... 4
 Fan..... 4
 Steering Pivot..... 26
 Spade Mounting Bracket..... 33
 Spring..... 31
 Sprocket Roller Drive..... 48
 Stack Valve, Electric..... 54
 Stalk Guide..... 34, 48, 50, 51
 Starter..... 5
 Station Clamp..... 43
 Steering

Arm..... 12, 14, 16
 Column..... 28
 Cylinder..... 24
 Motor..... 28
 Motor Mount..... 28
 Pivot..... 26
 Wheel..... 28
 Wheel Cap..... 28

Strap,
 Ground..... 5, 32
 Oil Tank..... 20, 21
 Sundstrand

Pump..... 6, 7
 Wheel Motor..... 12, 13, 14, 15, 16, 17
 Switch,..... 39
 Ignition..... 29
 Light..... 29
 Micro..... 30, 52
 Toggle..... 29

-T-

Taillight..... 33
 Tank,

Fuel..... 19
 Oil..... 20, 21
 Radiator Recovery..... 11
 Tassel Deflector..... 48
 Tasselrol Box..... 52
 Temperature

Gauge..... 29
 Sender..... 5
 Throttle

Cable..... 31
 Lever..... 31
 Lever Mount..... 31
 Tie Bar..... 43, 44
 Tie Clamp..... 44
 Tie Plate, Crossmember..... 27
 Tie Rod..... 25

Tire..... 18
 Toggle Switch..... 29
 Tool Bar..... 43, 44, 45
 Clamp Keeper..... 45
 Torque Hub..... 12, 13, 14, 15, 16, 17
 Tube, Hydraulic..... 12, 14, 16, 40

-V-

Valve,
 Cessna 3-Spool..... 38
 Check..... 40
 Electric Stalk..... 54
 Gresen One-Spool..... 41
 Gresen Selector..... 8
 Handle..... 38
 Handle Link..... 38
 Mount..... 38
 Relief..... 36

-W-

Weather Cap..... 22
 Wheel Motor
 Shield..... 12, 14, 16
 Sundstrand..... 12, 13, 14, 15, 16, 17
 Wheel, Steering..... 28
 Wiring Diagram..... 63