

HAGIE

**PARTS
MANUAL**

**MODEL
8400**

490559 - BEIGE PAINT
490561 - CHOCOLATE PAINT

493067 - PERKINS ENG MANUAL

PARTS MANUAL
FOR
HAGIE MODEL 8400 HI-TRACTOR

HAGIE MANUFACTURING COMPANY
BOX 273 CLARION, IOWA 50525 (515) 532-2861


COVERS MACHINE SERIAL NUMBERS: 057708001 THRU: 057708060

5-80 493075


SPRAYER IDENTIFICATION

Each Hagie sprayer is identified by means of a frame serial number. This serial number denotes the model, year in which it was built, and the number of the sprayer. As for further identification, the engine has a serial number and the planetary hubs have identification plates that describe the type of mount and gear ratio. To insure prompt, efficient service when ordering parts or requesting service repairs from Hagie Manufacturing Company, record the serial and identification numbers in the space provided below.

Note: Reference to left hand and right hand used throughout this manual refers to the position when seated in the operator's seat facing forward.



SPRAYER SERIAL NUMBER



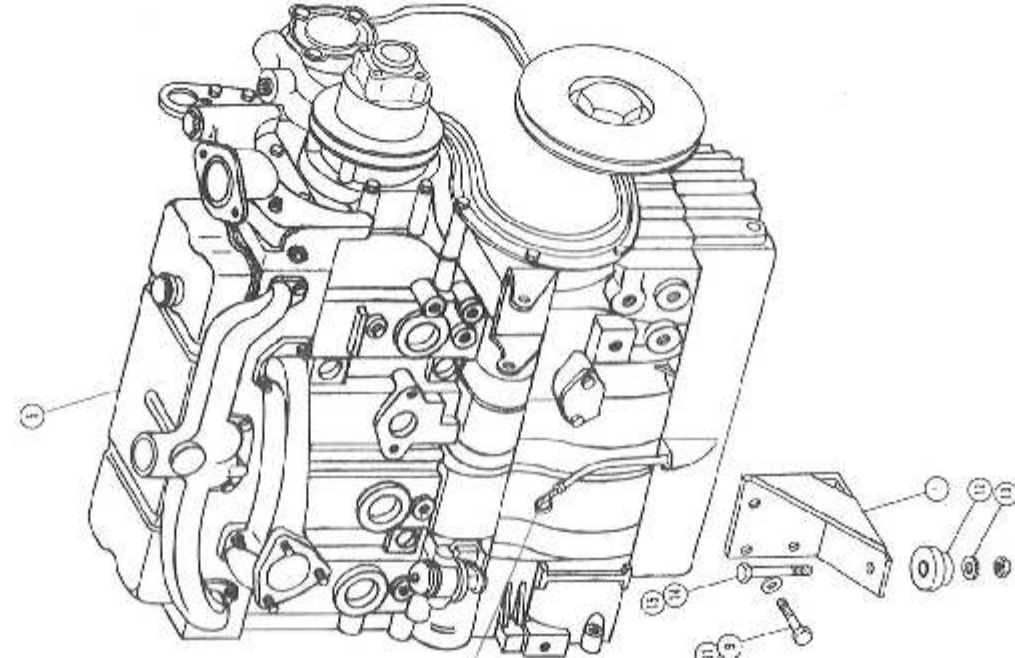
ENGINE SERIAL NUMBER



PLANETARY HUB IDENTIFICATION NUMBERS

Table of Contents

Engine and Pump Components.....	4 - 11
Leg Assemblies.....	12 - 13
Wheel Motor and Steering Cylinders.....	14
Tie Rod Assembly.....	15
Wheel Assembly.....	16
Fuel and Oil.....	17 - 19
Operator Station.....	20 - 23
Console Components.....	24 - 29
Steering Wheel Assembly.....	30
Operator Station Foam.....	31
Solution System.....	32 - 35
Transom, Boom and Lift Components.....	36 - 39
Sheet Metal and Accessories.....	40 - 44
Solution Hosing Diagram.....	45
Planetary Gear Assembly.....	46 - 47
Decals.....	48 - 51
Hydraulic Schematics.....	52 - 55
Electrical Schematics.....	56 - 59
Abbreviations.....	60
Index.....	61

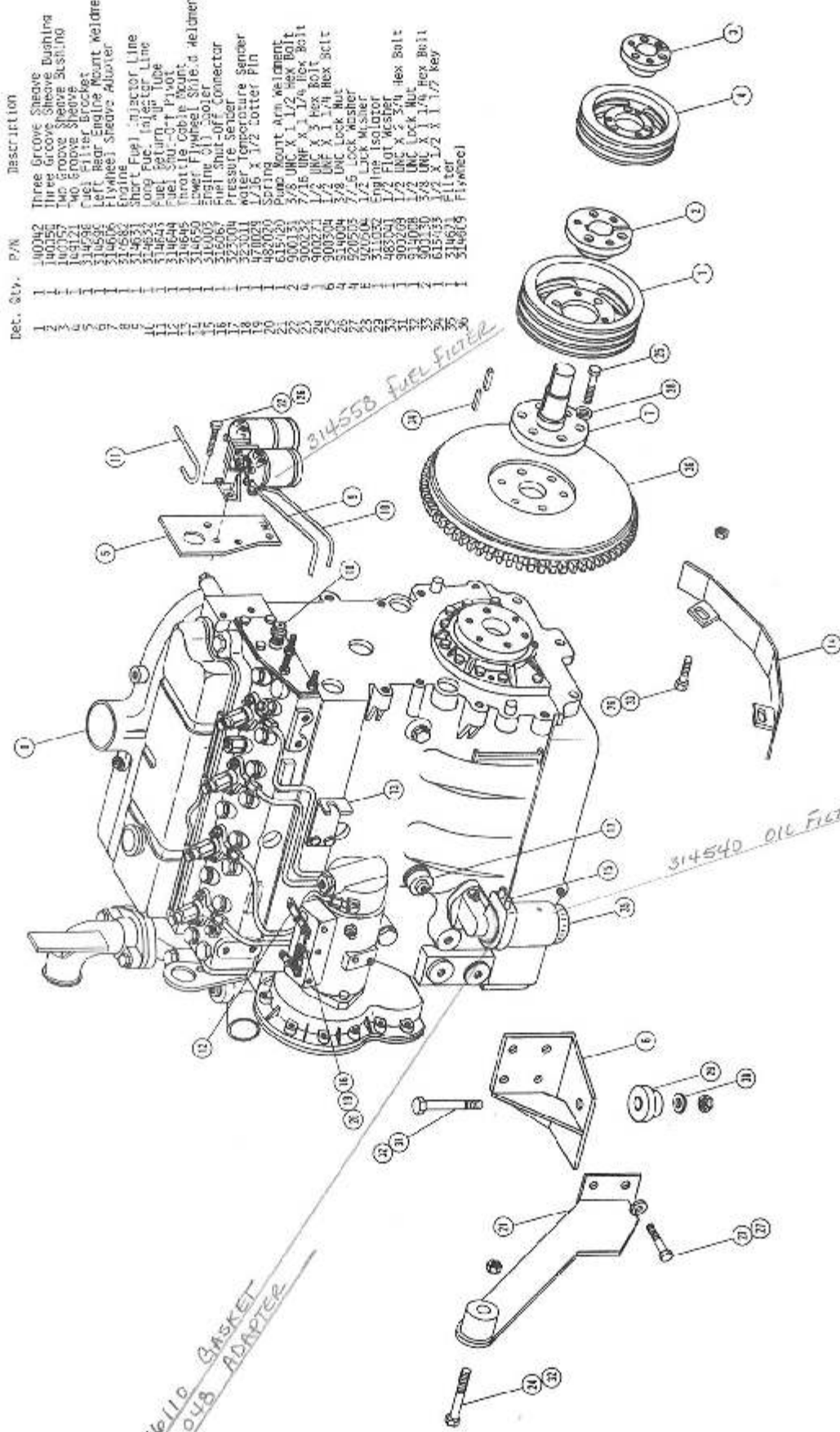


ENGINE ASSEMBLY

QTY.	P/N	DESCRIPTION
1	314602	Right Rear Engine Mount Weldment
1	314617	Water Trap Mount
1	314619	Water Trap Inlet Tube
1	314620	Water Trap Outlet Tube
5	314582	Engine
6	900290	5/16 UNF X 3/4 Hex Bolt
7	900130	3/8 UNC X 1 1/4 Hex Bolt
8	900162	3/8 UNF X 3/4 Hex Bolt
9	900231	7/16 UNF X 1 Hex Bolt
10	914004	3/8 UNC Lock Nut
11	930503	7/16 Lock Washer
12	314032	Engine Isolator
13	485341	1/2 Flat Washer
14	900269	1/2 UNC X 2 3/4 Hex Bolt
15	914008	1/2 UNC Lock Nut

314677 Dipstick

314657 Water Trap



ENGINE ASSEMBLY

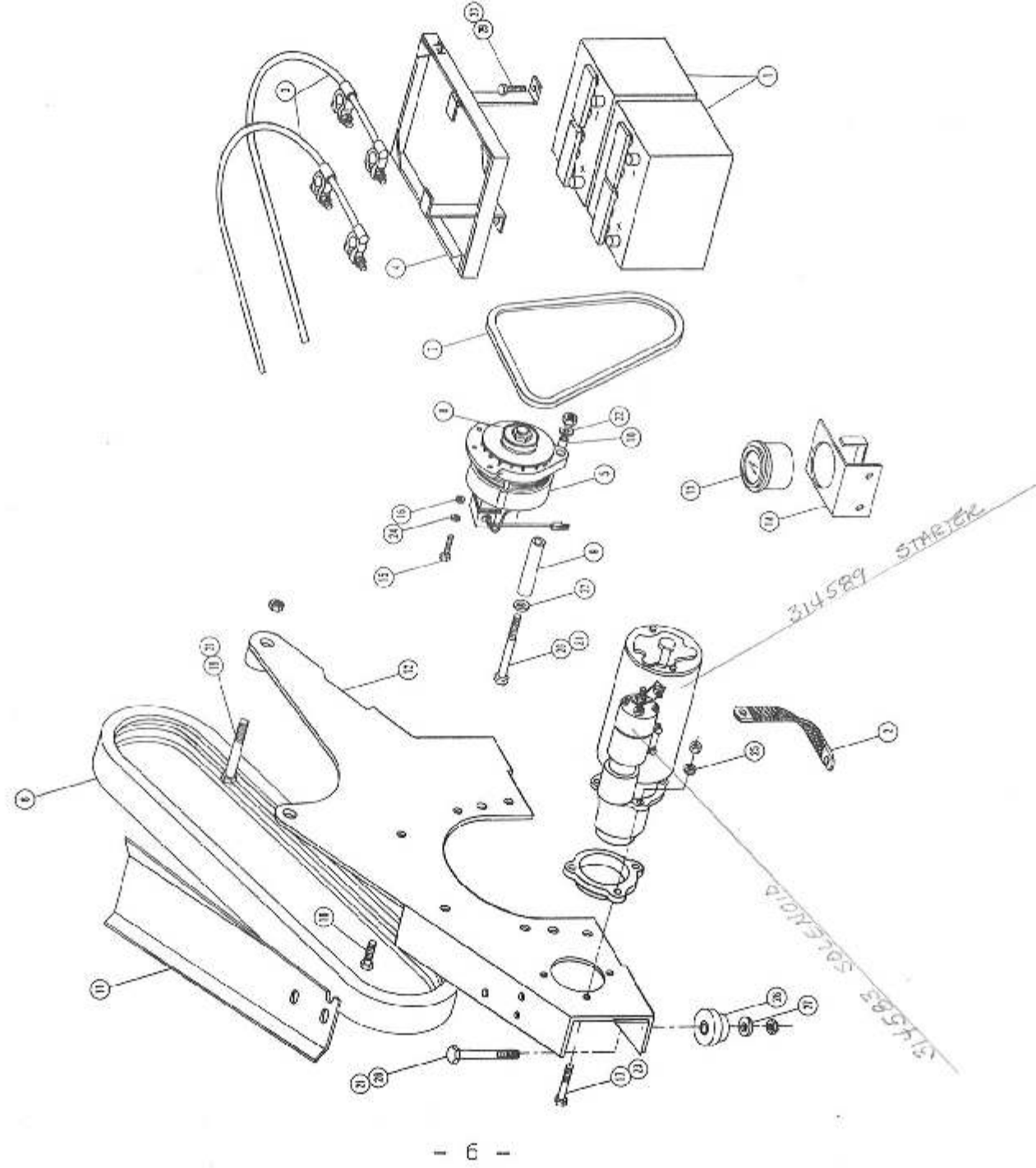
QTY.	P/N	DESCRIPTION
1	400192	Three Groove Sheave
1	400193	Three Groove Sheave Bushing
1	400194	Two Groove Sheave Bushing
1	400195	Two Groove Sheave
1	400196	Cuel Filter Bracket
1	314596	Left Rear Engine Mount Weldment
1	314606	Flywheel Sheave Adapter
1	314588	Engine Fuel Injector Line
1	314621	Short Fuel Injector Line
1	314622	Long Fuel Injector Line
1	314623	Long Return Air Line
1	314624	Fuel Shut-Off Pivot
1	314644	Control Cable Mount
1	314650	Inertia Cable Slide Weldment
1	314651	Engine Oil Cooler
1	326067	Fuel Shut-Off Connector
1	326070	Pressure Sender
1	485342	1/2 Flat Washer
1	485343	1/2 X 1/2 Locking Pin
1	485344	Spring
1	615120	Pump Mount Arm Weldment
1	900131	3/8 UNC X 1 1/2 Hex Bolt
1	900232	7/16 UNF X 1 1/4 Hex Bolt
1	900271	1/8 UNC X 3 Hex Bolt
1	900304	3/8 UNC X 1 1/4 Hex Bolt
1	900305	3/8 UNC Lock Nut
1	900306	3/8 UNC Lock Washer
1	900307	1/2 Lock Washer
1	914032	Engine Isolator
1	485341	1/2 Flat Washer
1	900269	1/2 UNC X 2 3/4 Hex Bolt
1	930503	7/16 Lock Washer
1	900130	3/8 UNF X 3/4 Hex Bolt
1	615120	1/2 X 1 1/2 Key
1	314618	Flange

314558 Fuel Filter

314540 OIL FILTER WILL ALSO WORK

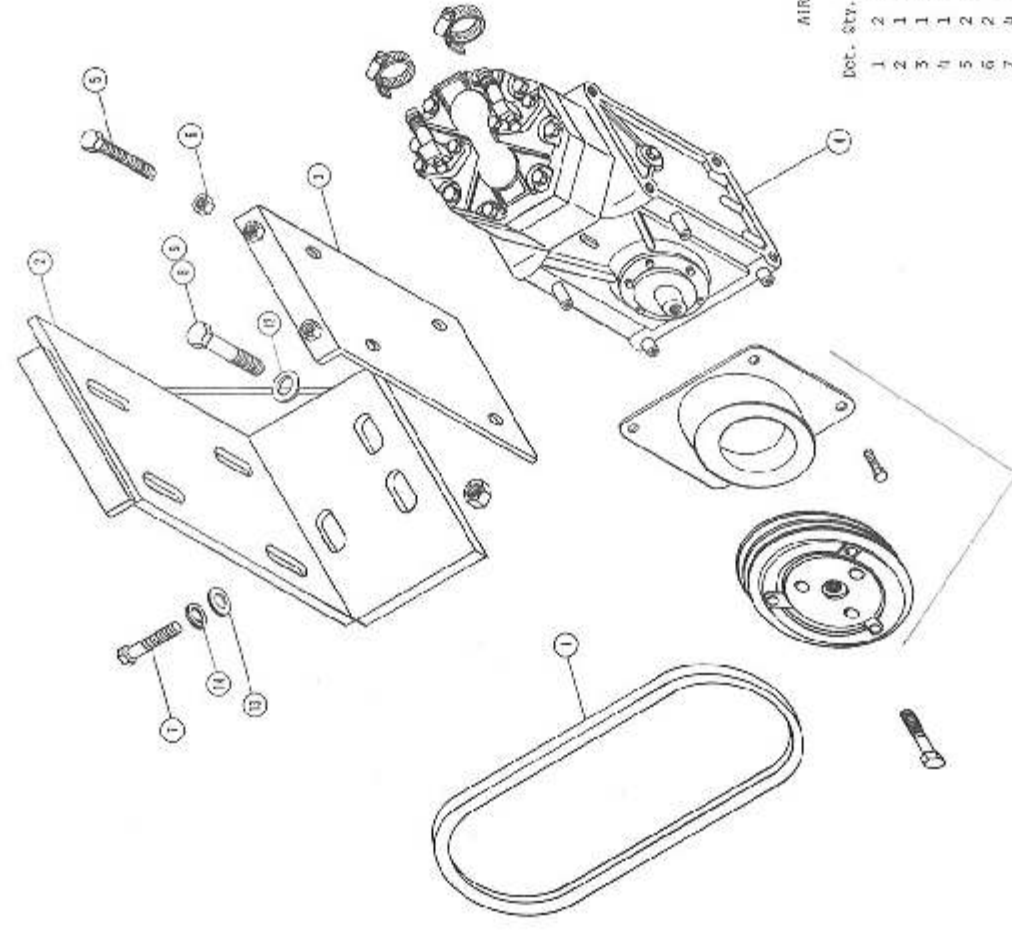
316110 GASKET
316048 ADAPTER

615541 FIELD KIT, BELT TIGHTENER, 8400



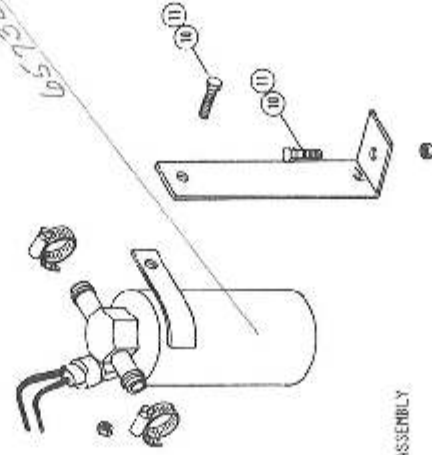
MISCELLANEOUS ENGINE COMPONENTS

Qty.	P/N	Description
1	290013	12 Volt Battery
2	290107	Ground Strap
3	291384	Battery Cable
4	341106	Battery Hold Down
5	310393	55 AMP Alternator
6	140354	Power Band Belt
7	140356	Belt
8	141322	Alternator Sheave
9	314512	Alternator Sancer, Lock
10	314513	Start Alternator Spacer
11	314548	Belt Cover
12	314521	Belt Housing Weldment
13	291205	Hour Meter
14	656326	Four Meter Mounting Bracket
15	900064	5/16 UNC X 3/4 Hex Bolt
16	920001	5/16 SAE Flat Washer
17	900133	3/8 UNC X 2 Hex Bolt
18	900162	3/8 UNF X 3/4 Hex Bolt
19	900271	1/2 UNC X 3 1/4 Hex Bolt
20	900275	1/2 UNC X 4 1/2 Hex Bolt
21	914208	1/2 UNC Lock Nut
22	920704	1/2 SAE Flat Washer
23	914304	3/8 UNC Lock Nut
24	920501	5/16 Lock Washer
25	920102	3/8 SAE Flat Washer
26	311332	Engine Isolator
27	483341	1/2 Flat Washer
28	900263	1/2 UNC X 2 3/4 Hex Bolt
29	900154	3/8 UNC X 2 1/2 Hex Bolt



AIR CONDITIONER COMPRESSOR PUMP ASSEMBLY

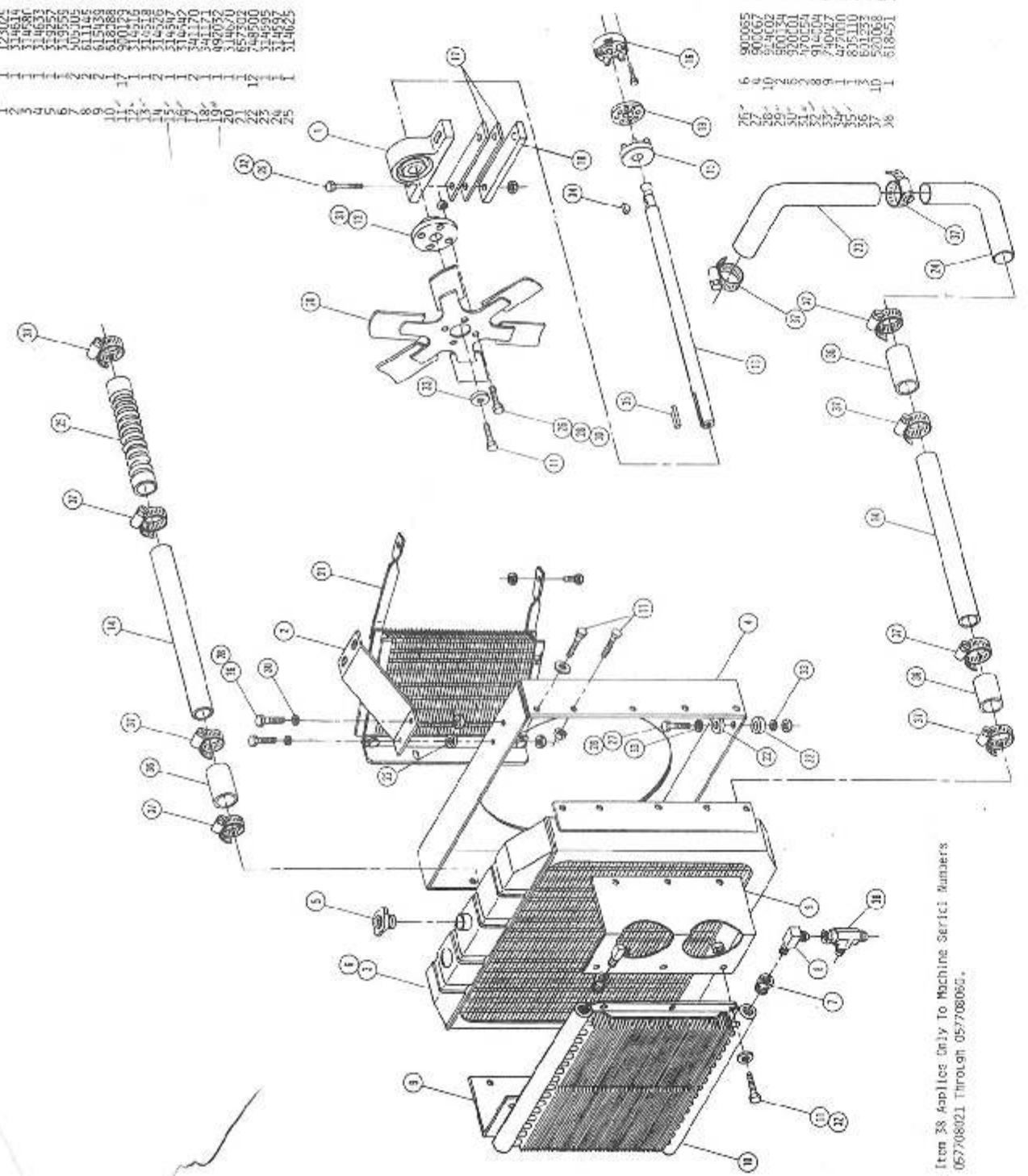
Qty.	P/N	Description
1	49109	Compressor Pump Bolt 3/8-5/8
2	314553	Compressor Pump Mount Weldment
3	657176	Compressor Pump Adjustment Weldment
4	657301	Air Conditioner Compressor Pump K:t
5	901136	3/8 UNC X 3 Full Thread Bolt
6	910034	3/8 UNC Hex Nut
7	900130	3/8 UNC X 1 1/4 Hex Bolt
8	900265	1/2 UNC X 1 1/2 Hex Bolt
9	914308	1/2 UNC Lock Nut
10	470118	1/4 UNC X 3/4 Flanged Bolt
11	470121	1/4 UNC Flanged Lock Nut
12	920004	1/2 SAE Flat Washer
13	920002	3/8 SAE Flat Washer
14	920502	3/8 Lock Washer



2170 ELECT. STARTER
...version refer

RADIATOR AND FILL COOLER ASSEMBLY

Part No.	Qty.	Description
123105	1	Blk Block Bearing With Collar
314614	1	Cap Radiator Tube
314615	1	Radiator Shroud
314616	1	Radiator Cap
314617	1	Lock Washer
314618	1	Lock Washer
314619	1	Cap Nut
314620	1	Cap Nut
314621	1	Cap Nut
314622	1	Cap Nut
314623	1	Cap Nut
314624	1	Cap Nut
314625	1	Cap Nut
314626	1	Cap Nut
314627	1	Cap Nut
314628	1	Cap Nut
314629	1	Cap Nut
314630	1	Cap Nut
314631	1	Cap Nut
314632	1	Cap Nut
314633	1	Cap Nut
314634	1	Cap Nut
314635	1	Cap Nut
314636	1	Cap Nut
314637	1	Cap Nut
314638	1	Cap Nut
314639	1	Cap Nut
314640	1	Cap Nut
314641	1	Cap Nut
314642	1	Cap Nut
314643	1	Cap Nut
314644	1	Cap Nut
314645	1	Cap Nut
314646	1	Cap Nut
314647	1	Cap Nut
314648	1	Cap Nut
314649	1	Cap Nut
314650	1	Cap Nut
314651	1	Cap Nut
314652	1	Cap Nut
314653	1	Cap Nut
314654	1	Cap Nut
314655	1	Cap Nut
314656	1	Cap Nut
314657	1	Cap Nut
314658	1	Cap Nut
314659	1	Cap Nut
314660	1	Cap Nut
314661	1	Cap Nut
314662	1	Cap Nut
314663	1	Cap Nut
314664	1	Cap Nut
314665	1	Cap Nut
314666	1	Cap Nut
314667	1	Cap Nut
314668	1	Cap Nut
314669	1	Cap Nut
314670	1	Cap Nut
314671	1	Cap Nut
314672	1	Cap Nut
314673	1	Cap Nut
314674	1	Cap Nut
314675	1	Cap Nut
314676	1	Cap Nut
314677	1	Cap Nut
314678	1	Cap Nut
314679	1	Cap Nut
314680	1	Cap Nut
314681	1	Cap Nut
314682	1	Cap Nut
314683	1	Cap Nut
314684	1	Cap Nut
314685	1	Cap Nut
314686	1	Cap Nut
314687	1	Cap Nut
314688	1	Cap Nut
314689	1	Cap Nut
314690	1	Cap Nut
314691	1	Cap Nut
314692	1	Cap Nut
314693	1	Cap Nut
314694	1	Cap Nut
314695	1	Cap Nut
314696	1	Cap Nut
314697	1	Cap Nut
314698	1	Cap Nut
314699	1	Cap Nut
314700	1	Cap Nut

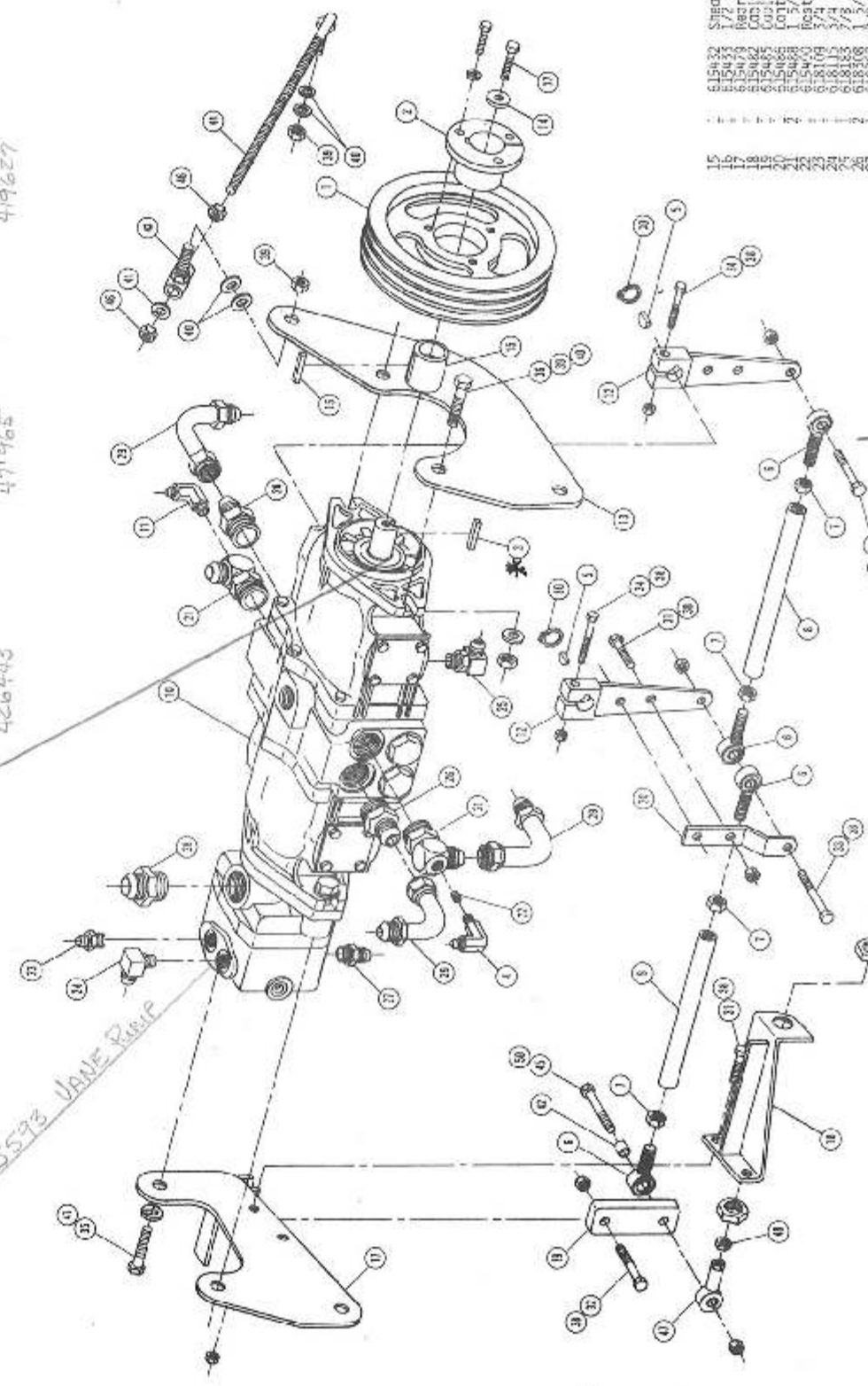


Note: Item 38 Applies Only To Machine Serial Numbers 057708021 Through 057708050.

Part No.	Description
900065	5/16 UNC X 1 Hex Bolt
900066	5/16 UNC X 1 1/2 Hex Bolt
900067	5/16 UNC Lock Nut
900068	5/16 UNC X 1/2 Hex Bolt
900069	5/16 UNC Flat Washer
900070	5/16 UNC Flat Washer
900071	5/16 UNC Lock Nut
900072	5/16 UNC Lock Nut
900073	5/16 UNC Lock Nut
900074	5/16 UNC Lock Nut
900075	5/16 UNC Lock Nut
900076	5/16 UNC Lock Nut
900077	5/16 UNC Lock Nut
900078	5/16 UNC Lock Nut
900079	5/16 UNC Lock Nut
900080	5/16 UNC Lock Nut
900081	5/16 UNC Lock Nut
900082	5/16 UNC Lock Nut
900083	5/16 UNC Lock Nut
900084	5/16 UNC Lock Nut
900085	5/16 UNC Lock Nut
900086	5/16 UNC Lock Nut
900087	5/16 UNC Lock Nut
900088	5/16 UNC Lock Nut
900089	5/16 UNC Lock Nut
900090	5/16 UNC Lock Nut
900091	5/16 UNC Lock Nut
900092	5/16 UNC Lock Nut
900093	5/16 UNC Lock Nut
900094	5/16 UNC Lock Nut
900095	5/16 UNC Lock Nut
900096	5/16 UNC Lock Nut
900097	5/16 UNC Lock Nut
900098	5/16 UNC Lock Nut
900099	5/16 UNC Lock Nut
900100	5/16 UNC Lock Nut

610365 SHAFT 471965
 426443
 610368 SEAL
 610367 BEARINGS
 610366 WAFER P.D.
 424461

615578 UJME RING



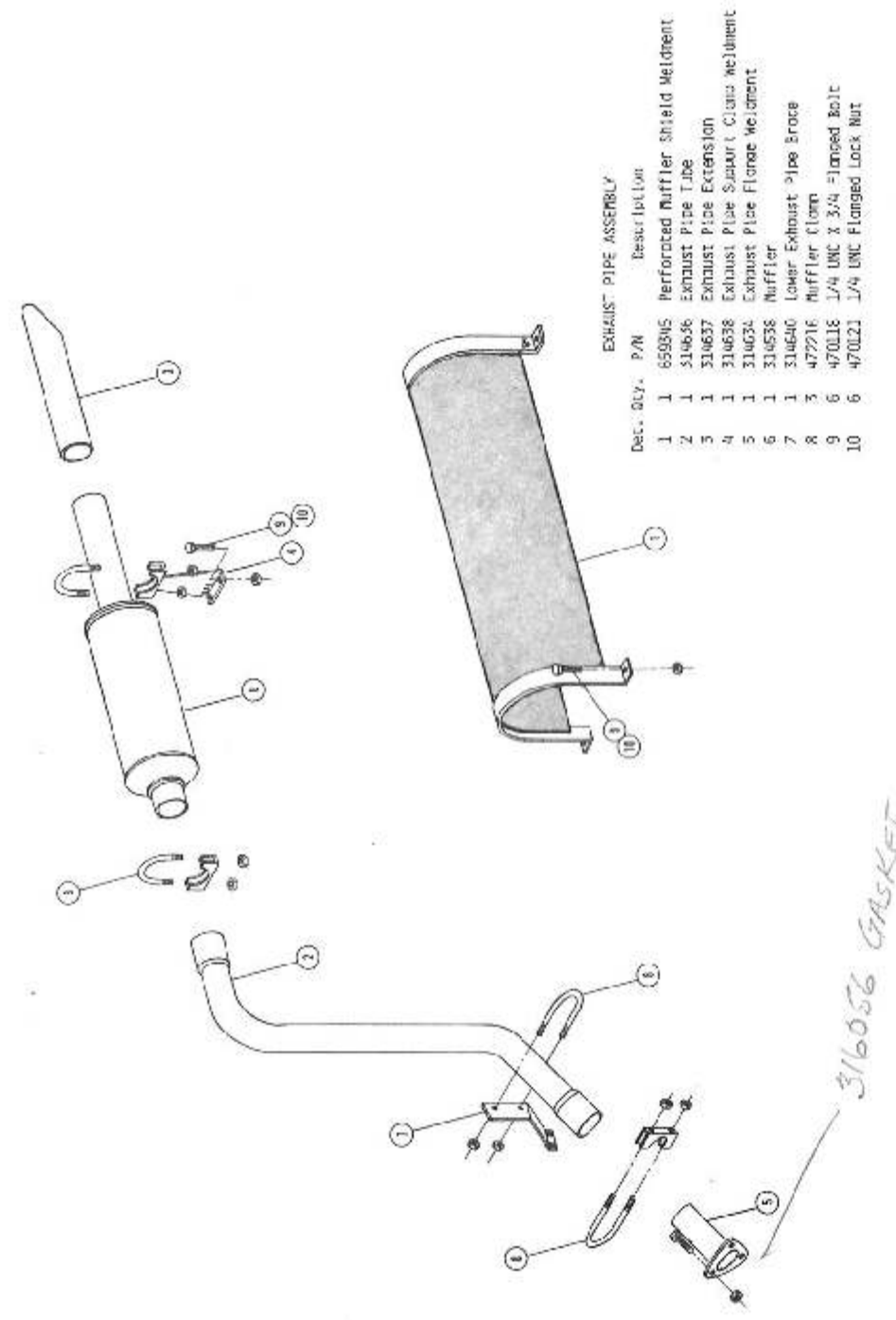
785048 1981 CABLE 70" VICKERS
 785017 Sund. Conversion 104"
 Have them measure the cable

Part No.	Qty.	Description
190052	1	3 Stroke Sheave
190053	1	Bushing 3/8 Bore
190054	1	1/4 X 1/4 X 7/8 SCS
190055	1	1/4 X 1/4 X 7/8 SCS
190056	1	1/4 X 1/4 X 7/8 SCS
190057	1	1/4 X 1/4 X 7/8 SCS
190058	1	1/4 X 1/4 X 7/8 SCS
190059	1	1/4 X 1/4 X 7/8 SCS
190060	1	1/4 X 1/4 X 7/8 SCS
190061	1	1/4 X 1/4 X 7/8 SCS
190062	1	1/4 X 1/4 X 7/8 SCS
190063	1	1/4 X 1/4 X 7/8 SCS
190064	1	1/4 X 1/4 X 7/8 SCS
190065	1	1/4 X 1/4 X 7/8 SCS
190066	1	1/4 X 1/4 X 7/8 SCS
190067	1	1/4 X 1/4 X 7/8 SCS
190068	1	1/4 X 1/4 X 7/8 SCS
190069	1	1/4 X 1/4 X 7/8 SCS
190070	1	1/4 X 1/4 X 7/8 SCS
190071	1	1/4 X 1/4 X 7/8 SCS
190072	1	1/4 X 1/4 X 7/8 SCS
190073	1	1/4 X 1/4 X 7/8 SCS
190074	1	1/4 X 1/4 X 7/8 SCS
190075	1	1/4 X 1/4 X 7/8 SCS
190076	1	1/4 X 1/4 X 7/8 SCS
190077	1	1/4 X 1/4 X 7/8 SCS
190078	1	1/4 X 1/4 X 7/8 SCS
190079	1	1/4 X 1/4 X 7/8 SCS
190080	1	1/4 X 1/4 X 7/8 SCS
190081	1	1/4 X 1/4 X 7/8 SCS
190082	1	1/4 X 1/4 X 7/8 SCS
190083	1	1/4 X 1/4 X 7/8 SCS
190084	1	1/4 X 1/4 X 7/8 SCS
190085	1	1/4 X 1/4 X 7/8 SCS
190086	1	1/4 X 1/4 X 7/8 SCS
190087	1	1/4 X 1/4 X 7/8 SCS
190088	1	1/4 X 1/4 X 7/8 SCS
190089	1	1/4 X 1/4 X 7/8 SCS
190090	1	1/4 X 1/4 X 7/8 SCS
190091	1	1/4 X 1/4 X 7/8 SCS
190092	1	1/4 X 1/4 X 7/8 SCS
190093	1	1/4 X 1/4 X 7/8 SCS
190094	1	1/4 X 1/4 X 7/8 SCS
190095	1	1/4 X 1/4 X 7/8 SCS
190096	1	1/4 X 1/4 X 7/8 SCS
190097	1	1/4 X 1/4 X 7/8 SCS
190098	1	1/4 X 1/4 X 7/8 SCS
190099	1	1/4 X 1/4 X 7/8 SCS
190100	1	1/4 X 1/4 X 7/8 SCS

Note: Machine Serial Numbers 057708021 Through 057708050 Use (1) 615498 - 2mm Nut Plate and (1) 615500 - 2mm Nut Adjustment Plate in Place of Item 17.

615487 13.6AL. RING SPECIAL FOR FEW GEORGES

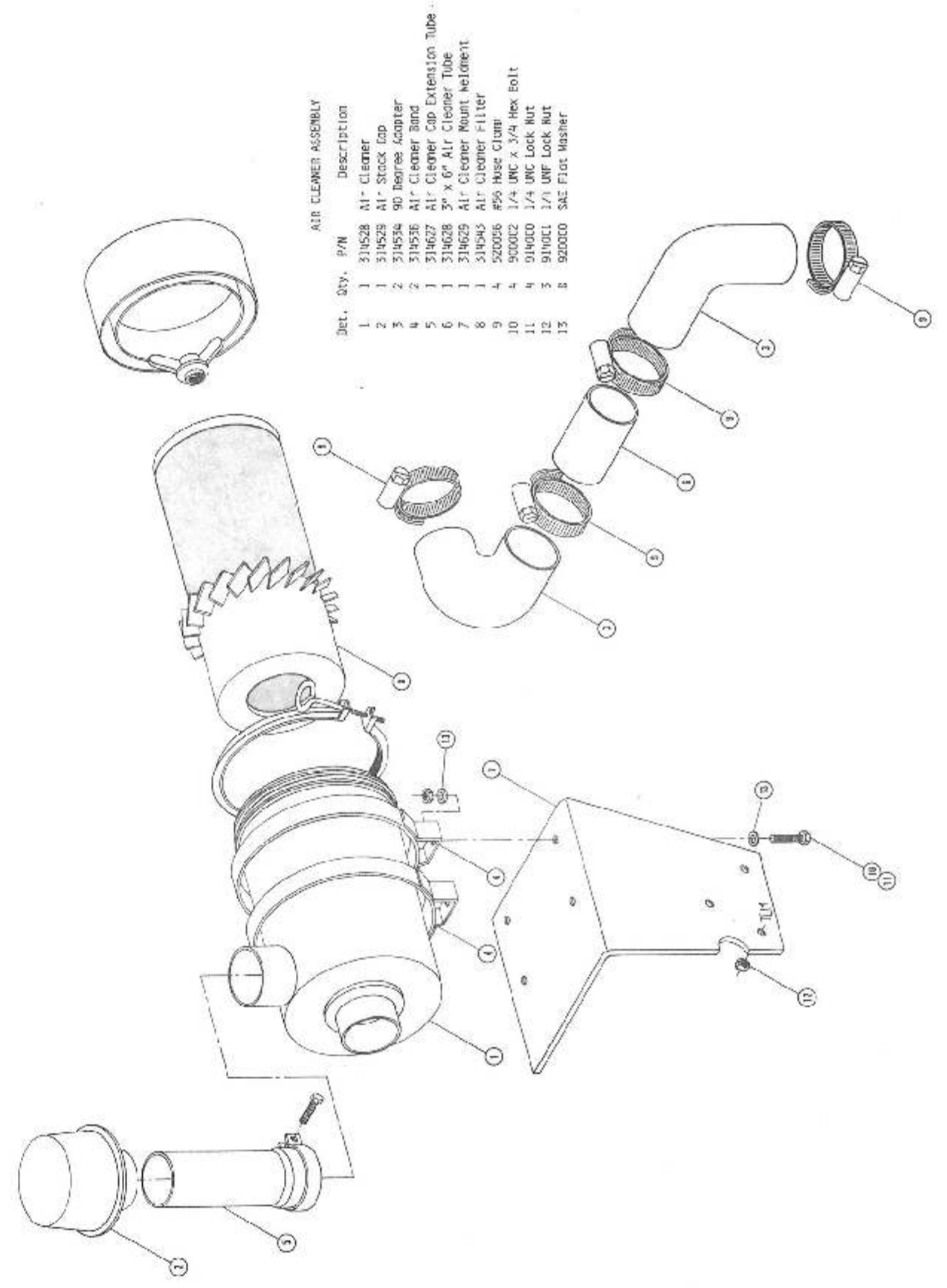
"Sundstrand Conversion" refer to U.E.C. # 000812 for complete list of parts



EXHAUST PIPE ASSEMBLY

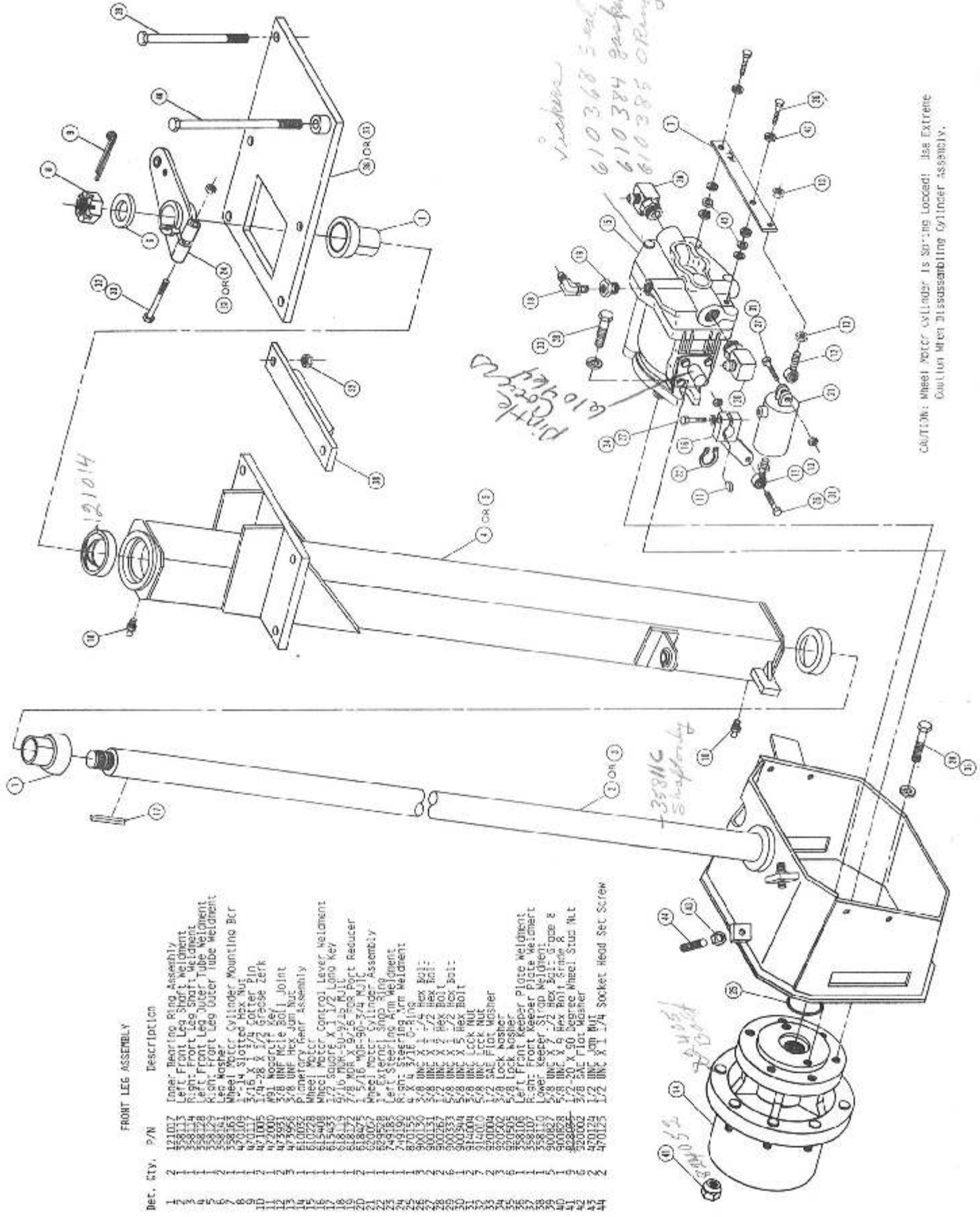
Qty.	P/N	Description
1	6508NS	Perforated Muffler Shield Weldment
2	314636	Exhaust Pipe Tube
3	314637	Exhaust Pipe Extension
4	314638	Exhaust Pipe Substr (Clamp Weldment)
5	314634	Exhaust Pipe Flange Weldment
6	314538	Muffler
7	314640	Lower Exhaust Pipe Brace
8	477216	Muffler Clamp
9	470118	1/4 UNC X 3/4 Flanged Bolt
10	470121	1/4 UNC Flanged Lock Nut

316056 GASKET



AIR CLEANER ASSEMBLY

Qty.	P/N	Description
1	314528	AI- Cleaner
2	314529	AI- Stack Cap
3	314534	90 Degree Adapter
4	314536	AI- Cleaner Band
5	314627	AI- Cleaner Cap Extension Tube
6	314628	3" X 6" AI- Cleaner Tube
7	314629	AI- Cleaner Mount Weldment
8	314945	AI- Cleaner Filter
9	520056	#95 Hose Clamp
10	900002	1/4 UNC X 3/4 Hex Bolt
11	914000	1/4 UNC Lock Nut
12	914001	1/4 UNC Lock Nut
13	920000	SAE Flat Washer



FRONT LEG ASSEMBLY

DET. QTY.	P/N	Description
1	121014	Inner Bearing Ring Assembly
1	22113	Left Front Leg Shaft Weldment
1	358314	Right Front Leg Shaft Weldment
1	358315	Left Front Leg Outer Tube Weldment
1	358316	Right Front Leg Outer Tube Weldment
1	358317	Leg Washer
1	358318	Wheel Motor Cylinder Mounting Bar
1	358319	1 3/4 Slotted Hex Nut
1	401000	3/8 x 2 1/2 Groove Lock
1	401001	891 Norgalite Seal Kit
1	475000	3/8 UNF Male Bolt Joint
1	475001	3/8 UNF Hex Jam Nut
1	510002	Planetary Gear Assembly
1	510003	Wheel Motor Control Lever Weldment
1	510004	Wheel Motor Control Lever Key
1	510005	610 Slotted Hex Nut
1	510006	610 Slotted Hex Key
1	510007	1.5/16 NDC X 5/8 Flat Reducer
1	510008	Wheel Motor Shaft Ring
1	510009	External Snap Ring
1	510010	Right Steering Arm Weldment
1	510011	Left Steering Arm Weldment
1	510012	1 1/2 x 1 1/2 Hex Bolt
1	510013	1 1/2 x 1 1/2 Hex Bolt
1	510014	1 1/2 x 1 1/2 Hex Bolt
1	510015	1 1/2 x 1 1/2 Hex Bolt
1	510016	3/8 UNF Lock Nut
1	510017	3/8 UNF Flat Washer
1	510018	1 1/2 Lock Washer
1	510019	1 1/2 Lock Washer
1	510020	Left Front Keeper Plate Weldment
1	510021	Right Front Keeper Plate Weldment
1	510022	Lower Keeper Strap Weldment
1	510023	5/8 UNC X 7/2 Hex Bolt Gage R
1	510024	5/8 UNC X 6 Hex Bolt Gage R
1	510025	1 1/2 x 1 1/2 x 30 Degree Wheel Stud Nut
1	510026	1 1/2 UNF Flat Washer
1	510027	1 1/2 UNF Jam Nut
1	510028	1 1/2 UNF X 1 1/4 Socket Head Set Screw

REAR LEG ASSEMBLY

DET. QTY.	P/N	Description
1	601000	Speeder Sensor
1	601001	Left Rear Leg Weldment
1	601002	Right Rear Leg Weldment
1	601003	Wheel Motor Cylinder Mounting Bar
1	601004	Wheel Motor Cylinder Shield
1	601005	1 1/2 x 1 1/2 Hex Nut
1	601006	3/8 UNF Male Bolt Joint
1	601007	5/8 UNF Hex Jam Nut
1	601008	Planetary Gear Assembly
1	601009	Wheel Motor Control Lever
1	601010	1.5/16 NDC X 5/8 Flat Reducer
1	601011	Wheel Motor Shaft Ring
1	601012	External Snap Ring
1	601013	Brake Actuator Clip
1	601014	Brake Flange Mount
1	601015	Brake Line Mount
1	601016	Brake Lock Solenoid
1	601017	Brake Lock Hub
1	601018	Taber Lock Hub
1	601019	Speedometer Sensor Disc
1	601020	Speedometer Sensor Mount
1	601021	1 1/4 x 2 1/2 Repair O-Ring
1	601022	1 1/4 UNF x 90 Degree Wheel Stud Nut
1	601023	1 1/4 UNF x 3/2 Hex Bolt
1	601024	5/8 UNF x 1 1/4 Hex Bolt
1	601025	5/8 UNF x 1 1/2 Hex Bolt
1	601026	5/8 UNF x 1 1/2 Hex Bolt
1	601027	5/8 UNF Lock Nut
1	601028	5/8 UNF Flat Washer
1	601029	5/8 SAE Flat Washer
1	601030	5/8 SAE Flat Washer
1	601031	5/8 UNF Lock Washer
1	601032	5/8 UNF Lock Washer
1	601033	5/8 UNF x 7/2 Hex Bolt - Grade 8
1	601034	Brake Pad

Note: Items 2, 25, and 26 Apply To Right Leg Only.

Vickers R, Nit Seal 610379

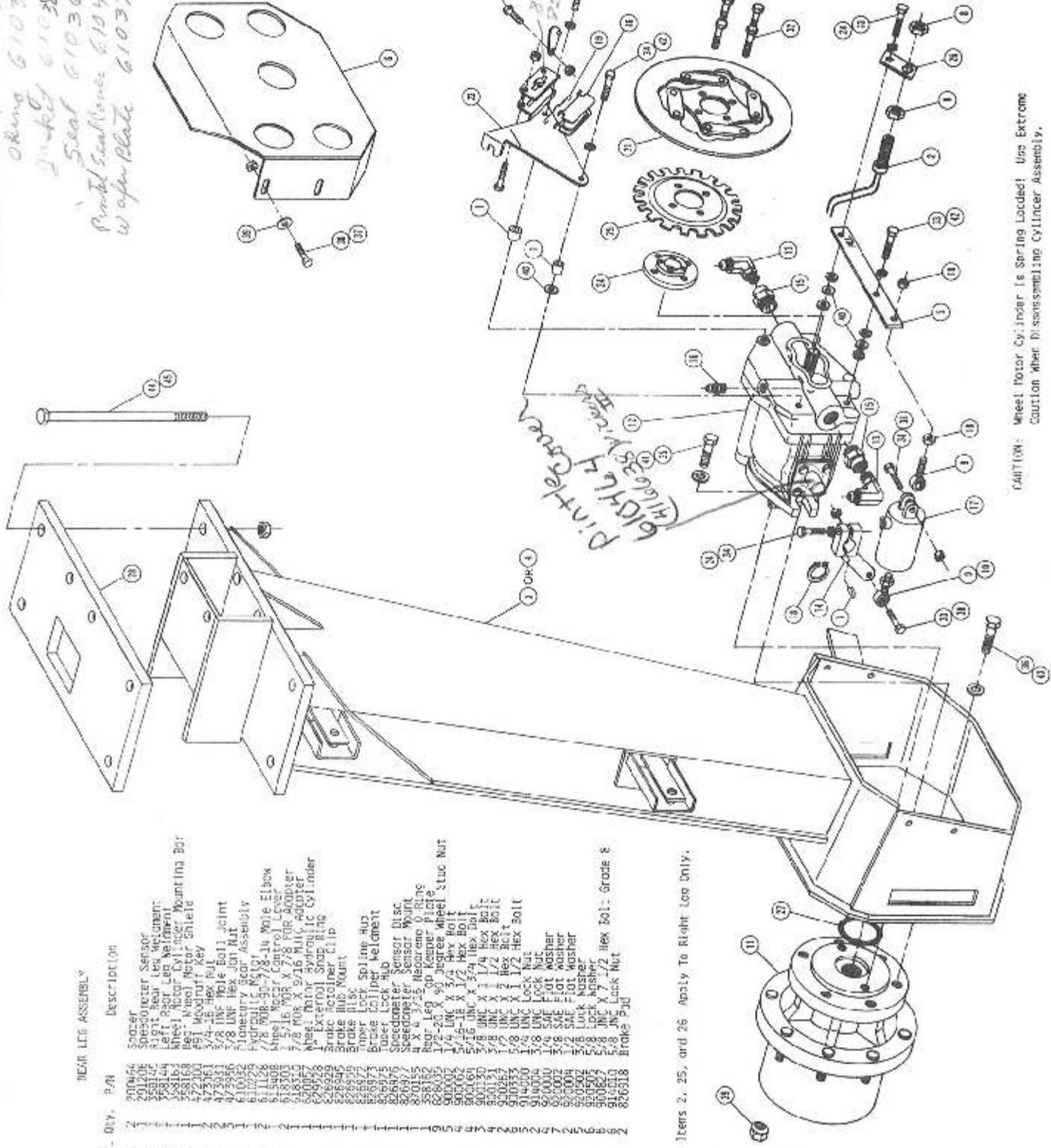
O Ring 610385

2 1/2 Key 610384

Nit Seal/Vickers 610368

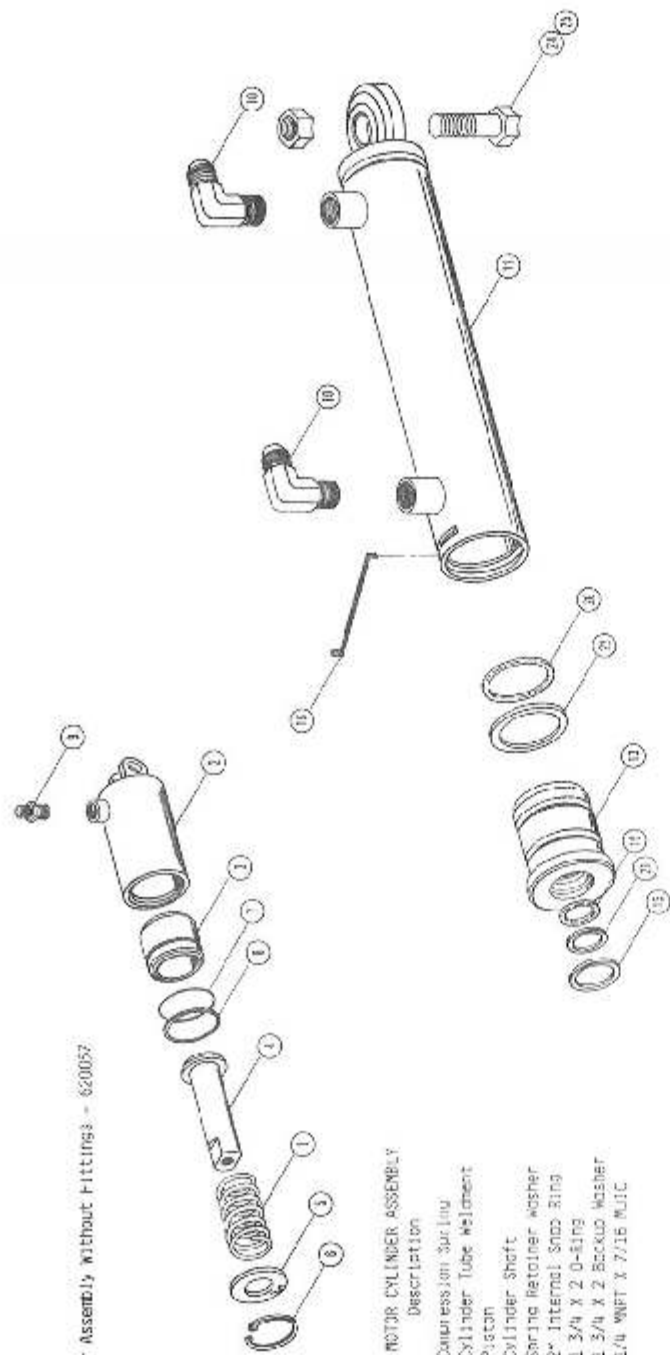
Wiper Plate 610454

Wiper Plate 610378



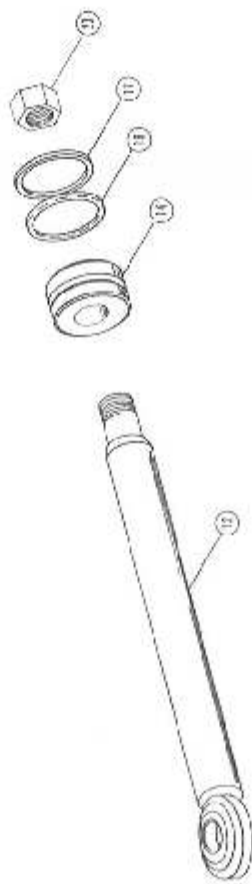
CAUTION: Wheel Motor Cylinder Is Spring Loaded! Use Extreme Caution When Disassembling Cylinder Assembly.

Cylinder Assembly Without Fittings - 620057



WHEEL MOTOR CYLINDER ASSEMBLY

Det. Qty.	P/N	Description
1	482004	Cap screw Jan. 3/4" long
2	620028	Cylinder Tube Weldment
3	620099	Piston
4	620127	Cylinder Shaft
5	620128	Spring Retainer Washer
6	429505	2" Internal Snap Ring
7	870224	1 3/4" X 2 O-Ring
8	890224	1 3/4" X 2 Backup Washer
9	EL8498	1/4" WHT X 7/16" NUT

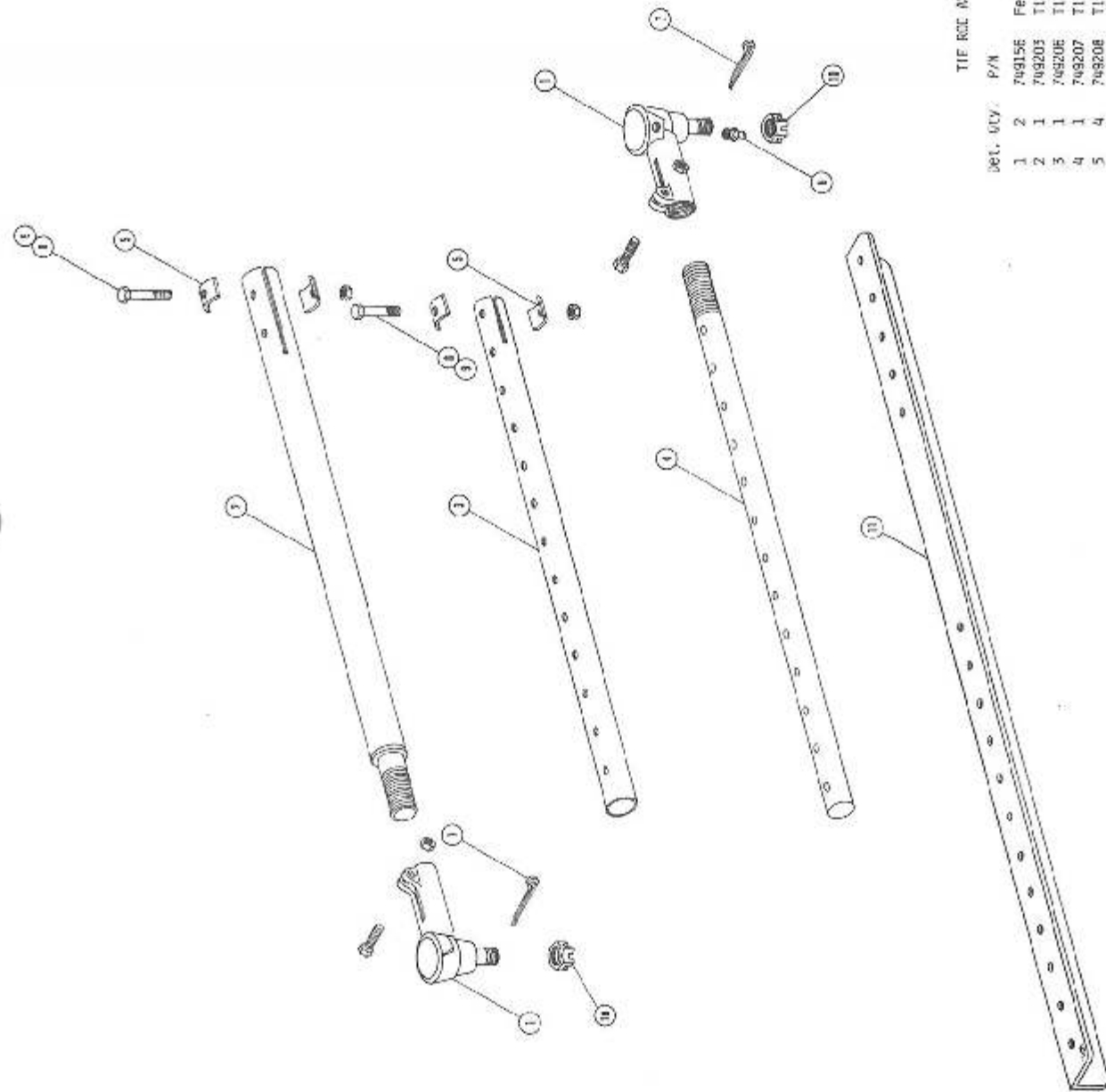


STEERING CYLINDER ASSEMBLY - 620060

Det	Qty.	P/N	Description
10	2	611122	1/4" NPT-90-9/16 Male Elbow
11	1	620146	Steering Cylinder Tube Weldment
12	1	620148	Steering Cylinder Shaft Weldment
13	1	620271	Bearing
14	1	620272	Piston
15	1	629028	Kicker
16	1	629529	Lock Ring
17	1	629656	Piston Seal
18	1	870025	1 3/16" X 1 5/16" O-Ring
19	1	870200	3/4" X 1 Neoprene O-Ring
20	1	870208	1 1/4" X 1 1/2" Neoprene O-Ring
21	1	850200	3/4" X 1 Backup Washer
22	1	850208	1 1/4" X 1 1/2" Backup Washer
23	1	914089	1/2" UNF Lock Nut
24	1	900337	5/8" UNC X 2 3/4" Hex Bolt
25	1	014000	5/8" UNC Lock Nut

Cylinder Assembly With Fittings - 620059

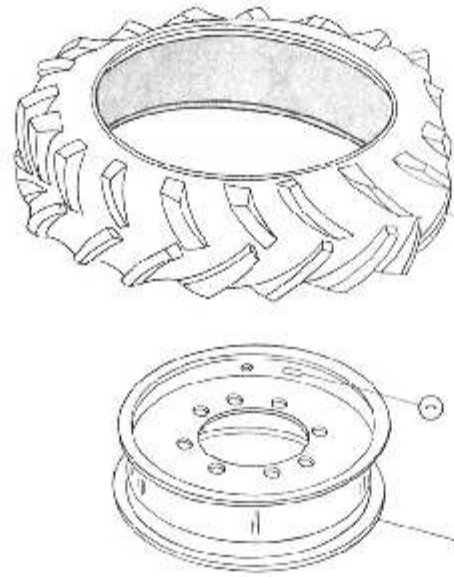
620059 - CYLINDER
620999 - O-RING



TIE ROD ASSEMBLY

Det. Qty.	P/N	Description
1	749156	Female Socket Assembly
2	749203	Tie Rod Outer Tube Weldment
3	749206	Tie Rod Inner Tube
4	749207	Tie Rod Inner Shaft
5	749208	Tie Rod Clamp
6	471021	Grease Zerk
7	470032	1/8" X 1 1/2" Cotter Pin
8	900335	3/8" UNC X 2 3/4" Hex Bolt
9	914004	5/8" UNF Lock Nut
10	827040	5/8" UNF Slotted Hex Nut
11	749214	Tie Rod Stiffener Angle

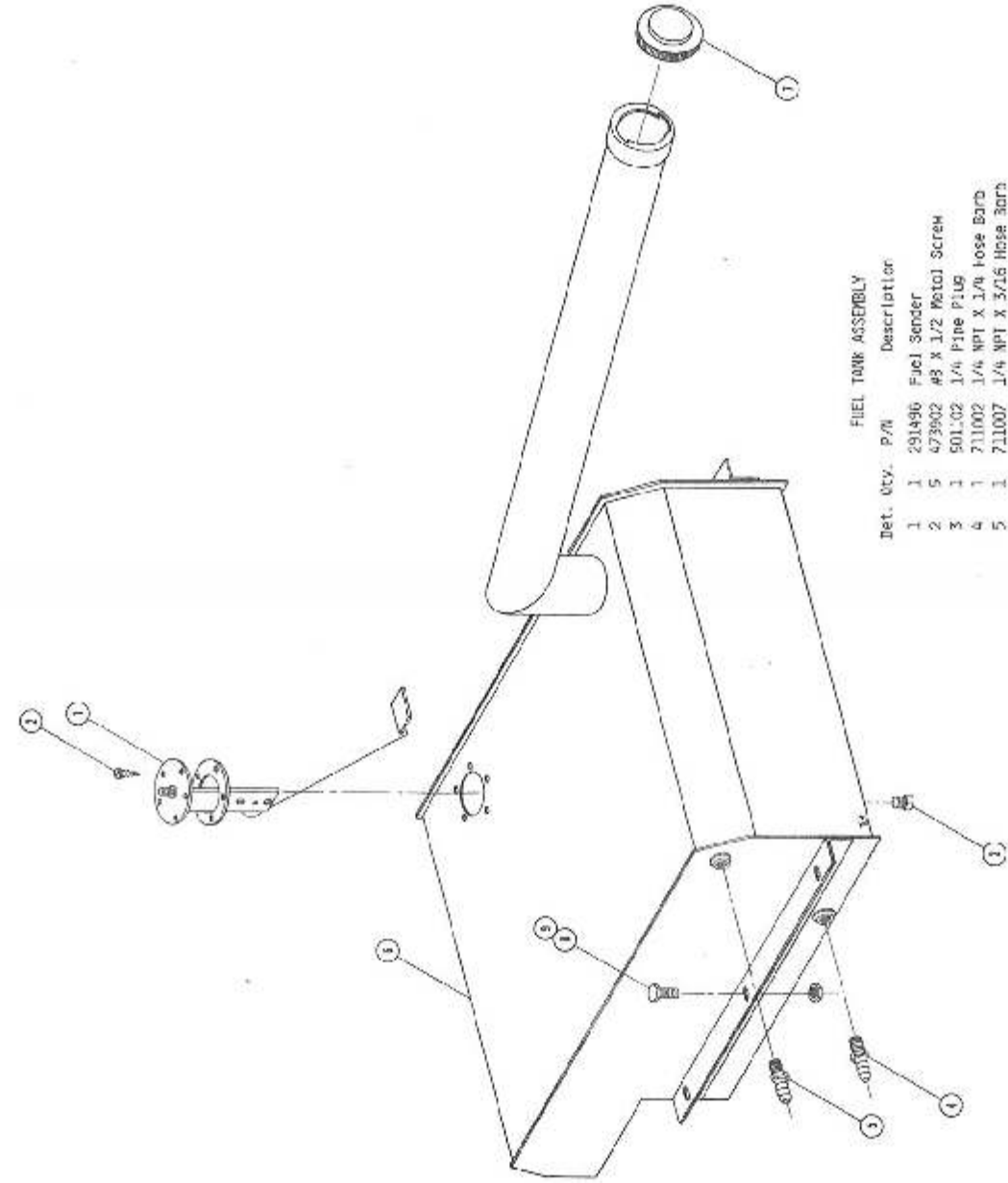
740441 RUBBER BOOT ON TIE ROD END



TIRE AND WHEEL ASSEMBLY

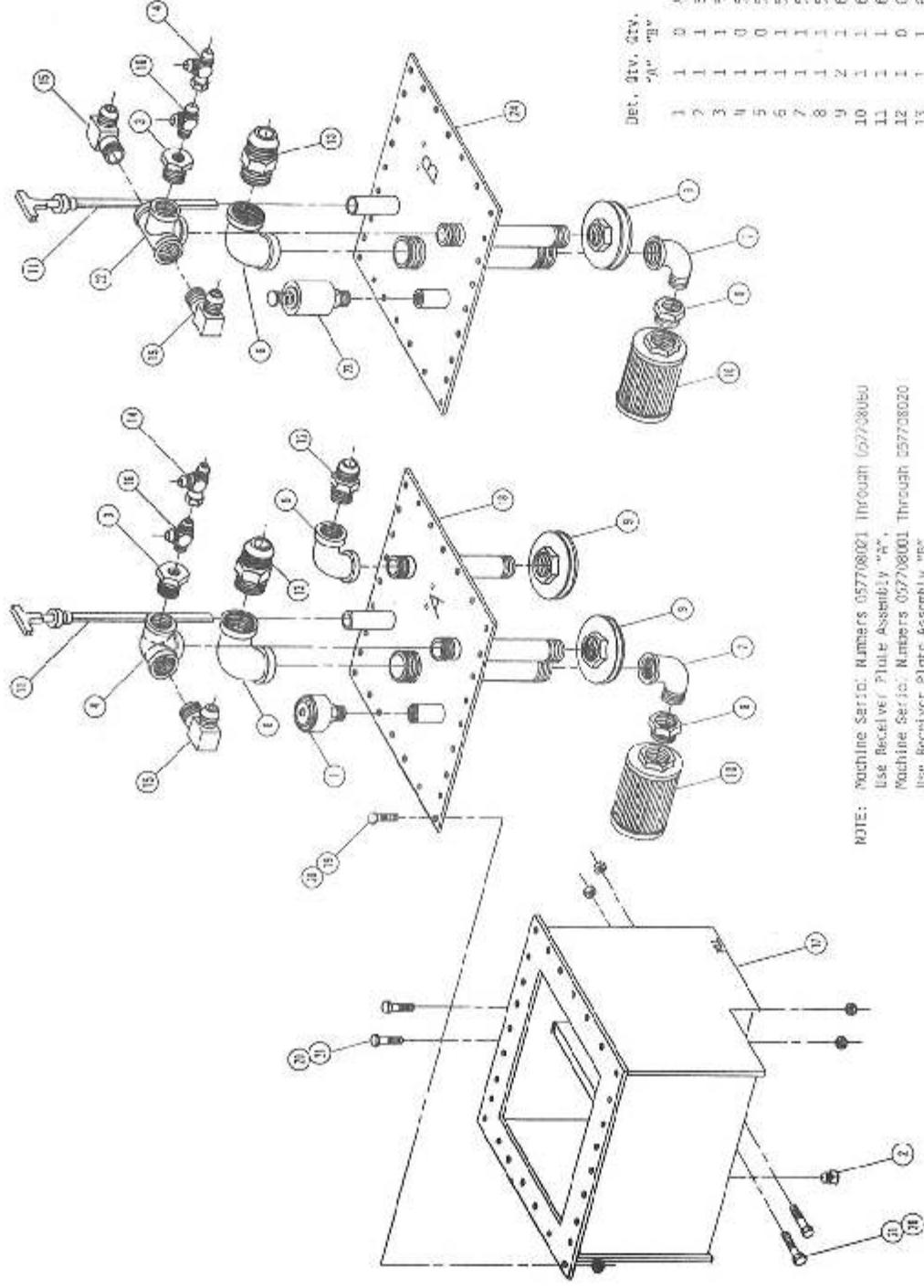
Det.	Qty.	P/N	Description
1	1	823504	11.2 X 24 Tractor Tire
2	1	650666	Wheel Weldment
3	1	650385	Wheel Bolt Torque Decal

820600



FUEL TANK ASSEMBLY

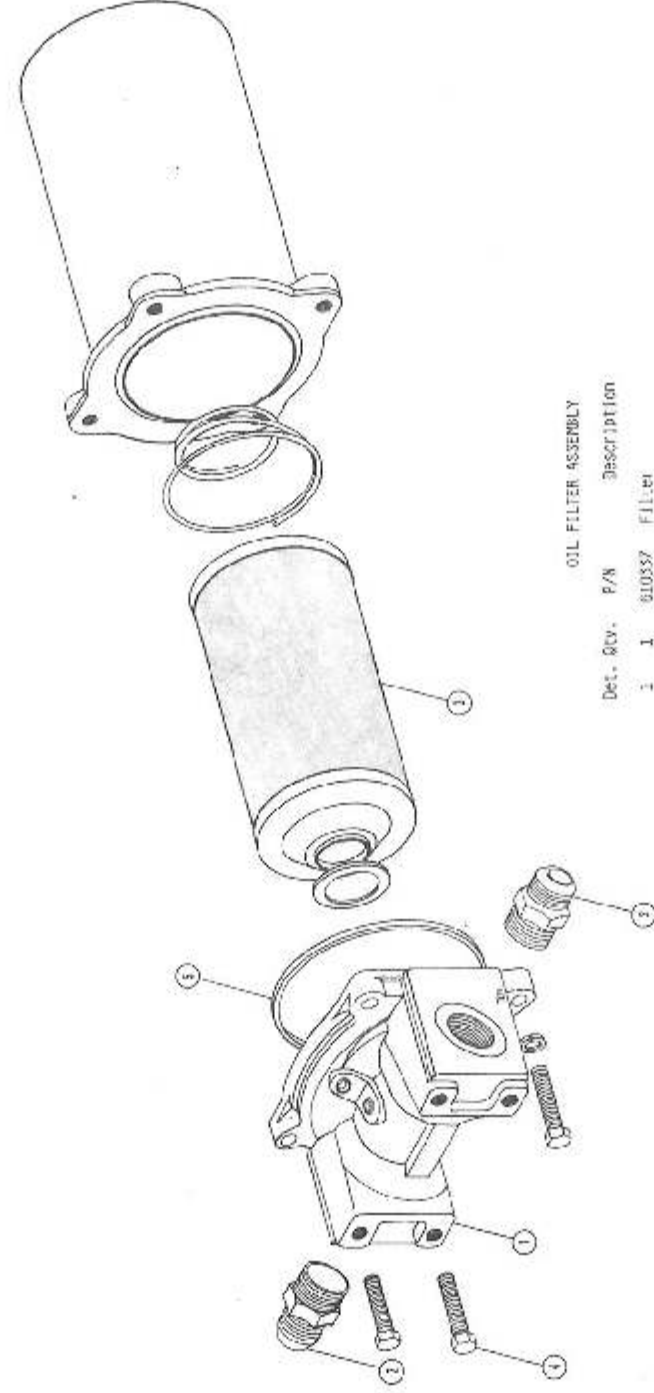
Det.	Qty.	P/N	Description
1	1	291496	Fuel Sender
2	5	473902	#8 X 1/2 Metal Screw
3	1	501102	1/4 Fine Plug
4	1	711002	1/4 NPT X 1/4 Hose Barb
5	1	711007	1/4 NPT X 3/16 Hose Barb
6	1	760040	Fuel Tank Weldment
7	1	761200	Gas Cap
8	6	500129	3/8 UNC X 1 Hex Bolt
9	6	514004	3/8 UNC Lock Nut



HYDRAULIC TANK ASSEMBLY

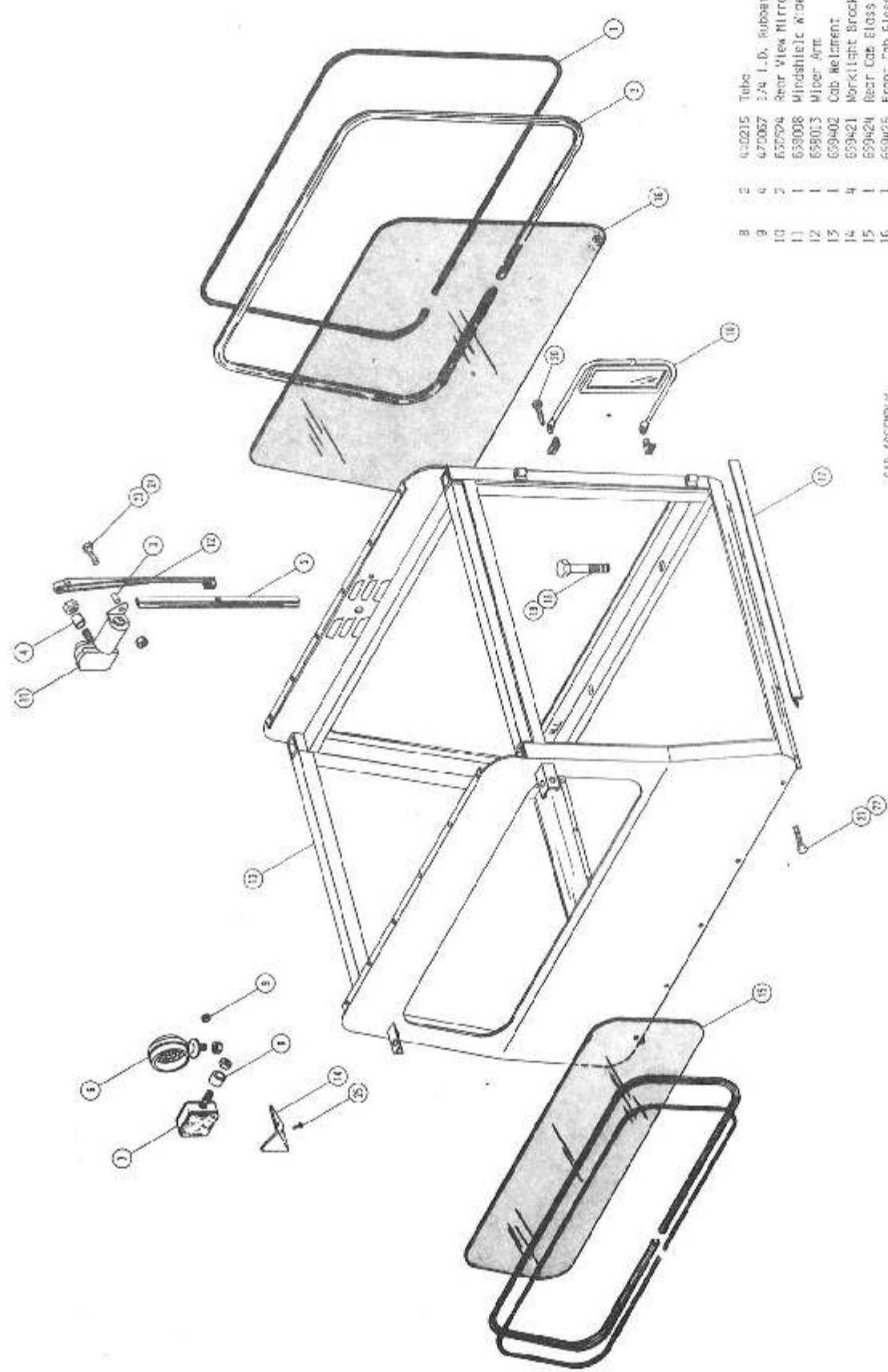
Det.	Qty.	P/N	Description
1	1	497076	Breacher <i>WAL 23</i>
2	1	502102	1/4 Plug Plug
3	1	505206	1" X 1/4 Reducer Bushing
4	1	505238	1" NPT Side Outlet Elbow
5	1	505300	1" NPT Elbow
6	1	506323	1 1/4 NPT Elbow
7	1	506410	1 1/4 NPT Street Elbow
8	1	507015	1 1/4 X 1 1/2 Reducer Bushing
9	2	605673	Diffuser
10	1	610226	1 1/2 HPI Filter
11	1	614633	Dipstick
12	1	618434	1" NPT X 1 1/16 RJIC
13	1	618478	1 1/4 NPT X 1 5/8 MJIC
14	1	618486	9/16 FJIC 9/16 Valve Run Tee
15	1	618519	1" NPT-90-1 1/16 MJIC
16	1	618520	1/4 NPT X 9/16 FJIC Run Tee
17	1	780049	Hydraulic Tank Weldment
18	1	780064	Receiver Plate Weldment
19	28	900085	5/16 UNC X 1 Hex Bolt
20	32	914002	5/16 UNC Lock Nut
21	4	900066	5/16 UNC X 1 1/4 Hex Bolt
22	0	505099	1" NPT Side Outlet Tee
23	0	611052	Pressure Cap <i>611052</i>
24	0	760056	Receiver Plate Weldment

NOTE: Machine Serial Numbers 05770801 Through 05770805
 Use Receiver Plate Assembly "A".
 Machine Serial Numbers 05770801 Through 05770802
 Use Receiver Plate Assembly "B".



OIL FILTER ASSEMBLY

Det.	Qty.	P/N	Description
1	1	610357	Filter
2	2	610360	3/4 NPT X 3/4 MJIC
3	1	610358	Filter Element <i>Mich. C-67</i>
4	2	900070	1/4 UNC X 3/4 Hex Bolt
5	1	610360	Top Gasket



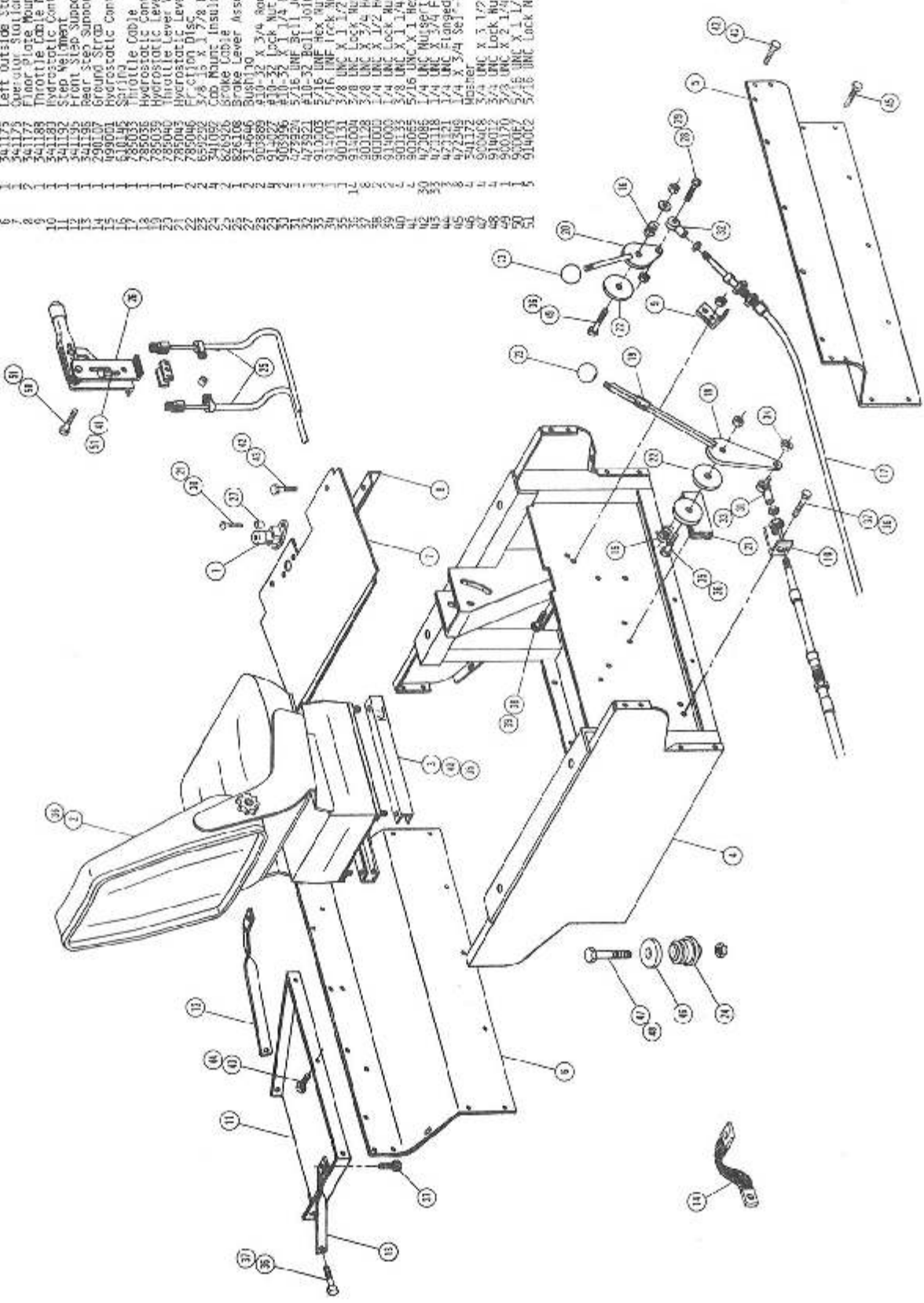
Qty.	P/N	Description
1	192001	Filler Strip for Weatherstrip
2	193018	Weatherstrip
3	300019	Spacer
4	200057	Windshield Kiber Spacer
5	200017	Kiber Fl. and
6	291080	Actuators Light
7	231114	Flasher and Side Marker Light.

Qty.	P/N	Description
1	410215	Tube
2	470057	1/4 I.D. Rubber Grommet
3	657574	Rear View Mirror
4	658008	Windshield Kiber Motor
5	659003	Motor Arm
6	659402	Cab Mount
7	659421	Worklight Bracket Cover
8	659424	Rear Cab Glass
9	659425	Front Cab Glass
10	659467	Cab Front Reeler Axle
11	900273	1/2 UNC X 3 Hex Bolt
12	914008	1/2 UNC Lock Nut
13	422349	1/4 x 3/4 Self-Tapping Screw
14	420118	1/4 UNC X 3/4 Flanged Bolt
15	470121	1/4 - 20 Flanged Lock Nut
16	900005	1/4 UNC X 1 1/2 Hex Bolt
17	914000	1/4 UNC Lock Nut
18	472302	48 x 1/2 Round Head Metal Screw

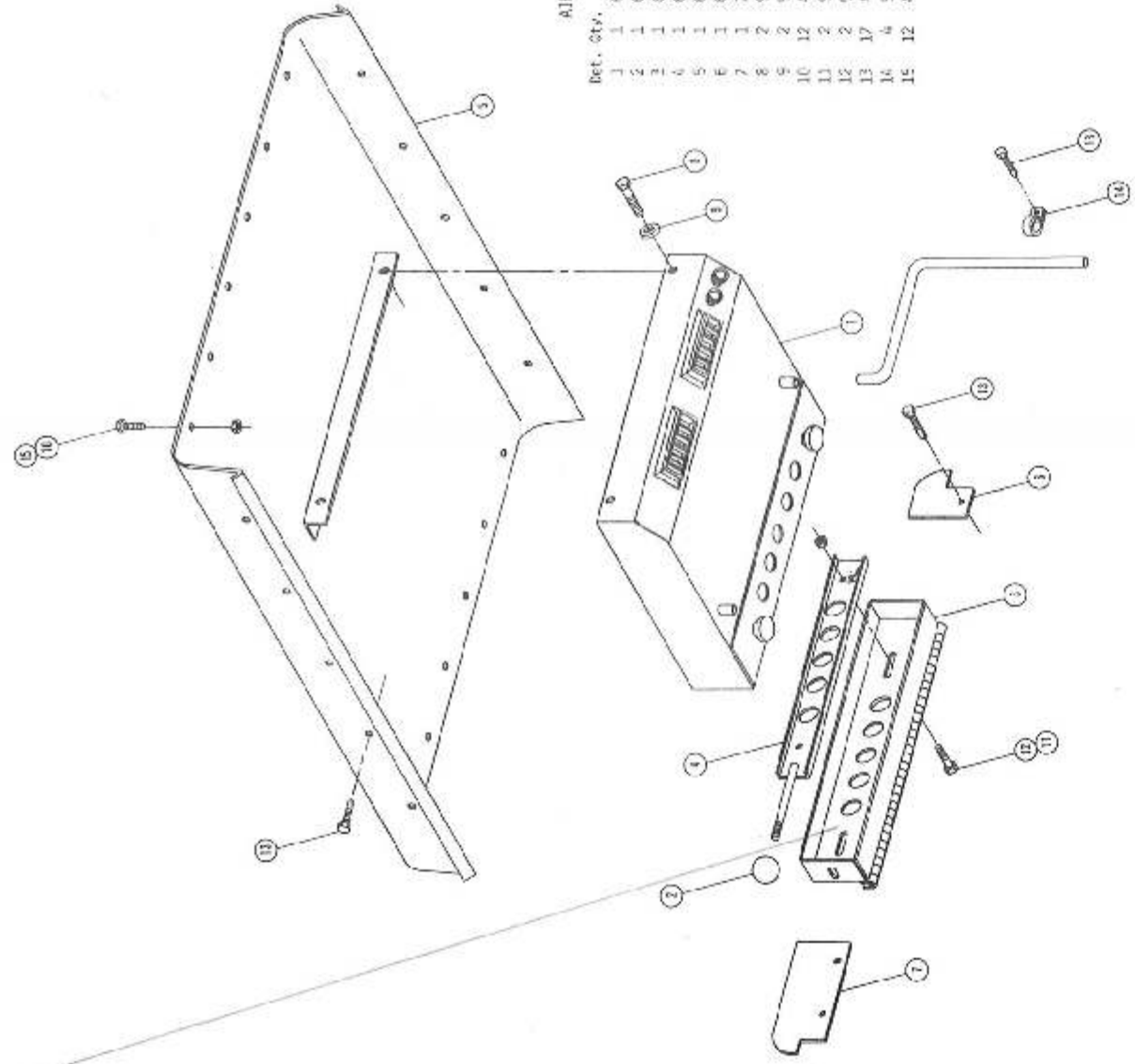
Qty.	P/N	Description
1	192001	Filler Strip for Weatherstrip
2	193018	Weatherstrip
3	300019	Spacer
4	200057	Windshield Kiber Spacer
5	200017	Kiber Fl. and
6	291080	Actuators Light
7	231114	Flasher and Side Marker Light.

OPERATOR STATION ASSEMBLY

Qty.	P/N	Description
1	830412	Blamer Switch
2	300019	Spacer
3	441174	Left Mounting Channel
4	441177	Rear View Station Alignment
5	441179	Right Outside Station Panel
6	441175	Left Outside Station Panel
7	441176	Operator Station Floor Cover
8	441177	Flashed Mounting Angle
9	441180	Throttle Cable Mount Angle
10	441183	Hydrostatic Control Cable Mount Angle
11	441182	Step Metal Support
12	441184	Rear Step Support
13	290109	Ground Strap
14	199001	Hydrostatic Control Spring
15	634846	Spring
16	785033	Throttle Cable
17	785036	Hydrostatic Control Lever Adjustment
18	785039	Hydrostatic Lever Stop Bar
19	785043	Hydrostatic Lever Hinge Adjustment
20	785046	Fl. of Disc
21	659292	5/8 - 13 x 1 7/8 Dia. Bolt Knob
22	659292	5/8 - 13 x 1 7/8 Dia. Bolt Knob
23	846226	Cab Mount Insulator
24	846226	Brake Lever Assembly
25	846226	Brake Lever Assembly
26	701495	40 - 30 x 3/4 Round Head Machine Screw
27	701495	40 - 30 x 3/4 Round Head Machine Screw
28	701495	40 - 30 x 3/4 Round Head Machine Screw
29	010336	1/2 - 20 x 1 1/4 Round Head Machine Screw
30	473524	5/16 UNF Bolt Joint
31	473524	5/16 UNF Bolt Joint
32	910101	5/16 UNF Lock Nut
33	910101	5/16 UNF Lock Nut
34	910101	5/16 UNF Lock Nut
35	910101	5/16 UNF Lock Nut
36	910101	5/16 UNF Lock Nut
37	914000	1/4 UNC Lock Nut
38	914000	1/4 UNC Lock Nut
39	914000	1/4 UNC Lock Nut
40	914000	1/4 UNC Lock Nut
41	914000	1/4 UNC Lock Nut
42	914000	1/4 UNC Lock Nut
43	914000	1/4 UNC Lock Nut
44	914000	1/4 UNC Lock Nut
45	914000	1/4 UNC Lock Nut
46	914000	1/4 UNC Lock Nut
47	914000	1/4 UNC Lock Nut
48	914000	1/4 UNC Lock Nut
49	914000	1/4 UNC Lock Nut
50	914000	1/4 UNC Lock Nut
51	914000	1/4 UNC Lock Nut
52	914000	1/4 UNC Lock Nut
53	914000	1/4 UNC Lock Nut
54	914000	1/4 UNC Lock Nut
55	914000	1/4 UNC Lock Nut
56	914000	1/4 UNC Lock Nut
57	914000	1/4 UNC Lock Nut
58	914000	1/4 UNC Lock Nut
59	914000	1/4 UNC Lock Nut
60	914000	1/4 UNC Lock Nut
61	914000	1/4 UNC Lock Nut
62	914000	1/4 UNC Lock Nut
63	914000	1/4 UNC Lock Nut
64	914000	1/4 UNC Lock Nut
65	914000	1/4 UNC Lock Nut
66	914000	1/4 UNC Lock Nut
67	914000	1/4 UNC Lock Nut
68	914000	1/4 UNC Lock Nut
69	914000	1/4 UNC Lock Nut
70	914000	1/4 UNC Lock Nut
71	914000	1/4 UNC Lock Nut
72	914000	1/4 UNC Lock Nut
73	914000	1/4 UNC Lock Nut
74	914000	1/4 UNC Lock Nut
75	914000	1/4 UNC Lock Nut
76	914000	1/4 UNC Lock Nut
77	914000	1/4 UNC Lock Nut
78	914000	1/4 UNC Lock Nut
79	914000	1/4 UNC Lock Nut
80	914000	1/4 UNC Lock Nut
81	914000	1/4 UNC Lock Nut
82	914000	1/4 UNC Lock Nut
83	914000	1/4 UNC Lock Nut
84	914000	1/4 UNC Lock Nut
85	914000	1/4 UNC Lock Nut
86	914000	1/4 UNC Lock Nut
87	914000	1/4 UNC Lock Nut
88	914000	1/4 UNC Lock Nut
89	914000	1/4 UNC Lock Nut
90	914000	1/4 UNC Lock Nut
91	914000	1/4 UNC Lock Nut
92	914000	1/4 UNC Lock Nut
93	914000	1/4 UNC Lock Nut
94	914000	1/4 UNC Lock Nut
95	914000	1/4 UNC Lock Nut
96	914000	1/4 UNC Lock Nut
97	914000	1/4 UNC Lock Nut
98	914000	1/4 UNC Lock Nut
99	914000	1/4 UNC Lock Nut
100	914000	1/4 UNC Lock Nut



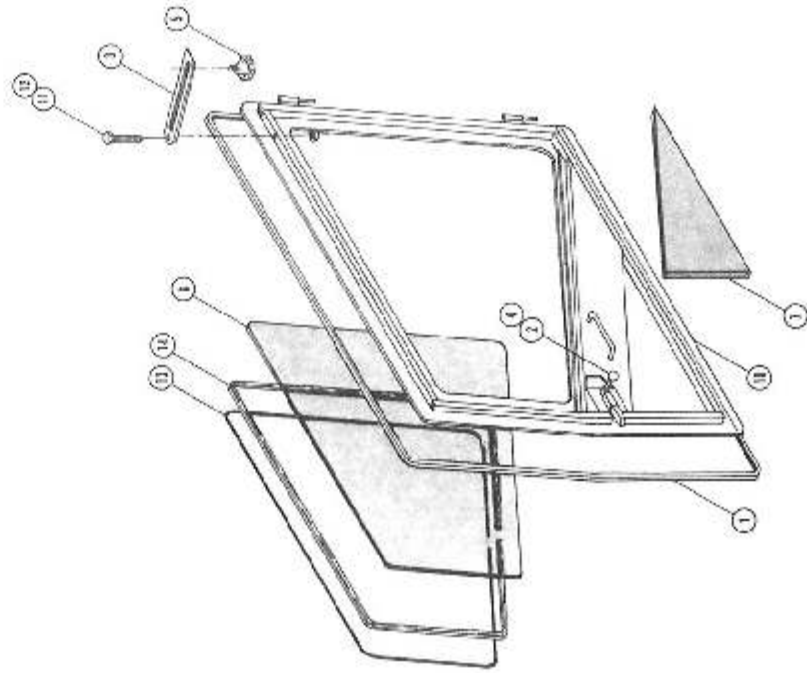
657324 CAB AIR FILTER 4X2 1/4 X 22 EAGLE AIR
 657325 Charcoal



EAGLE AIR

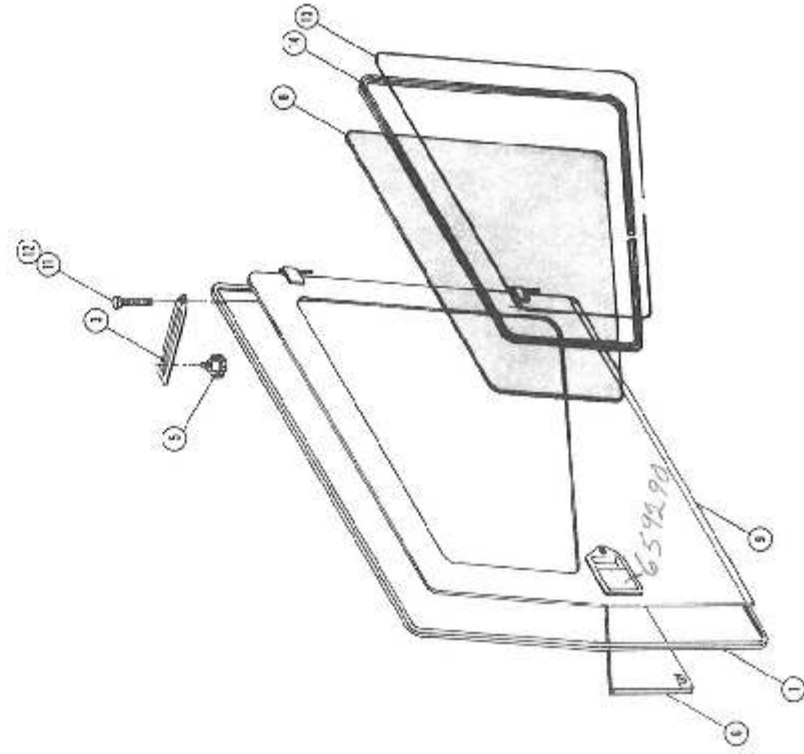
AIR CONDITIONER ASSEMBLY AND ROOF

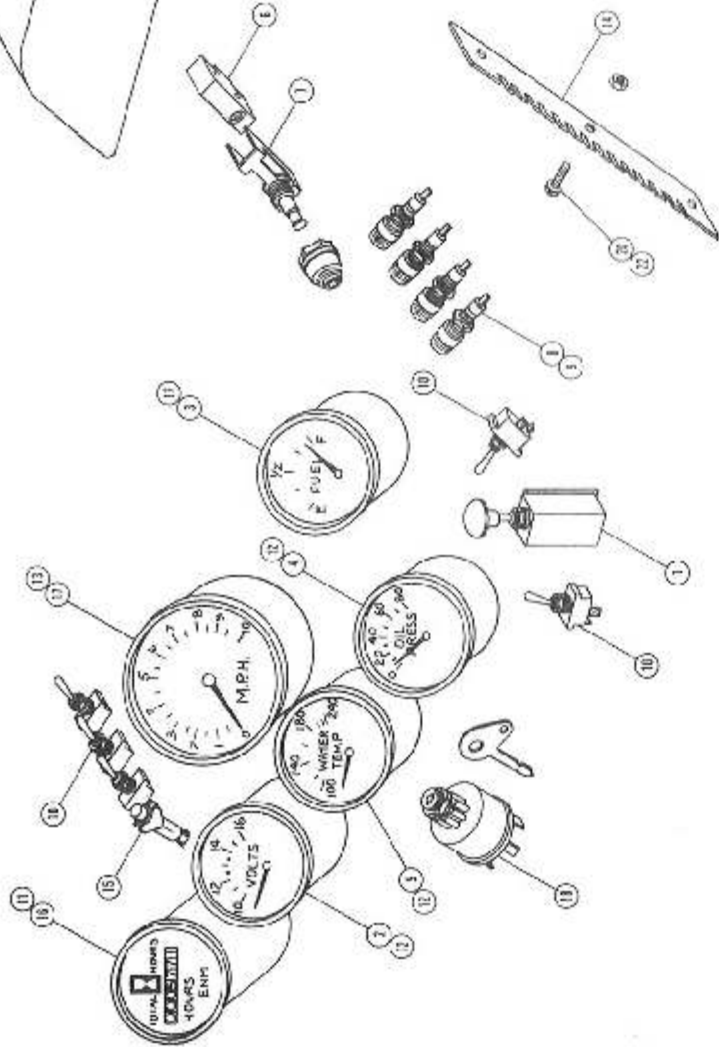
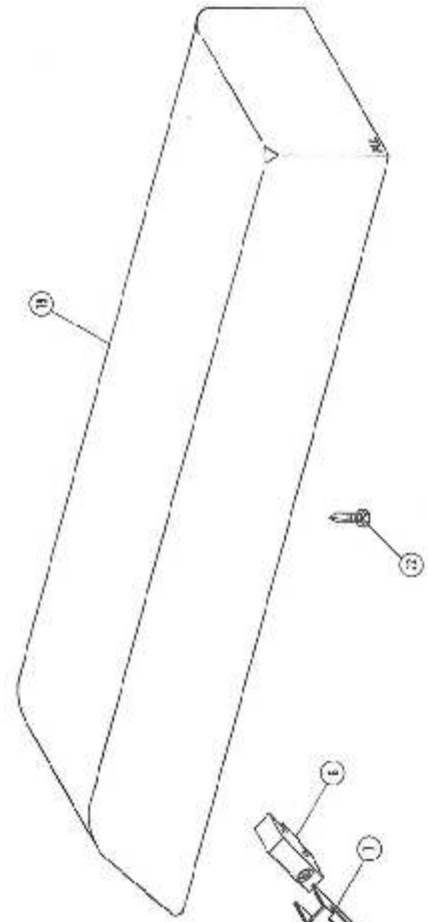
Qty.	P/N	Description
1	657303	Air Condenser Evaporator Kit
2	659281	3/8 X 1 Ball Knob
3	659039	Air Condenser Housing Mount Weldment
4	659042	Outside Air Slide Weldment
5	659045	Cab Roof Weldment
6	659048	Right Cab Roof Gusset
7	759049	Left Cab Roof Gusset
8	900130	3/8 SAE Flat Washer
9	920002	3/8 UNC X 1 1/4 Hex Bolt
10	470118	1/4 UNC X 3/4 Flanged Hex Bolt
11	934008	1/4 UNC Lock Nut
12	900000	1/4 UNC X 1/2 Hex Bolt
13	472309	1/4 X 3/4 Self-Tapping Screw
14	520117	5/8 Cushion Hose Clamp
15	470121	1/4-20 F. angled Lock Nut



DOOR ASSEMBLY

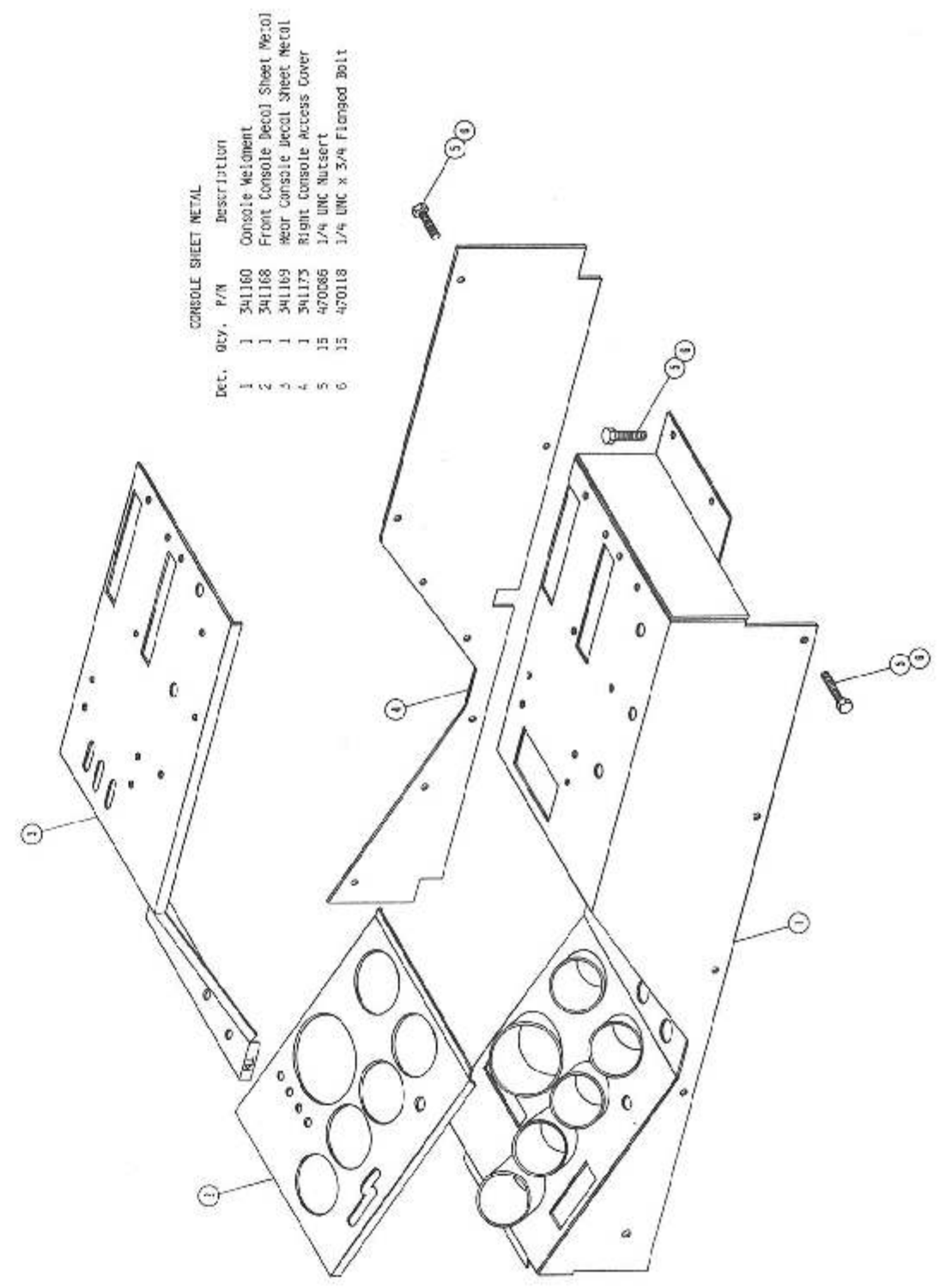
Qty.	P/N	Description
1	193028	Snap-On Seal
2	470077	3/8 UNC X 1 3/4 Stud
3	659159	Door Co-Ch Slide
4	470024	3/8 UNC Plastic Knob
5	659292	1 7/8 Ball Knob
6	659384	Foam, Right Door Panel
7	659388	Foam, Left Door Panel
8	659426	Cab Door Glogs
9	659027	Right Cab Door Weldment
10	659036	Left Cab Door Weldment
11	900074	1/4 UNC X 1 1/4 Hex Bolt
12	940030	3/4 UNC Lock Nut
13	192001	Filler Strip
14	193018	Self Seal Weather-Strip





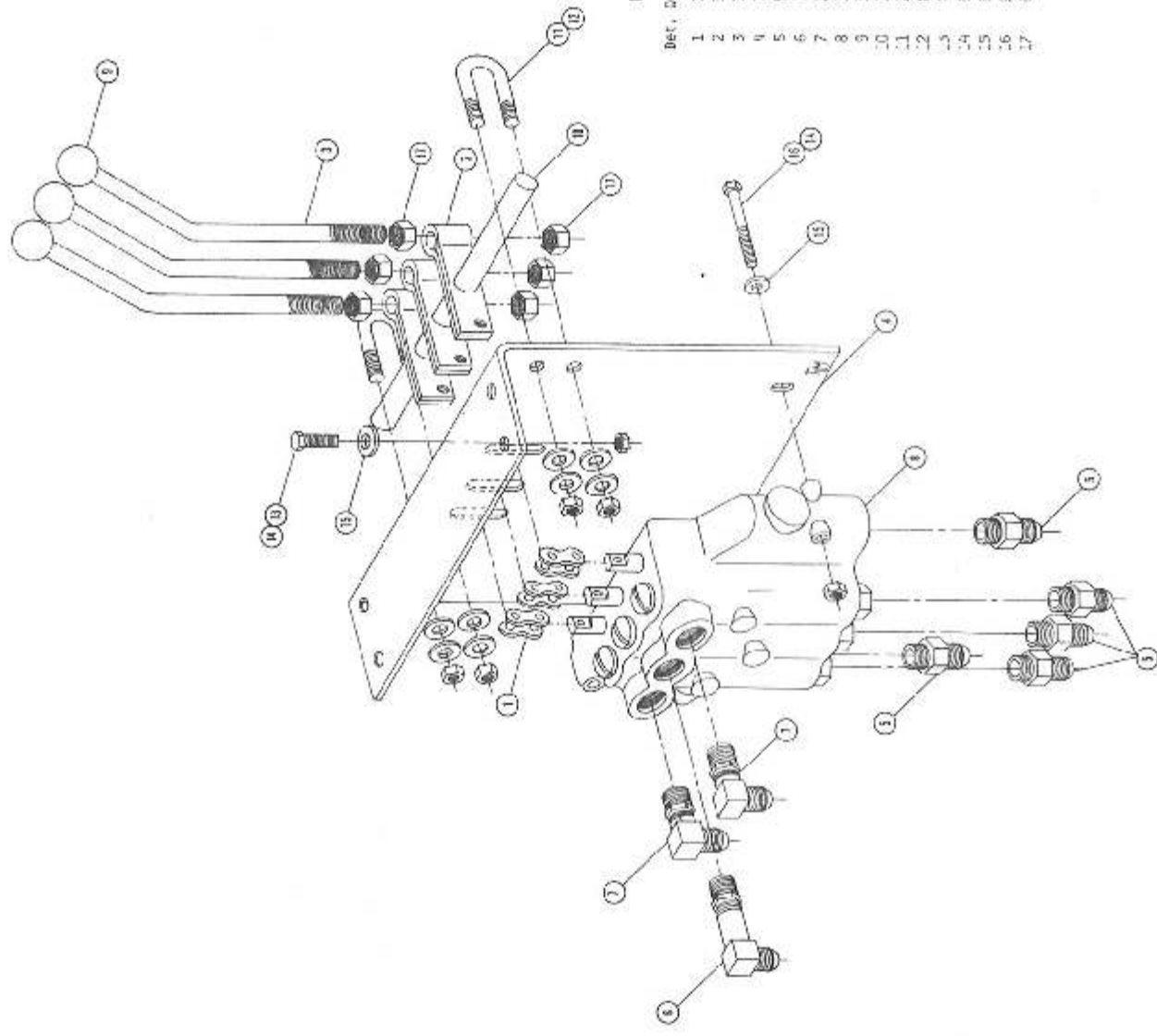
CONSOLE COMPONENTS

QTY.	P/N	Description
1	290045	Two Position Light Switch
1	291167	Volt Meter
1	291168	Fuel Gauge
1	291169	Oil Pressure Gauge
1	291170	Water Temperature Gauge
1	291171	Water Temperature Gauge
1	291172	Water Temperature Gauge
1	291173	Water Temperature Gauge
1	291174	Water Temperature Gauge
1	291175	Water Temperature Gauge
1	291176	Water Temperature Gauge
1	291177	Water Temperature Gauge
1	291178	Water Temperature Gauge
1	291179	Water Temperature Gauge
1	291180	Water Temperature Gauge
1	291181	Water Temperature Gauge
1	291182	Water Temperature Gauge
1	291183	Water Temperature Gauge
1	291184	Water Temperature Gauge
1	291185	Water Temperature Gauge
1	291186	Water Temperature Gauge
1	291187	Water Temperature Gauge
1	291188	Water Temperature Gauge
1	291189	Water Temperature Gauge
1	291190	Water Temperature Gauge
1	291191	Water Temperature Gauge
1	291192	Water Temperature Gauge
1	291193	Water Temperature Gauge
1	291194	Water Temperature Gauge
1	291195	Water Temperature Gauge
1	291196	Water Temperature Gauge
1	291197	Water Temperature Gauge
1	291198	Water Temperature Gauge
1	291199	Water Temperature Gauge
1	291200	Water Temperature Gauge
1	291201	Water Temperature Gauge
1	291202	Water Temperature Gauge
1	291203	Water Temperature Gauge
1	291204	Water Temperature Gauge
1	291205	Water Temperature Gauge
1	291206	Water Temperature Gauge
1	291207	Water Temperature Gauge
1	291208	Water Temperature Gauge
1	291209	Water Temperature Gauge
1	291210	Water Temperature Gauge
1	291211	Water Temperature Gauge
1	291212	Water Temperature Gauge
1	291213	Water Temperature Gauge
1	291214	Water Temperature Gauge
1	291215	Water Temperature Gauge
1	291216	Water Temperature Gauge
1	291217	Water Temperature Gauge
1	291218	Water Temperature Gauge
1	291219	Water Temperature Gauge
1	291220	Water Temperature Gauge
1	291221	Water Temperature Gauge
1	291222	Water Temperature Gauge
1	291223	Water Temperature Gauge
1	291224	Water Temperature Gauge
1	291225	Water Temperature Gauge
1	291226	Water Temperature Gauge
1	291227	Water Temperature Gauge
1	291228	Water Temperature Gauge
1	291229	Water Temperature Gauge
1	291230	Water Temperature Gauge
1	291231	Water Temperature Gauge
1	291232	Water Temperature Gauge
1	291233	Water Temperature Gauge
1	291234	Water Temperature Gauge
1	291235	Water Temperature Gauge
1	291236	Water Temperature Gauge
1	291237	Water Temperature Gauge
1	291238	Water Temperature Gauge
1	291239	Water Temperature Gauge
1	291240	Water Temperature Gauge
1	291241	Water Temperature Gauge
1	291242	Water Temperature Gauge
1	291243	Water Temperature Gauge
1	291244	Water Temperature Gauge
1	291245	Water Temperature Gauge
1	291246	Water Temperature Gauge
1	291247	Water Temperature Gauge
1	291248	Water Temperature Gauge
1	291249	Water Temperature Gauge
1	291250	Water Temperature Gauge
1	291251	Water Temperature Gauge
1	291252	Water Temperature Gauge
1	291253	Water Temperature Gauge
1	291254	Water Temperature Gauge
1	291255	Water Temperature Gauge
1	291256	Water Temperature Gauge
1	291257	Water Temperature Gauge
1	291258	Water Temperature Gauge
1	291259	Water Temperature Gauge
1	291260	Water Temperature Gauge
1	291261	Water Temperature Gauge
1	291262	Water Temperature Gauge
1	291263	Water Temperature Gauge
1	291264	Water Temperature Gauge
1	291265	Water Temperature Gauge
1	291266	Water Temperature Gauge
1	291267	Water Temperature Gauge
1	291268	Water Temperature Gauge
1	291269	Water Temperature Gauge
1	291270	Water Temperature Gauge
1	291271	Water Temperature Gauge
1	291272	Water Temperature Gauge
1	291273	Water Temperature Gauge
1	291274	Water Temperature Gauge
1	291275	Water Temperature Gauge
1	291276	Water Temperature Gauge
1	291277	Water Temperature Gauge
1	291278	Water Temperature Gauge
1	291279	Water Temperature Gauge
1	291280	Water Temperature Gauge
1	291281	Water Temperature Gauge
1	291282	Water Temperature Gauge
1	291283	Water Temperature Gauge
1	291284	Water Temperature Gauge
1	291285	Water Temperature Gauge
1	291286	Water Temperature Gauge
1	291287	Water Temperature Gauge
1	291288	Water Temperature Gauge
1	291289	Water Temperature Gauge
1	291290	Water Temperature Gauge
1	291291	Water Temperature Gauge
1	291292	Water Temperature Gauge
1	291293	Water Temperature Gauge
1	291294	Water Temperature Gauge
1	291295	Water Temperature Gauge
1	291296	Water Temperature Gauge
1	291297	Water Temperature Gauge
1	291298	Water Temperature Gauge
1	291299	Water Temperature Gauge
1	291300	Water Temperature Gauge



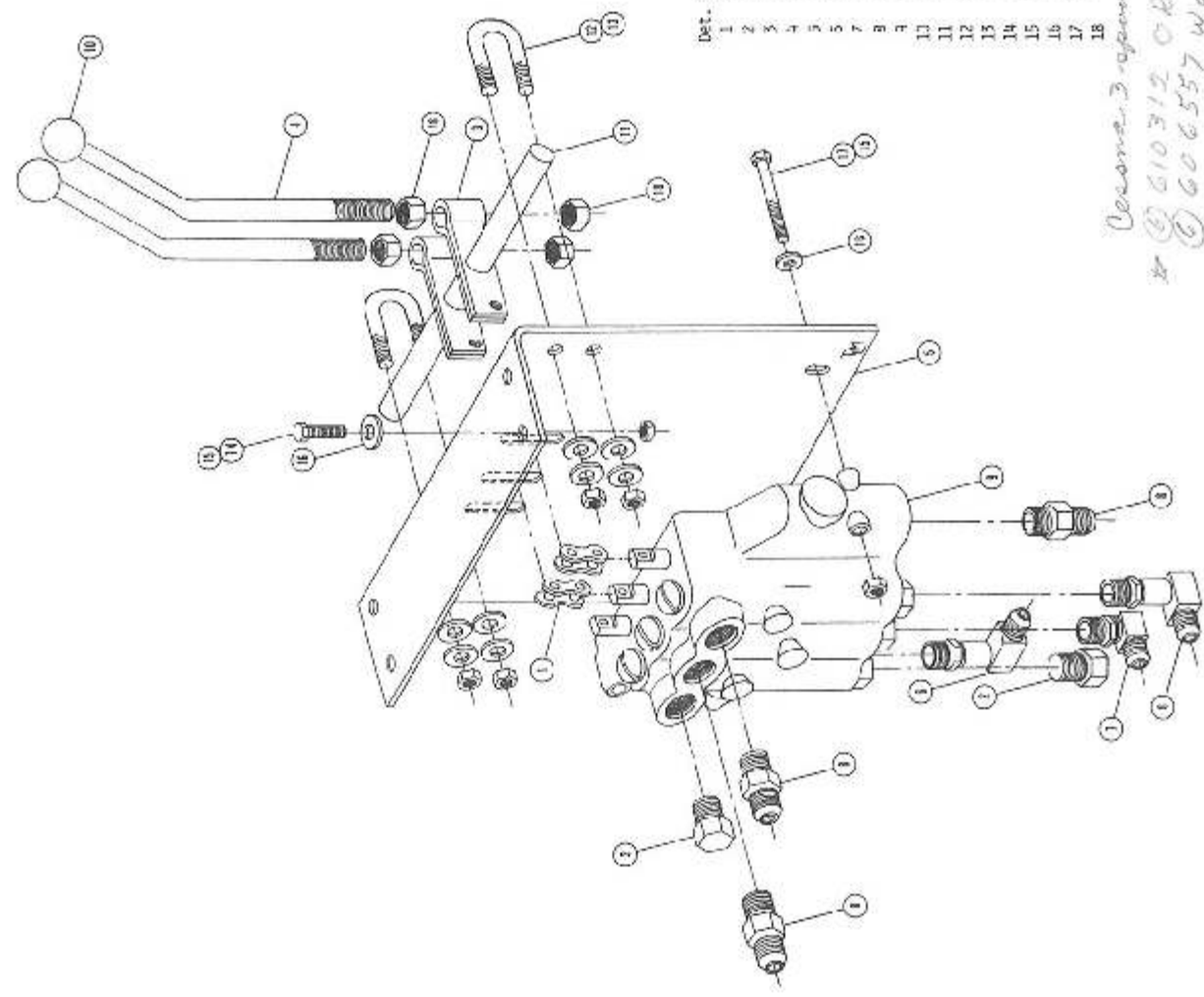
CONSOLE SHEET METAL

QTY.	P/N	Description
1	341160	Console Mountment
2	341168	Front Console Decal Sheet Metal
3	341169	Rear Console Decal Sheet Metal
4	341175	Right Console Access Cover
5	470086	1/4 UNC Nutsert
6	470118	1/4 UNC x 3/4 Flanged Bolt



BOOM LIFT AND LEVEL VALVE ASSEMBLY

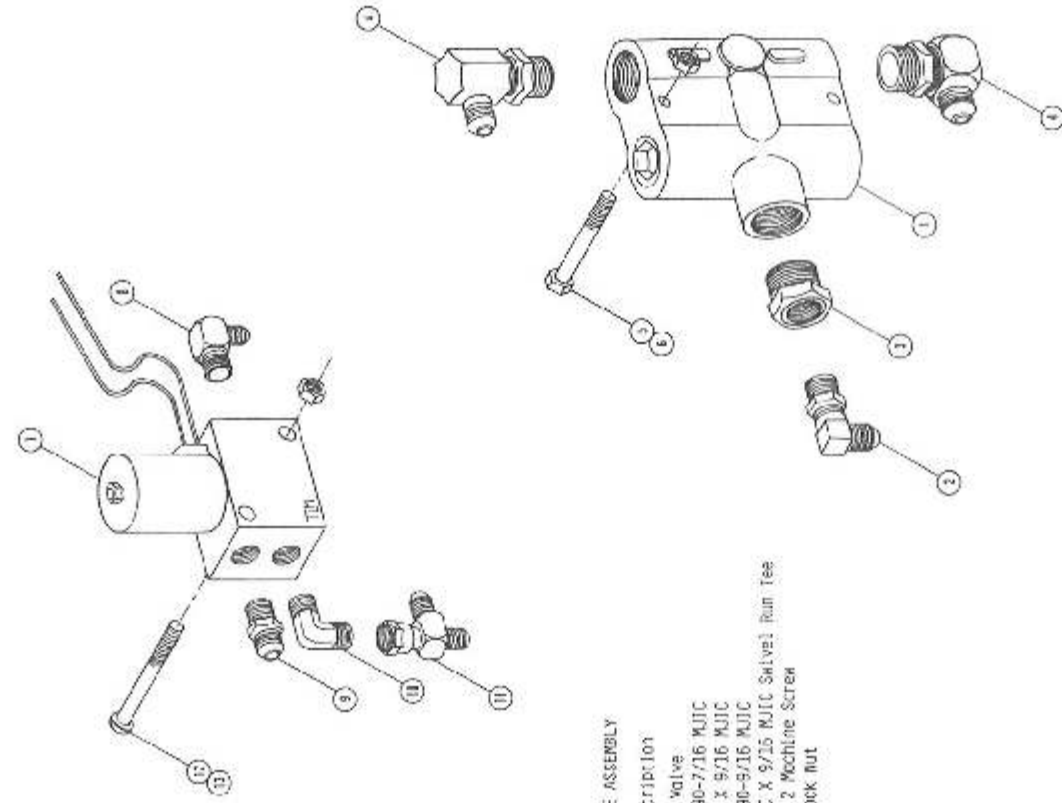
Qty.	Part No.	Description
1	221001	Connector Link
2	615336	Valve Handle Link
3	615337	Handle
4	615489	Valve Mount
5	618126	9/16 WDR X 9/16 MJC
6	618440	9/16 WDR-9C-9/16 MJC Long
7	618126	9/16 WDR X 9/16 MJC
8	606585	3 Spool Valve
9	659291	3/8-16 X 1 Ball Knob
10	615495	Valve Pivot Shaft
11	470088	3/8 UNF "U" Bolt With Nuts
12	920002	3/8 SAE Flat Washer
13	900002	1/4 UNC X 5/4 Hex Bolt
14	914000	1/4 UNC Lock Nut
15	920000	1/4 SAE Flat Washer
16	900008	1/4 UNC X 2 1/2 Hex Bolt
17	473087	3/8 UNC Whit Lock Nut



BOOM FOLD VALVE ASSEMBLY

Qty.	Part No.	Description
1	221001	Connector Link
2	610385	9/16 WDR Plus
3	615336	Valve Handle Link
4	615337	Handle
5	615489	Valve Mount
6	618440	9/16 WDR-9C-9/16 MJC Long
7	618126	9/16 WDR X 9/16 MJC
8	606585	3 Spool Valve
9	659291	3/8-16 X 1 Ball Knob
10	615495	Valve Pivot Shaft
11	470088	3/8 UNF "U" Bolt With Nuts
12	920002	3/8 SAE Flat Washer
13	900002	1/4 UNC X 5/4 Hex Bolt
14	914000	1/4 UNC Lock Nut
15	920000	1/4 SAE Flat Washer
16	900008	1/4 UNC X 2 1/2 Hex Bolt
17	473087	3/8 UNC Whit Lock Nut
18	473087	3/8 UNC Whit Lock Nut

Remove 3 spool Valve Repair
 * 610312 O Ring for S Pool
 606557 Washer
 606556 O Ring
 606591 Repair

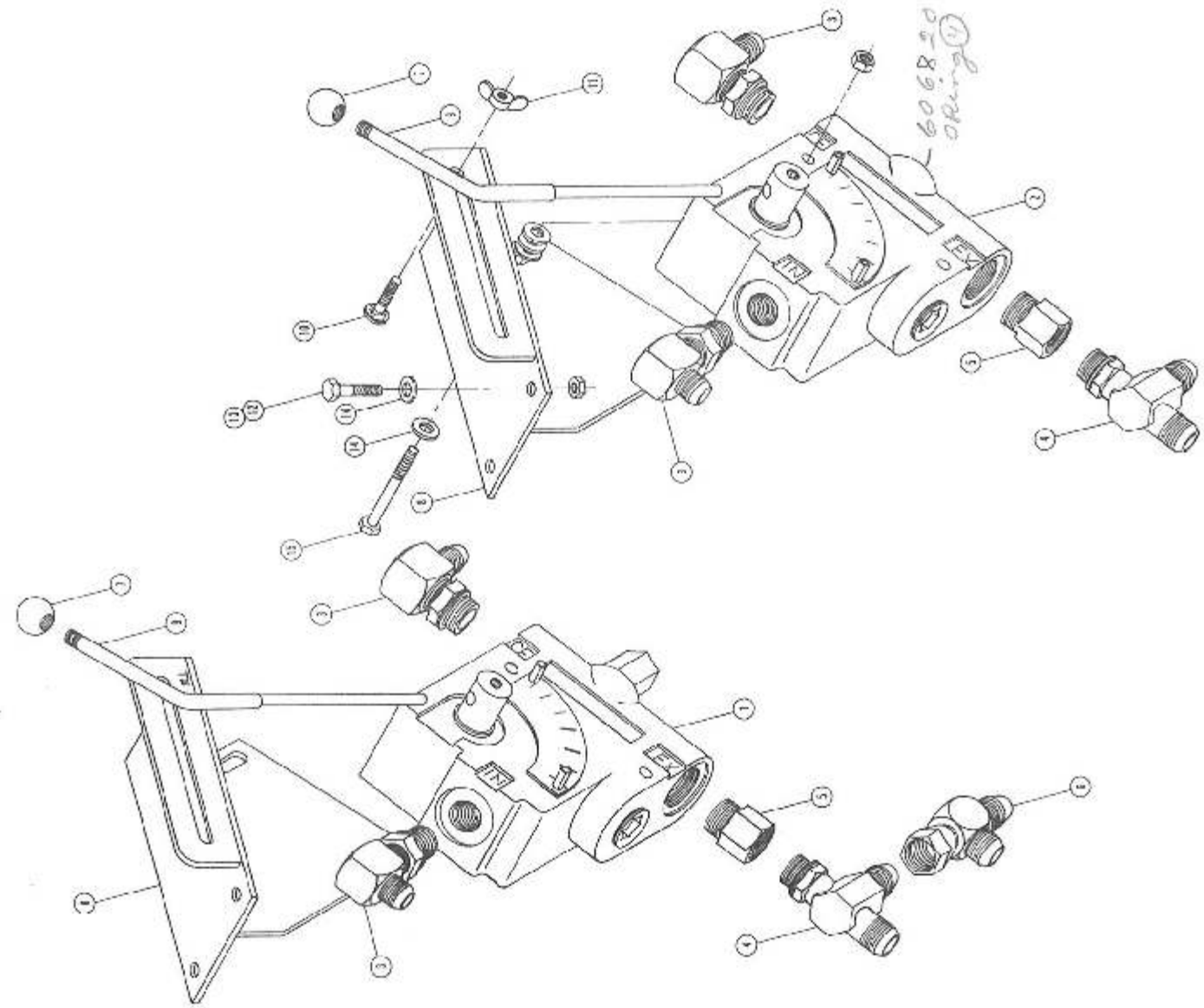


SOLENOID VALVE ASSEMBLY

Det. Qty.	P/N	Description
7	610302	Solenoid Valve
8	618479	1/4 NPT-90-7/16 MJIC
9	611121	1/4 WRF T X 9/16 MJIC
10	611122	1/4 NPT-90-9/16 MJIC
11	618488	9/16 FJIC X 9/16 MJIC Solves Run Tee
12	905902	#10-32 X 2 Machine Screw
13	914027	#10-32 Lock Nut

FLOW DIVIDER ASSEMBLY

Det. Qty.	P/N	Description
1	610307	Flow Divider
2	618119	5/16 MOR X 9/16 MJIC
3	618172	7/8 MOR X 9/16 FOR Port Reducer
4	618183	7/8 MOR-90-3/4 MJIC
5	900307	1/4 UNC X 2 Hex Bolt
6	914300	1/4 UNC Lock Nut

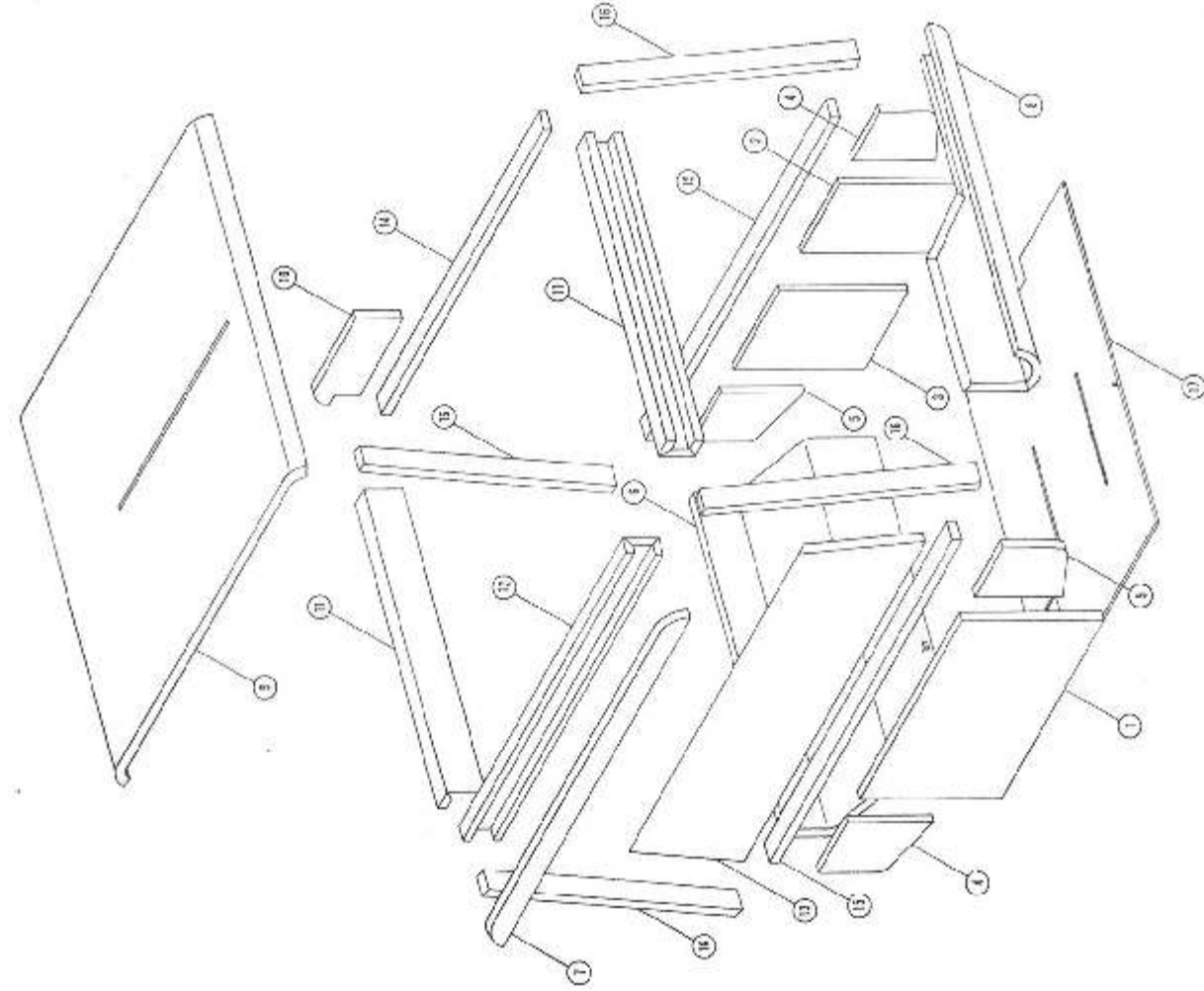
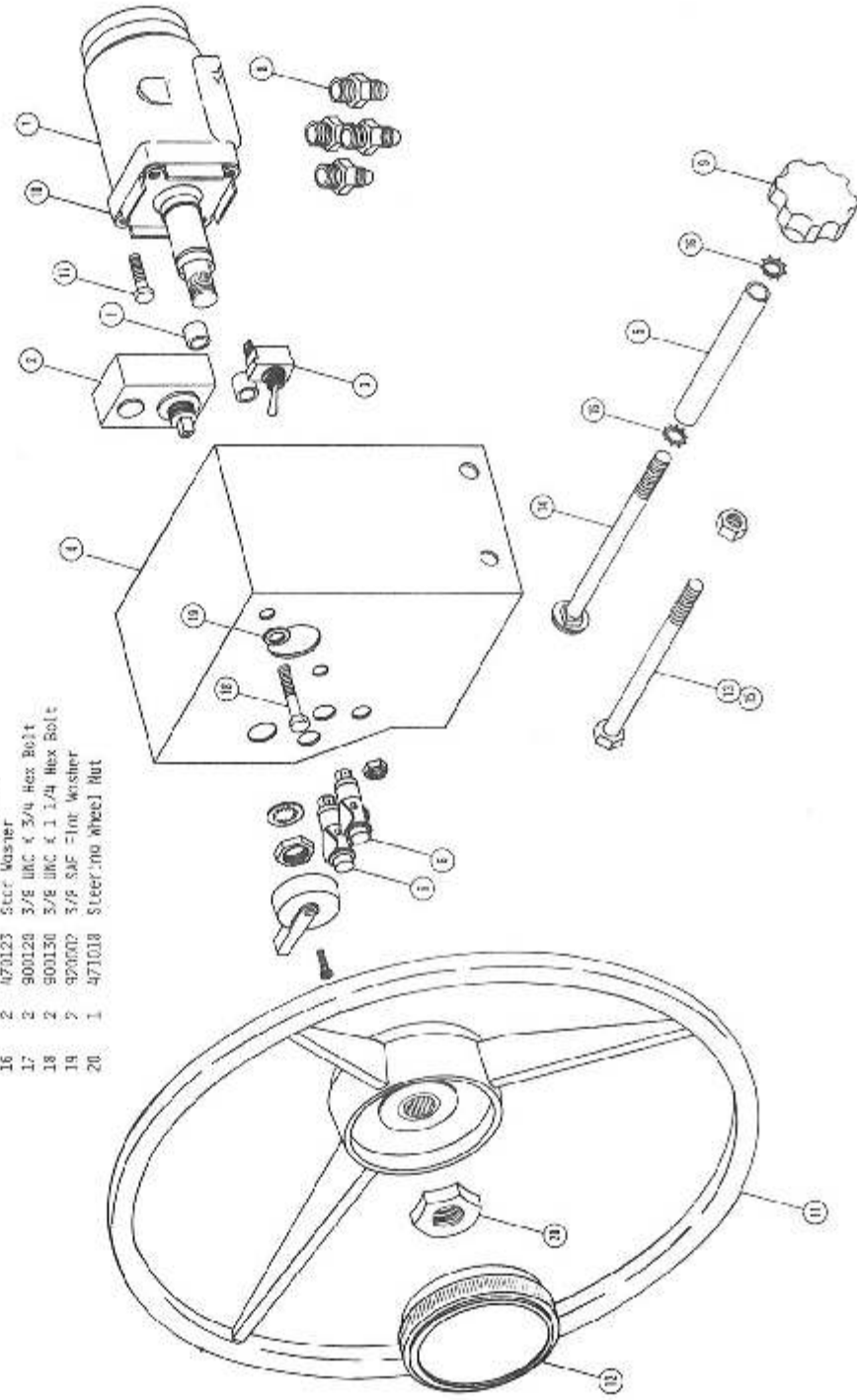


VARIABLE FLOW CONTROL ASSEMBLIES

Det. Qty.	P/N	Description
1	606828	Solution Plus Variable Flow Control
2	606827	Pilotator Variable Flow Control
3	618183	7/8 MOR-90-3/4 MJIC
4	618494	3/4 MOR X 3/4 MJIC X 3/4 MJIC Run Tee
5	618171	7/8 MOR X 3/4 FOR Port Reducer
6	618451	3/4 FJIC X 3/4 MJIC Run Tee
7	655991	3/8-16 X 1 Ball Knob
8	606837	Flow Control Mount
9	615491	Flow Control Lever
10	901064	5/16 UNC X 3/4 Carriage Bolt
11	473300	5/16 UNC MFG Nut
12	900002	1/4 UNC X 3/4 Hex Bolt
13	914300	1/4 UNC Lock Nut
14	920000	1/4 SAE Flat Washer
15	900010	1/4 UNC X 3 Hex Bolt

STEERING WHEEL ASSEMBLY

Det. Qty.	P/N	Description
2	200454	Soccer
1	291088	Flasher/Turn Signal Switch
3	290012	Torsion Switch
4	341180	Steering Column Cover Mount
5	341202	Steering Column Spacer Tube
6	390318	Indicator Light
7	444998	Steering Motor 749152
8	618109	3/4 TOR X 9/16 NJIC
9	742502	Steering Adjustment Knob
10	749178	Steering Column
11	749192	Steering Wheel
12	800277	Steering Wheel Cap
13	901276	1/2 UNC X 5 1/2 Hex Bolt
14	914008	1/2 UNC X 5 Carriage Bolt
15	470123	Star Washer
16	900120	3/8 UNC X 3/4 Hex Bolt
17	900130	3/8 UNC X 1 1/4 Hex Bolt
18	920002	3/8 SAF Flat Washer
19	471018	Steering Wheel Nut
20		



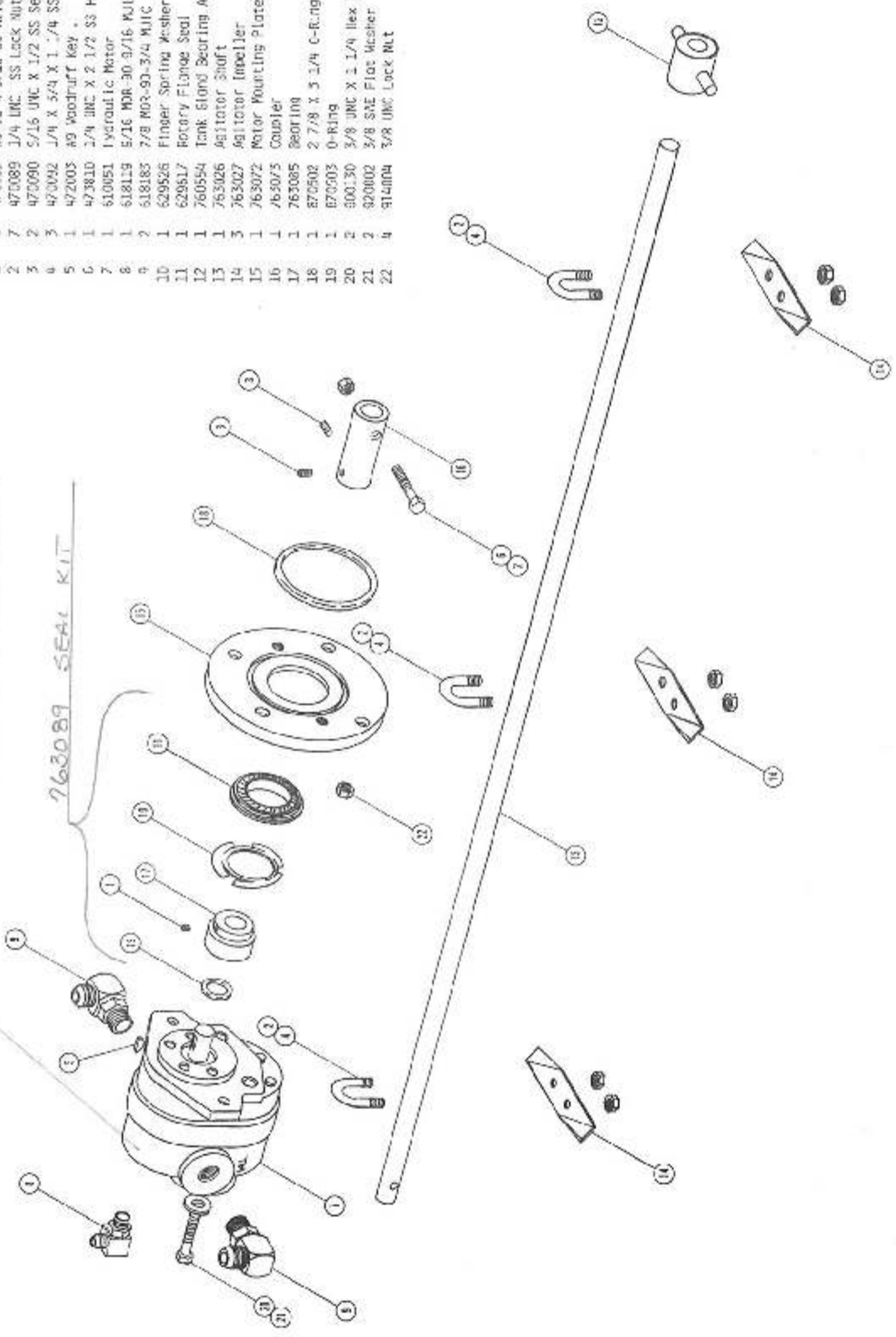
CAB FOAM

Det. Qty.	P/N	Description
1	553387	Foam, Lower Rear
2	553388	Foam, Right Front
3	553389	Foam, Left Front
4	553390	Foam, Right Lower Front
5	553391	Foam, Right Lower Rear
6	553392	Foam, Lower Left Side Panel
7	553393	Foam, Rear Top Crossmember
8	553394	Foam, Right Console Side
9	553395	Foam, Cab Roof
10	553396	Foam, Left Top Cab Corner
11	553397	Foam, Upper Side Frame
12	553398	Foam, Upper Rear Frame
13	553399	Foam, Lower Rear Window Panel
14	553400	Foam, Cab Tube 37.25 Long
15	553401	Foam, Cab Tube 42.75 Long
16	553402	Foam, Cab Tube 52.25 Long
17	341181	F-100r Mat

610041 MOTOR SEAL
610254 610255 SHIM GASKET

AGITATOR ASSEMBLY

Qty.	P/N	Description
1	470085	48-32 X 3/16 SS Allen Head Set Screw
2	470089	1/4 UNC SS Lock Nut
3	470090	5/16 UNC X 1/2 SS Set Screw
4	470092	1/4 X 5/4 X 1 1/4 SS "U" Bolt
5	472003	A9 Woodruff Key
6	473810	1/4 UNC X 2 1/2 S3 Hex Head Cap Screw
7	610051	Hydraulic Motor
8	618119	5/16 MDR-30 9/16 KJIC
9	618183	7/8 MDR-90-3/4 KJIC
10	620526	Flange Spring Washer
11	629517	Rotary Flange Seal
12	760554	Tank Flange Bearing Assembly
13	763026	Agitator Shaft
14	763027	Agitator ImPELLer
15	763072	Motor Mounting Plate
16	763075	Coupler
17	763085	BEARING
18	872502	2 7/8 X 5 1/4 C-Ring
19	870503	O-Ring
20	800130	3/8 UNC X 1 1/4 Hex Bolt
21	820002	3/8 SAE Flat Washer
22	914004	3/8 UNC Lock Nut

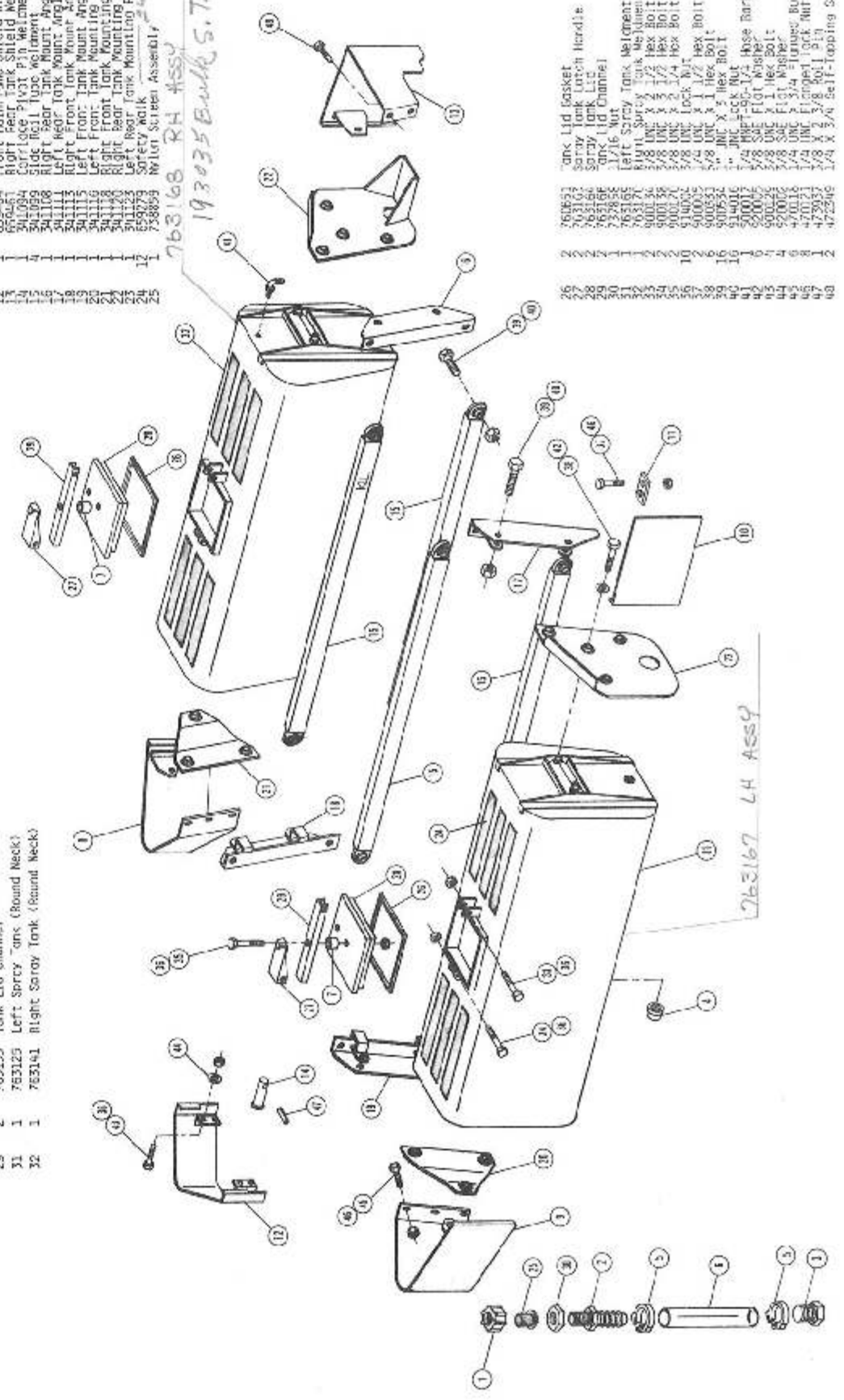


SOLUTION TANK ASSEMBLY

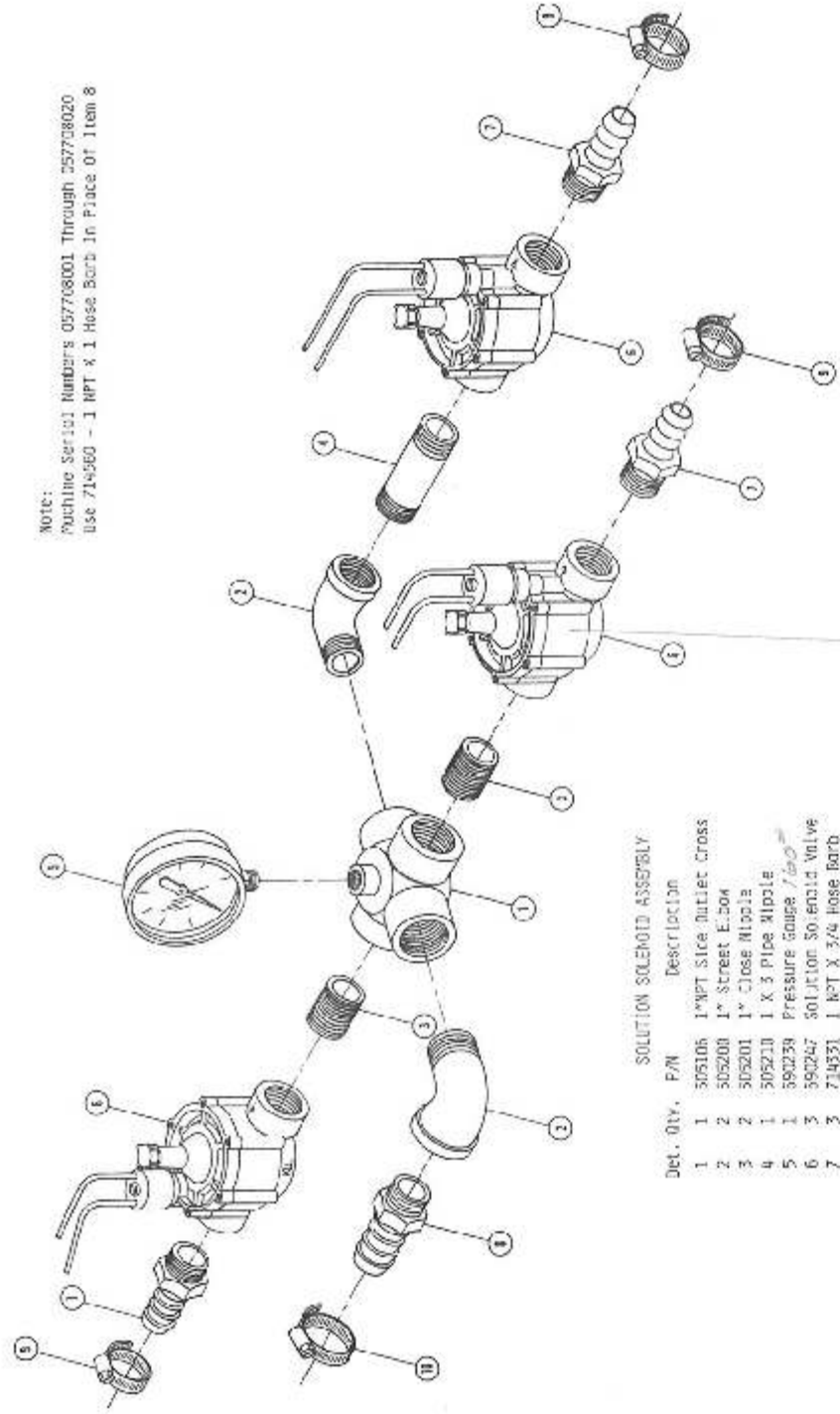
Qty.	P/N	Description
1	500105	1 1/2 Nylon Swivel Nut
2	500106	1 1/2 Nylon 3/8 Acme P. Barb
3	500107	1 1/2 Nylon 3/8 Acme P. Lug
4	520103	1 1/4 Black Snap Cap
5	601216	Vent Hose
6	601231	3/4 X 1 1/2 Hose
7	609250	Right Front Tank Shield Weldment
8	609251	Left Front Tank Shield Weldment
9	609252	Left Rear Tank Shield Weldment
10	609253	Right Rear Tank Shield Weldment
11	609254	Left Tank Shield Weldment
12	609255	Right Tank Shield Weldment
13	609256	Carriage Pivot Pin Weldment
14	641094	Slide Rail Tube Weldment
15	641108	Right Rear Tank Mount Angle Weldment
16	641111	Left Rear Tank Mount Angle Weldment
17	641112	Right Front Tank Mount Angle Weldment
18	641113	Left Front Tank Mount Angle Weldment
19	641114	Left Tank Mount Angle Weldment
20	641115	Right Tank Mount Angle Weldment
21	641116	Front Tank Mounting Plate
22	641117	Rear Tank Mounting Plate
23	641118	Left Tank Mounting Plate
24	641119	Right Tank Mounting Plate
25	659279	Safety Walk
26	738859	Motor Screen Assembly

Machine Serial Numbers 05/08001 through 05770820 use the following items in place of those shown.

Qty.	P/N	Description
26	763051	Tank Lid Gasket
28	763094	Spray Tank Lid Weldment (Round)
29	763153	Tank Lid Channel
31	763125	Left Spray Arms (Round Neck)
32	763141	Right Spray Tank (Round Neck)



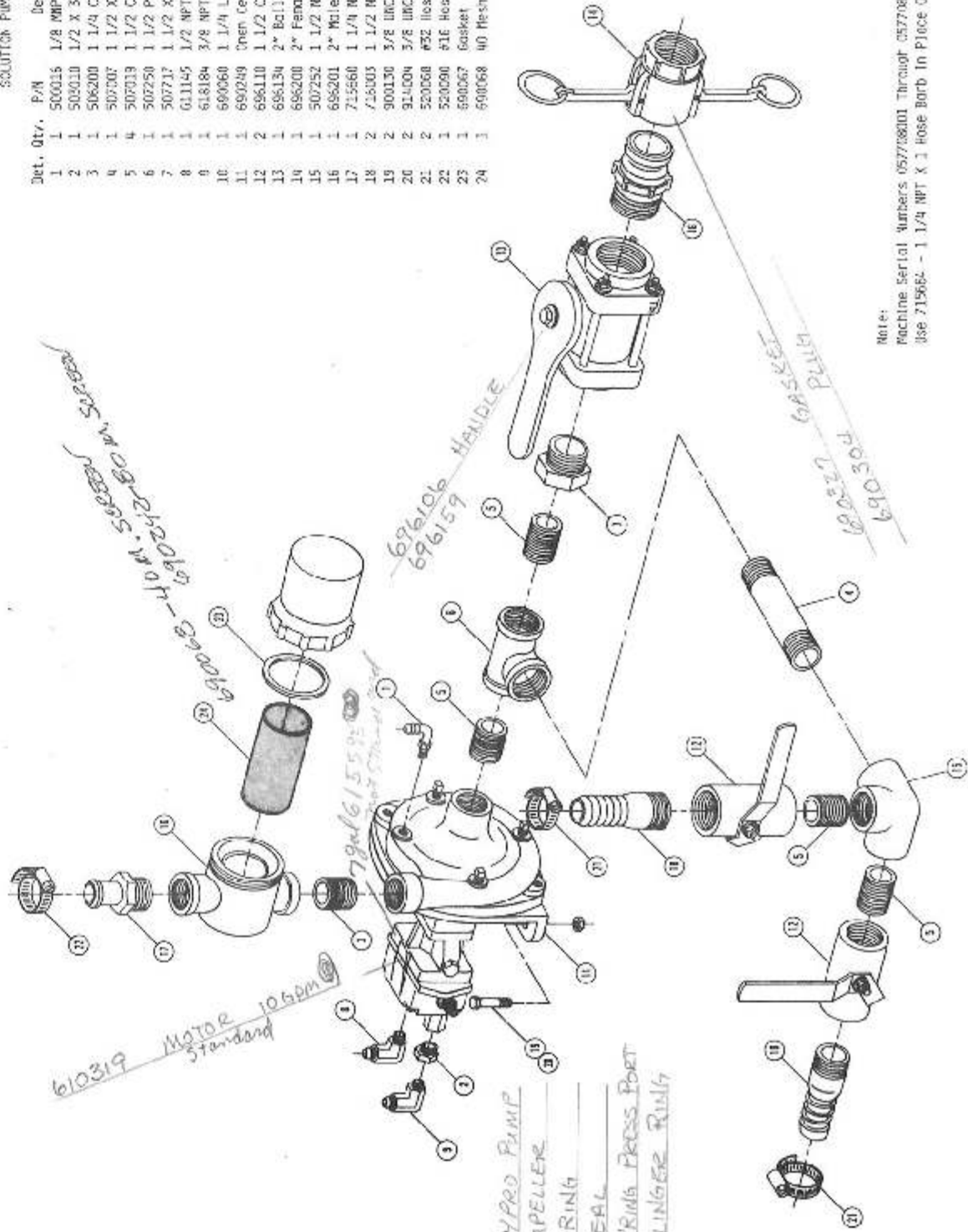
Note:
 Machine Serial Numbers 057708001 Through 057708020
 Use 714560 - 1 1/4 NPT X 1 Hose Barb In Place Of Item 8



Det. Qty.	P/N	Description
1	505106	1" NPT Side Outlet Cross
2	505200	1" Street E-Box
3	505201	1" Close Nipple
4	505210	1 X 3 Pipe Nipple
5	590239	Pressure Gauge 7.50"
6	590247	SOLUTION Solenoid Valve
7	714531	1 NPT X 3/4 Hose Barb
8	714561	1 NPT X 1 1/4 Hose Barb
9	520059	# 12 Hose Clamp
10	520058	# 20 Hose Clamp

690255	SOLENOID & PUMPER
690259	SOLENOID O'RING
690260	DIAPHRAM ASSY
690261	O'RING BODY
690254	BODY

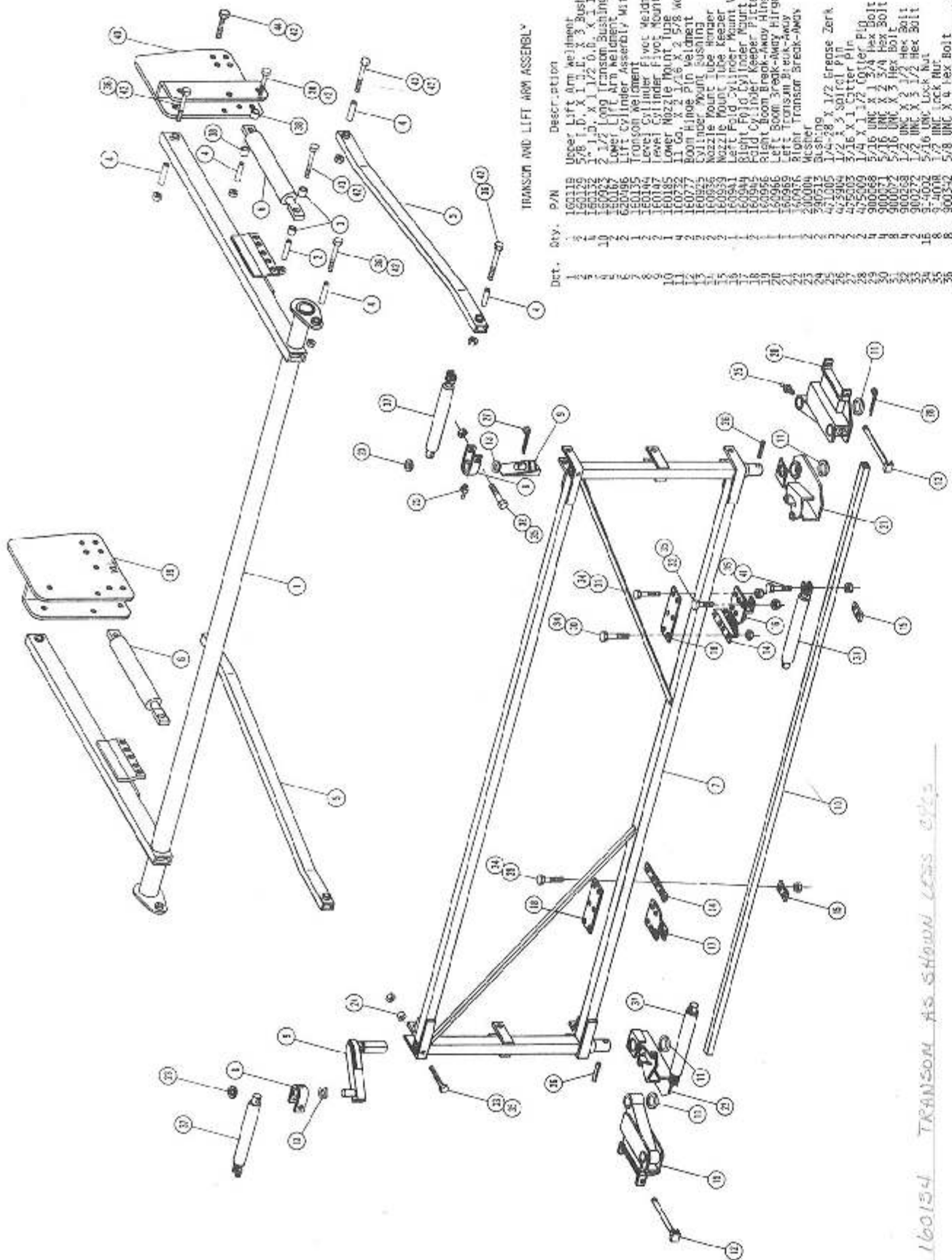
EXTRA Jet ADGIT. SET UP SEE 82-8240 Book



Det. Qty.	P/N	Description
1	500015	1/8 NPT-90-1/4 Hose Barb Fitting
2	500010	1/2 X 3/8 Reducer Bushing
3	506200	1 1/4 Close Nipple
4	507307	1 1/2 X 4 Pipe Nipple
5	507313	1 1/2 Close Nipple
6	507250	1 1/2 Pipe Tee
7	507317	1 1/2 X 2 Reducer Bushings
8	611145	1/2 NPT-90-3/4-16 Pipe Elbow
9	618184	3/8 NPT 90 3/4 16 PJIC
10	690060	1 1/4 Line Strainer
11	690249	Open Center Centrifugal Pump
12	696110	1 1/2 Centromatic Valve
13	696134	2" Ball Valve
14	696200	2" Female, Car Lever Coupler
15	507252	1 1/2 NPT Side Outlet Elbow
16	696201	2" Male Adapter
17	715660	1 1/4 NPT X 1 1/4 Hose Barb
18	716003	1 1/2 NPT X 1 1/2 Hose Barb
19	900130	3/8 UNC X 1 1/4 Hex Bolt
20	914004	3/8 UNC Lock Nut
21	520068	#2 Hose Clamp
22	520090	#16 Hose Clamp
23	690067	Gasket
24	690068	#0 Mesh Screen

690253	IMPELLER
690255	O'RING
690254	SEAL
690257	O'RING PRESS PORT
690256	SLINGER RING

Note:
 Machine Serial Numbers 057708001 Through 057708020
 Use 715661 - 1 1/4 NPT X 1 Hose Barb In Place Of Item 17



TRANSOM AND LIFT ARM ASSEMBLY

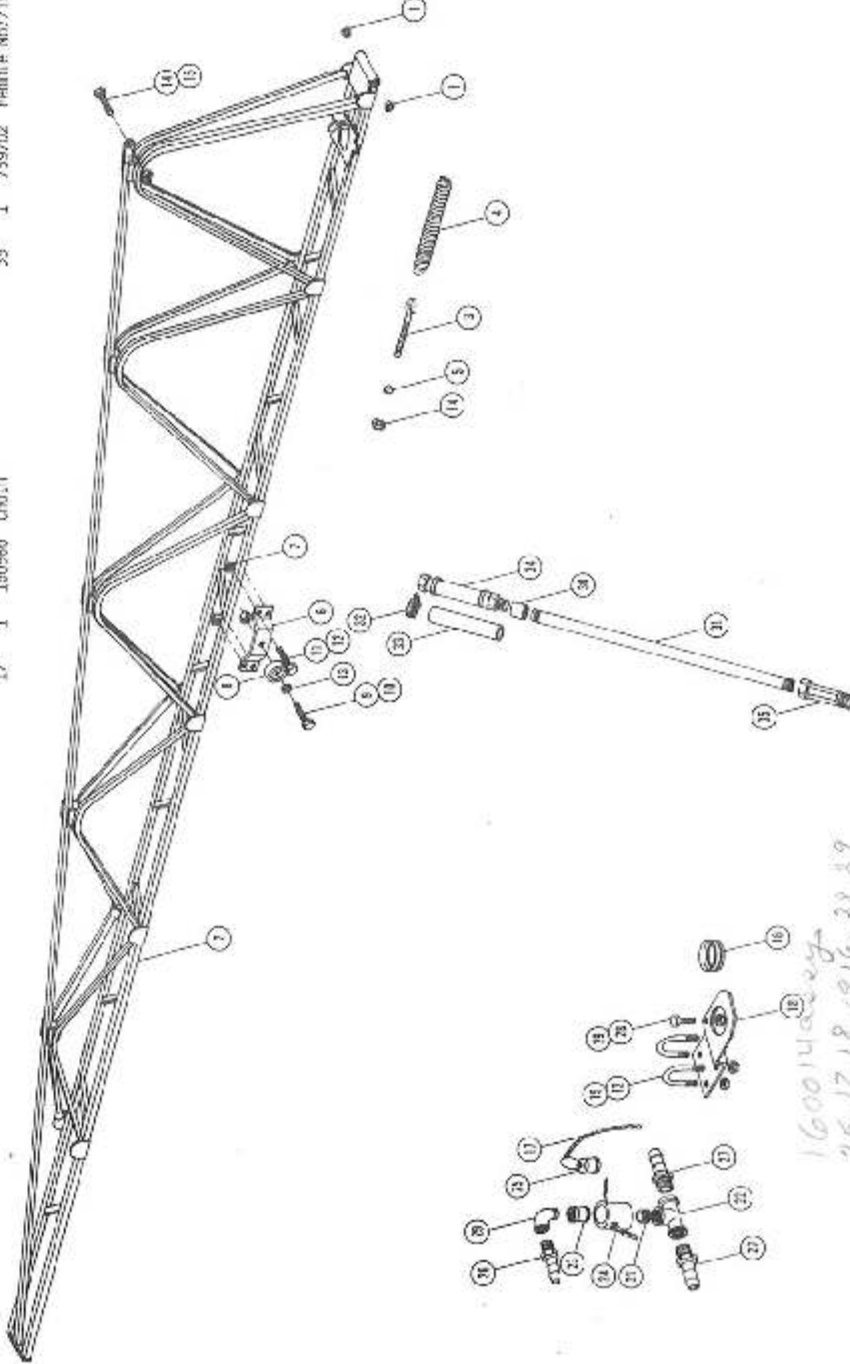
Qty.	P/N	Description
1	160138	Upper Lift Arm Weldment
2	160139	5/8" I.D. X 1 1/2" L. X 3" Bushing
1	160140	2" I.D. X 1 1/2" O.D. X 1 1/4" Bushing
1	160923	1 1/2" Long Transom Bushing
1	160187	Lower Lift Arm Weldment
1	620096	Lift Cylinder Assembly With Fittings
1	160135	Transom Weldment - For Weldment
1	160136	Left Cylinder Flange Mount Weldment
1	160185	Lower Nozzle Mount Tube
1	160777	Boom Hinge Pin Weldment
1	160936	Cylinder Mount Bushing
1	160939	Nozzle Mount Tube Bender
1	160941	Nozzle Mount Tube Keeper
1	160942	Upper Lift Arm Mount Weldment
1	160943	Lower Lift Arm Mount Weldment
1	160944	Right Cylinder Keeper Piece
1	160945	Left Boom Break-Away Hinge Weldment
1	160946	Right Boom Break-Away Hinge Weldment
1	160947	Left Transom Break-Away Hinge
1	160948	Right Transom Break-Away Hinge
1	360904	Mixer
1	360905	3/4" X 1/2" Grease Zerk
1	360906	1/2" X 1" Split Pin
1	425003	3/16" X 1" Split Pin
1	475009	1/4" X 1 1/2" Cotter Pin
1	980268	5/16" UNC X 1 3/4" Hex Bolt
1	980271	5/16" UNC X 2 3/4" Hex Bolt
1	980272	5/16" UNC X 3 3/4" Hex Bolt
1	980273	5/16" UNC X 4 3/4" Hex Bolt
1	980274	5/16" UNC X 5 3/4" Hex Bolt
1	980275	5/16" UNC X 6 3/4" Hex Bolt
1	980276	5/16" UNC X 7 3/4" Hex Bolt
1	980277	5/16" UNC X 8 3/4" Hex Bolt
1	40008	1/2" UNC Lock Nut
1	900342	5/8" UNC X 4 Hex Bolt
1	620056	Fold And Level Cylinder With Fittings
1	523134	Bushing
1	523135	Right Lift Arm Mount Weldment
1	523136	Left Lift Arm Mount Weldment
1	523137	1/2" UNC Lock Nut
1	523138	5/8" UNC X 4 1/2" Hex Bolt
1	523139	5/8" UNC X 1 1/2" Hex Bolt
1	523140	5/8" UNC X 1 1/2" Hex Bolt

160134 TRANSOM AS SHOWN LESS QTY'S

ROOM ASSEMBLY AND SPRAY COMPONENTS

Qty.	P/N	Description
1	127502	Nylon Plunge Bearing
2	1800700	Bucer Boom Weldment
3	180079	1/2" JNC X 8 Eye Bolt
4	180980	Boom Break-Away Spring
5	180981	Boom Eye Bolt Swivel
6	180951	Boom Bumper Mount
7	180953	Nozzle Mount Keeper
8	470168	Rubber Bumper
9	900129	5/8" JNC X 1 Hex Bolt
10	914004	5/8" JNC Lock Nut
11	914069	5/16" JNC X 2 Hex Bolt
12	914002	5/16" JNC Lock Nut
13	920002	3/8" SAE Flat Washer
14	914008	1/2" JNC Lock Nut
15	930267	1/2" JNC X 2 Hex Bolt
16	180015	Bracket
17	180986	Chisel
18	160287	Feeder Tee Mounting Bracket
19	470094	5/16" UNC 1/2" Bolt
20	504610	3/4" NPT Street Elbow
21	504702	3/4" Flare Tee
22	504556	3/4" Flare Tee
23	696202	Quick Connect Female Adapter
24	696203	Quick Connect Female Coupler
25	696204	Quick Connect Plug
26	713220	3/4" NPT X 3/4" Hose Barb
27	714350	3/4" NPT X 1/2" Hose Barb
28	914002	3/4" UNC X 3/4" Hex Bolt
29	914000	1/4" UNC Lock Nut
30	901212	1/4" Pipe Coupling
31	501018	1/4" X 3/8" Pipe Nipple
32	520087	# 20 Hose Clamp
33	601178	Hose, 1 X 3 1/2"
34	720019	Flex Coupling
35	739702	Female Nozzle Body

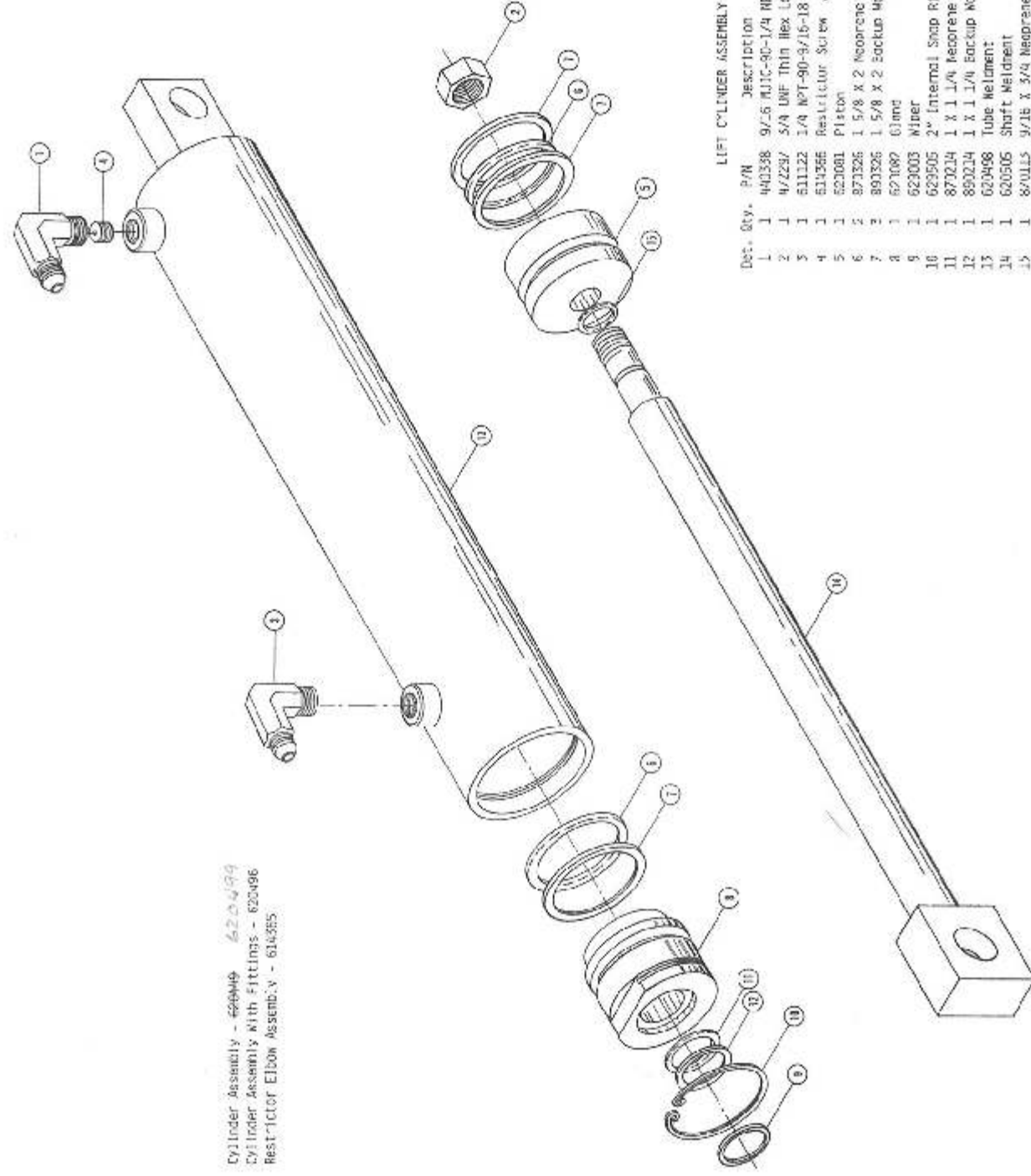
9 pins
162434 Heavy Broom



160014 heavy
25, 17, 18, 19, 16, 28, 29

620083 REPAIR KIT

Cylinder Assembly - 620052
 Cylinder Assembly With Fittings - 620056
 Restrictor Elbow Assembly - 614365

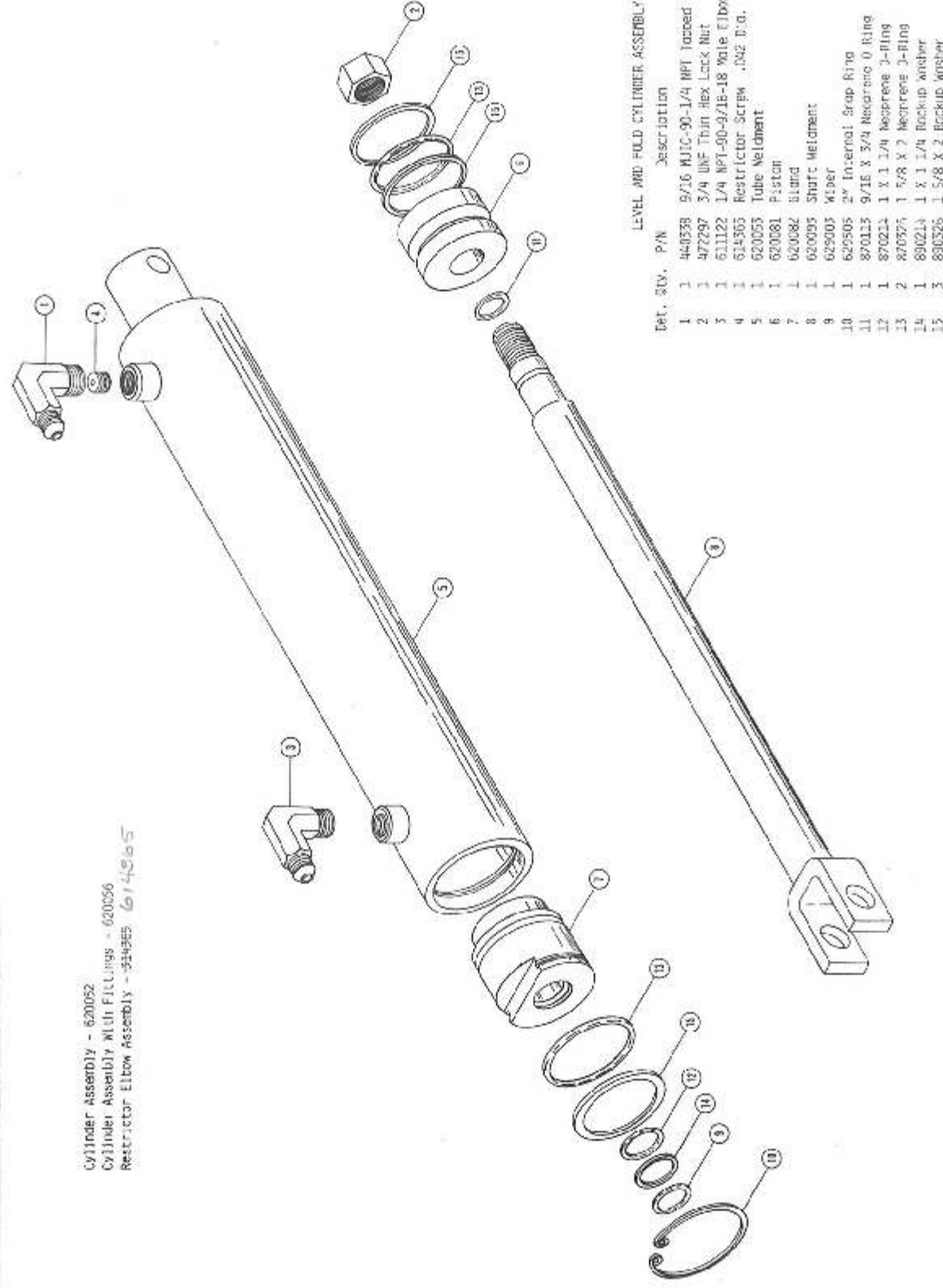


LIFT CYLINDER ASSEMBLY

Qty.	P/N	Description
1	440338	9/16 NJIC-90-1/4 NPT Toprod
2	472297	3/4 UNF Thin Hex Lock Nut
5	611122	1/4 NPT-90-9/16-18 Male Elbow
4	614365	Restrictor Screw .042 D.O.
5	620061	Piston
6	871326	1 5/8 X 2 Neoprene O-Ring
7	891326	1 5/8 X 2 Backup Washer
8	621082	Gland
9	623003	Wiper
10	623505	2" Internal Snap Ring
11	871214	1 X 1 1/4 Neoprene O-Ring
12	891214	1 X 1 1/4 Backup Washer
13	620468	Tube Weldment
14	620505	Shaft Weldment
15	870115	9/16 X 3/4 Neoprene O-Ring

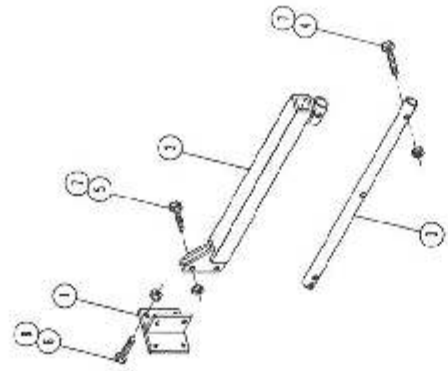
620083 REPAIR KIT

Cylinder Assembly - 620052
 Cylinder Assembly With Fittings - 620056
 Restrictor Elbow Assembly - 614365



LEVEL AND FULL CYLINDER ASSEMBLY

Qty.	P/N	Description
1	440338	9/16 NJIC-90-1/4 NPT Toprod
2	472297	3/4 UNF Thin Hex Lock Nut
5	611122	1/4 NPT-90-9/16-18 Male Elbow
4	614365	Restrictor Screw .042 D.O.
5	620055	Tube Weldment
6	620081	Piston
7	620082	Gland
8	620095	Shaft Weldment
9	629003	Wiper
10	623505	2" Internal Snap Ring
11	870115	9/16 X 3/4 Neoprene O-Ring
12	870224	1 X 1 1/4 Neoprene J-Ring
13	870374	1 5/8 X 7 Neoprene J-Ring
14	890214	1 X 1 1/4 Backup Washer
15	890326	1 5/8 X 2 Backup Washer

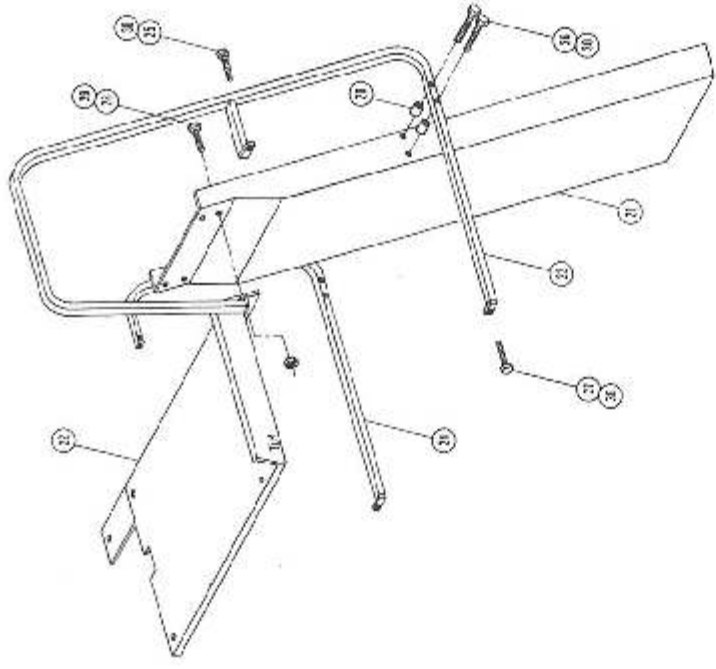
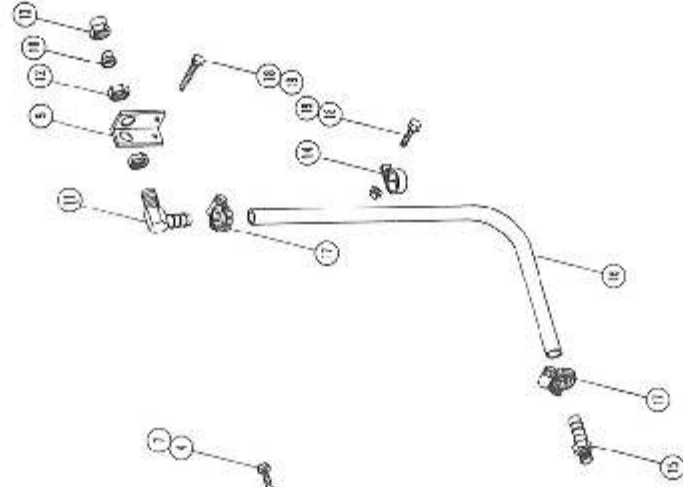


TREAD ADJUSTMENT ASSEMBLY

Det. Qty.	P/N	Description
1	341102	Tread Adjustment Bar Mount
2	341142	Tread Adjustment Tube Weldment
3	341147	Tread Adjustment Slicing Tube
4	900268	1/2 UNC X 2 1/2 Hex Bolt
5	900285	1/2 UNC X 1 1/2 Hex Bolt
6	900333	5/8 JNC X 1 1/2 Hex Bolt
7	914008	1/2 JNC Lock Nut
8	914010	5/8 JNC Lock Nut

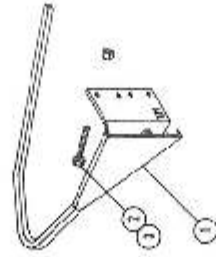
SIGHT GAUGE HOSE ASSEMBLY

Det. Qty.	P/N	Description
9	600265	Sight Gauge Hose Mount
10	741109	Nylon Lip
11	737836	1/2 Connector Nozzle
12	737838	1 1/2 N.L.
13	738800	1 1/2 Steel Cup Nut
14	520117	Cushion Hose Clamp
15	734330	3/4 NPT X 1/2 Hose Barb
16	601235	1/2 X 5/8 Sight Gauge Hose
17	520069	#6 Hose Clamp
18	900002	1/4 UNC X 3/4 Hex Bolt
19	914000	1/4 UNC Lock Nut



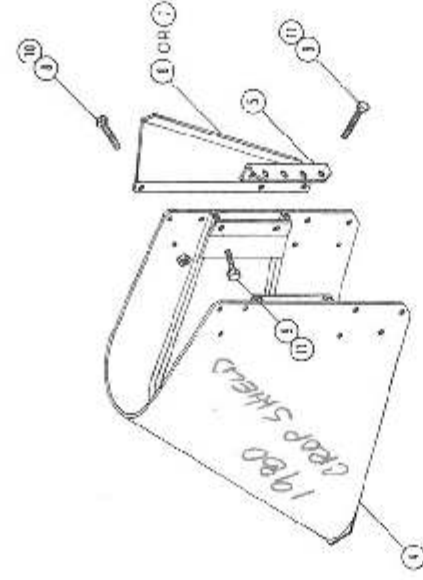
LADDER ASSEMBLY

Det. Qty.	P/N	Description
20	520017	Spacer
21	541126	Ladder Weldment
22	341129	Ladder Mount Plate Weldment
23	341133	Left Ladder Hinge Bolt Weldment
24	341137	Right Ladder Hinge Bolt Weldment
25	900002	1/4 UNC X 3/4 Hex Bolt
26	900006	1/4 UNC X 1 3/4 Hex Bolt
27	900005	1/4 UNC X 1 1/2 Hex Bolt
28	900128	5/8 UNC X 3/4 Hex Bolt
29	914004	3/8 UNC Lock Nut
30	914000	1/4 UNC Lock Nut



CROP GUIDES AND SHIELDS

Det. Qty.	P/N	Description
1	662100	Front Wheel Crop Deflector Weldment
2	900130	3/8 UNC X 1 1/4 Hex Bolt
3	914004	3/8 UNC Lock Nut
4	662122	Cropshield Weldment
5	662130	Cropshield Mount Angle
6	662135	Right Cropshield Skirt
7	662136	Left Cropshield Skirt
8	900002	1/4 UNC X 3/4 Hex Bolt
9	900065	1/2 UNC X 1 1/2 Hex Bolt
10	914000	1/4 UNC Lock Nut
11	914008	1/2 UNC Lock Nut

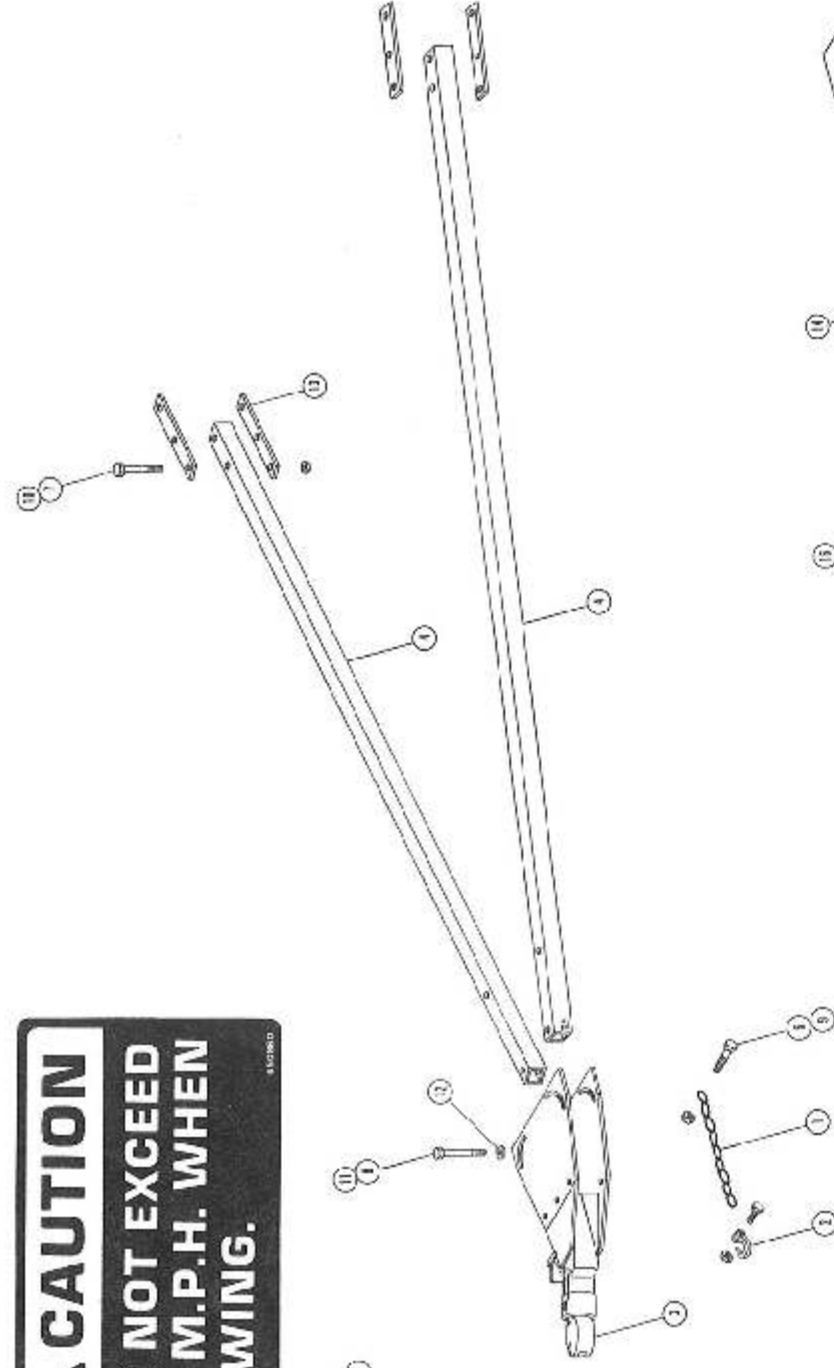


NOT NEEDED 1980

662144 MTS BRKT 8400-8300
662145 MTS ANGLE 8400-8300

CAUTION

DO NOT EXCEED
25 M.P.H. WHEN
TOWING.



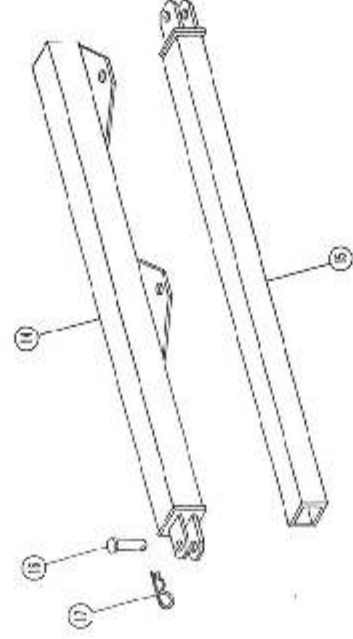
FRONT TOW BAR ASSEMBLY

Det. Qty.	P/N	Description
1	002170	Safety Chain
2	007171	CLEVELAND HOOK
3	007284	Front Tow Bar Hitch Weldment
4	341213	Front Tow Bar Tube Weldment
5	650860	Do Not Exceed 25 MPH Decal
6	900197	7/16 X 1 1/2 UNC Hex Bolt
7	900272	1/2 UNC X 3 1/2 Hex Bolt
8	900767	5/8 UNC X 3 1/2 Hex Bolt
9	914005	7/16 UNC LOCK NUT
10	914008	1/2 UNC LOCK NUT
11	914013	5/8 UNC LOCK NUT
12	928005	5/8 Flat Washer
13	341215	Front Tow Bar Attachment Plate

000595
Tow Bar Assembly

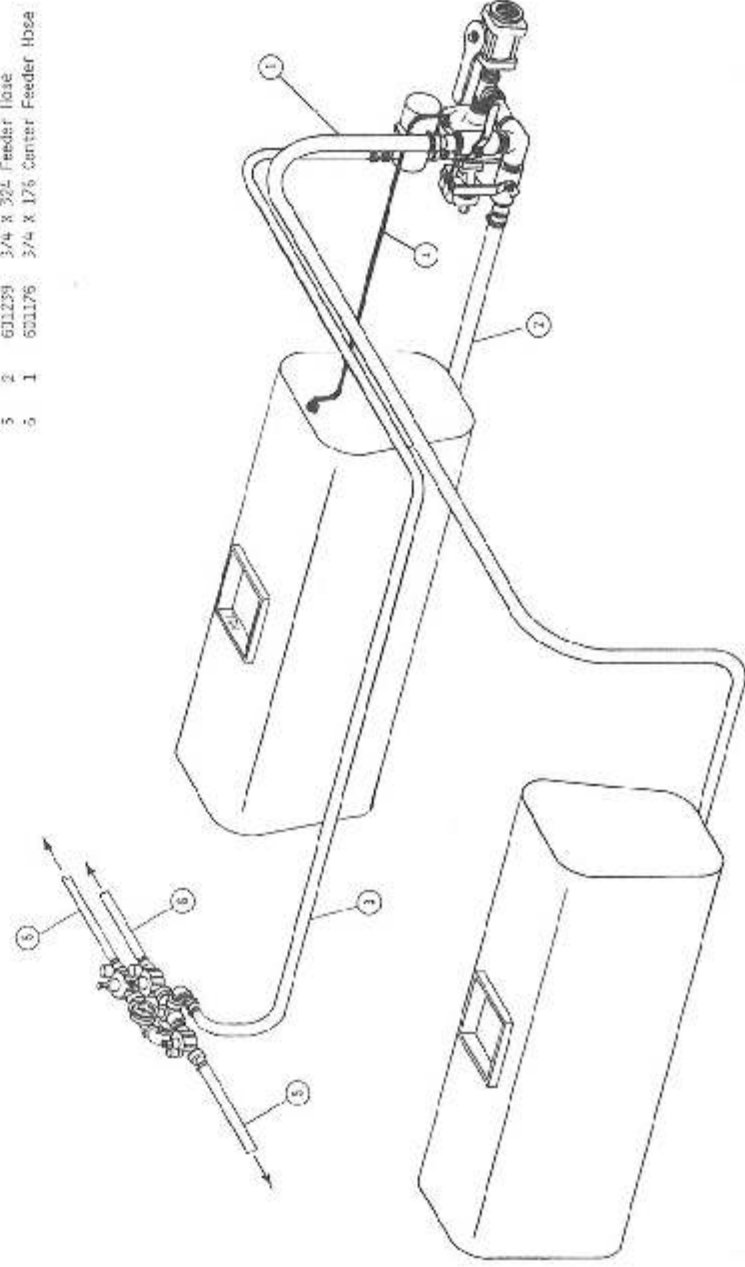
REAR TOW BAR ASSEMBLY

Det. Qty.	P/N	Description
14	341203	Rear Outer Tow Bar Tube Weldment
15	341208	Rear Inner Tow Bar Tube Weldment
16	472278	1 X 2 5/8 Picker Pin
17	611016	Hex Pin



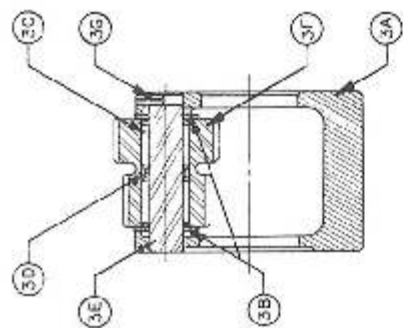
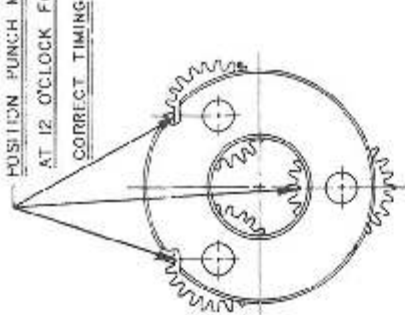
SOLUTION HOSELINE

Det. Qty.	P/N	Description
1	601236	1 1/2 X 228 Hose
2	601237	1 1/2 X 41 Hose
3	601243	1 1/4 X 215 Hose
4	601258	3/8 X 36 Hose
5	601239	3/4 X 324 Feeder Hose
6	601176	3/4 X 176 Center Feeder Hose

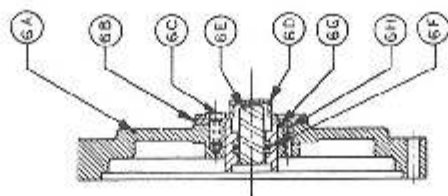


Note: Machine Serial Numbers 057708001 Through 057708020
Use 601212 - 1 X 215 Hose in Place of Item 3.

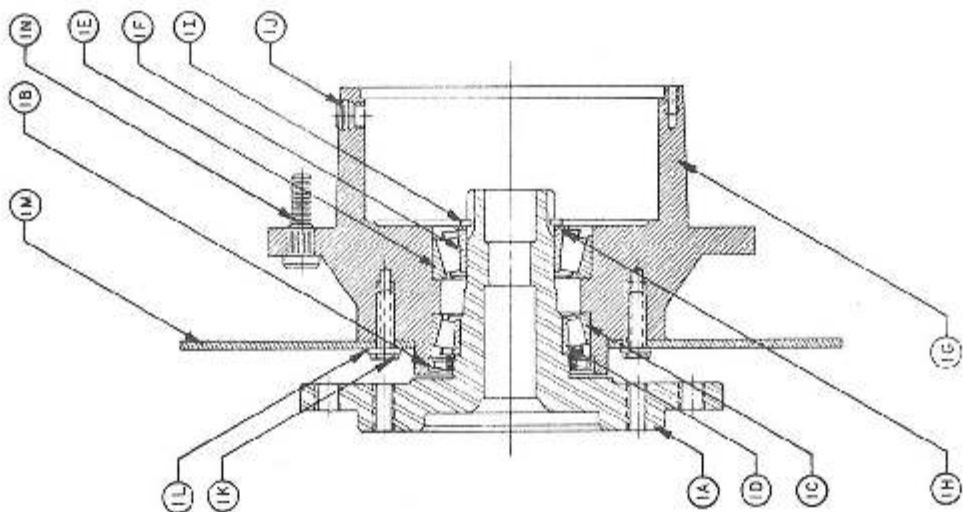
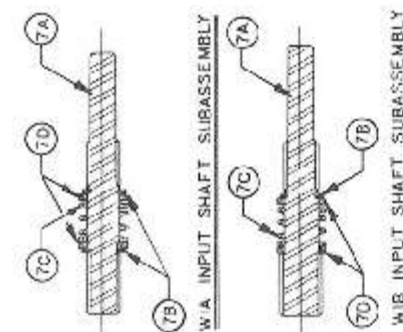
POSITION PUNCH MARKS
AT 12 O'CLOCK FOR
CORRECT TIMING



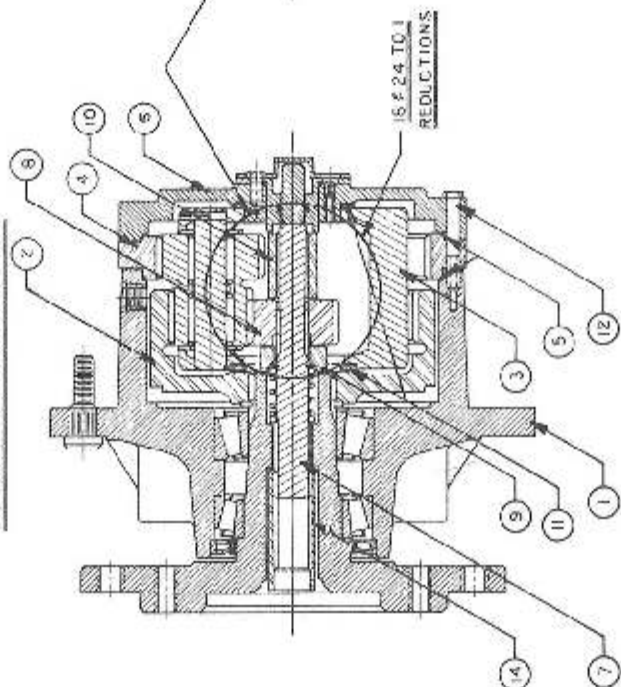
CARRIER SUBASSEMBLY



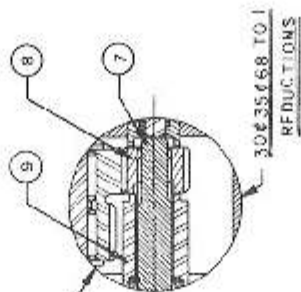
COVER SUBASSEMBLY



HUB-SPINDLE SUBASSEMBLY

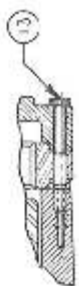


COMPLETE ASSEMBLY



30 & 35 TO 1
REDUCTIONS

15 & 24 TO 1
REDUCTIONS



VIEW OF SHOULDER BOLT

THIS DRAWING AND DESIGN IS THE PROPERTY OF FAIRFIELD MFG. CO., INC. AND IS NOT TO BE REPRODUCED OR TRANSMITTED IN ANY FORM OR BY ANY MEANS, ELECTRONIC OR MECHANICAL, INCLUDING PHOTOCOPYING, RECORDING, OR BY ANY INFORMATION STORAGE AND RETRIEVAL SYSTEM. THE RECIPIENT AGREES NOT TO DISCLOSE THE DESIGN OR INVENTION TO ANY OTHER PERSON OR ORGANIZATION. ANY INFORMATION REGARDING THE DESIGN OR INVENTION OF THIS ARTICLE REPRESENTED HEREON, OR USE THEREOF IN ANY WAY DETERMINED TO BE IN THE INTEREST OF FAIRFIELD MFG. CO., INC.

FAIRFIELD MFG. Co., INC.
LAFAYETTE, I. NO. 47505

DRAFTSMAN	DATE	TITLE	SCALE	DRAWING NO.
B. G. K.	10-8-73	SERVICE LITERATURE		WIA & WIB
CHECKER				
PROJECT ENG.				
RELEASED				

610032 - PLANETARY GEAR ASSEMBLY 1871 Bmt.

ITEM	DESCRIPTION	PART NO.	QTY.
1	Hub-spindle sub-assembly	610154	1
1A	Spindle	610038	1
1B	Seal	610904	1
1C	Bearing cup	610905	1
1D	Bearing cone	610906	1
1E	Bearing cup	610907	1
1F	Bearing cone	610908	1
1G	Hub	610047	1
1H	Spacer	610909	1
1I	Retaining ring	610910	1
1J	Pipe plug	610147	2
1N	Stud	610911 824051	9
2	Internal gear	610148	1
3	Carrier assembly	610912	1
4	Ring gear	610929	1
5	O'ring	610903	2
6	Cover assembly	610155	1
6A	Cover	610149	1
6B	Cover cap	610914	1
6C	Bolt	610150	4
6D	Disconnect cap	610901	1
6E	Disconnect rod	610915	1
6F	O'ring	610916	1
6G	O'ring	610917	1
6H	Pipe plug	610151	1
6J	ID plate	610152	1
7	Input shaft assembly	610048	1
7A	Input shaft	610046	1
7B	Retaining ring	610936	1
7C	Spring	610145	1
7D	Spacer	610153	2
8	Input gear	610919	1
9	Thrust spacer	610920	1
10	Thrust spacer	610921	1
11	Thrust washer	610922	2
12	Bolt	610930	12
13	Shoulder bolt	610923	4
14	Coupling	610037	1
16	Flat washer	610049	15

NOTICE

The following three pages contain decals for the 1980 8400

These decals can be obtained at no cost and should be used whenever your machine is repainted or when the decals become worn, weathered, or faded.

Special attention should be paid to decals involving personal safety. They have been attached for your protection.

KEEP THEM IN PLACE.

Contact: Hagie Manufacturing Co.
Box 273, Clarion, Iowa 50525

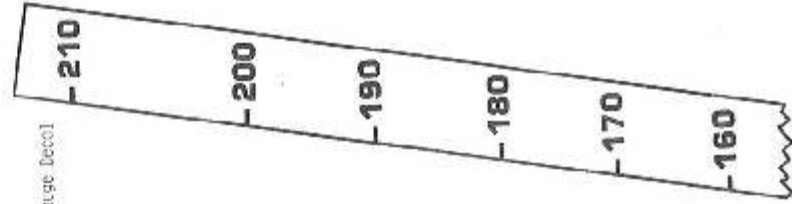
8400 DECALS

P/N	Qty.	Description	Location
650843	1	Rear Console Decal	On rear console sheet metal
650844	1	Front Console Decal	On front console sheet metal
650853	1	Steering Console Decal	On steering column cover
650854	1	Speedometer Decal	On Speedometer gauge
*650845	2	8400 Decal	(1) - Right rear of upper engine sheet metal (1) - Left rear of upper engine sheet metal
*650846	2	Hagie Decal	(1) - Rear of right tank (1) - Rear of left tank
*650847	2	No Passengers Decal	(1) - On ladder (1) - On left inside door channel
*650848	1	Slip or Fall Decal	On ladder
*650849	1	Engine Fuel Decal	Near fuel filler neck
*650850	2	Chemicals Decal	(1) - On left tank lid (1) - On right tank lid
*650851	3	Shields Decal	(1) - On right rear tank shield (1) - On right upper engine sheet metal, near front mullion (1) - On left upper engine sheet metal, near front mullion
*650852	1	Read Manual Decal	On front cab mounting angle to right of steering column
*650856	1	Right Tank Gauge Decal	On right rear leg
*650857	1	Left Tank Gauge Decal	On left rear leg
*650858	1	Do Not Use Ether Decal	On front mullion near air cleaner extension tube
*650954	1	Diesel Decal	Near fuel filler neck
*650981	1	Cooling System Decal	On top of radiator
*650982	1	Electrical System Decal	On left upper engine sheet metal near center top engine access panel
*650985	4	Wheel Bolt Torque Decal	On each wheel rim
650860	1	Do Not Exceed 25 MPH	On tow bar top plate
650861	1	Vent Slide Decal	On air conditioner console

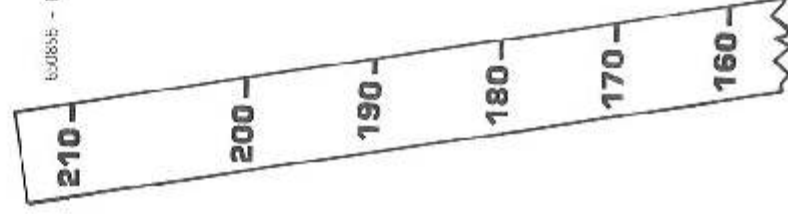
*NOTE: Asterisk denotes decals included in decal package - 650859

8400

650857 - Left Tank Gauge Decal



650858 - Right Tank Gauge Decal




650845 - 8400 Decal

Keep wheel bolts tight.
See owner's manual for
torque specifications.

650865 - Wheel Bolt Torque Decal

CAUTION
Pressure cooling system.
Remove cap slowly.

650981 - Cooling System Decal



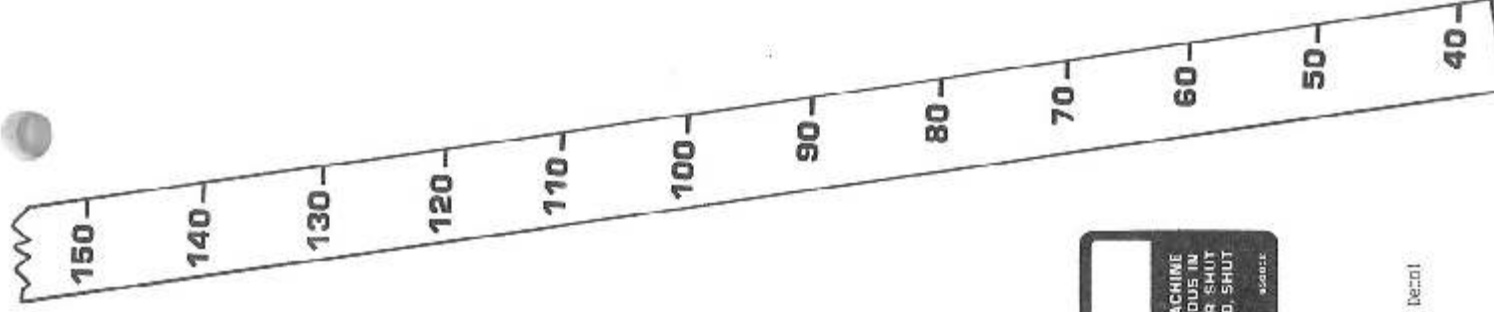
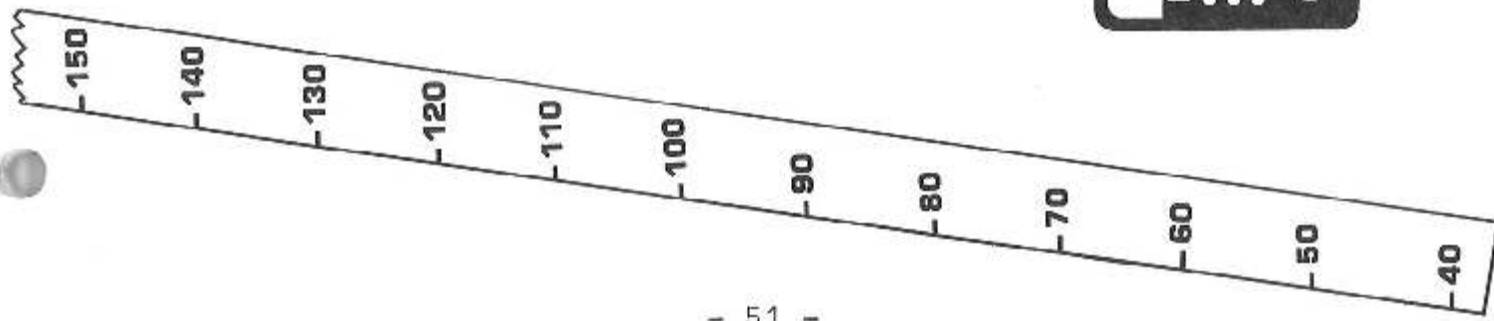
650854 - Speedometer Decal

CAUTION
FOR EMERGENCY STOP:
1. MOVE CONTROL LEVER TO THE N (NEUTRAL) POSITION
2. APPLY BRAKES.
3. TURN ENGINE OFF.

FOLLOW THESE STEPS TO PREVENT INJURY OR DAMAGE.

OR
FLASHER
OFF

650853 - Steering Console Decal



CAUTION
Electrical system is 12 volt negative ground. When using booster with jump cables, precautions must be taken to prevent personal injury or damage to electrical parts.
1. Attach one end of jumper cable to positive terminal of booster battery and other end to positive terminal of vehicle battery connected to starter motor.
2. Attach one end of second cable to negative terminal of booster battery and other end to vehicle frame away from battery. Do not attach to cab or cab support.
3. If necessary, increase above sequence exactly to avoid sparks. See operator's manual for additional information.

650882 - Electrical System Decal

CAUTION
DO NOT USE ETHER AS A STARTING FLUID WITH THIS ENGINE. IT IS EQUIPPED WITH A GLOW PLUG IGNITER. USE OF ETHER MAY RESULT IN INJURY OR DEATH. SEE OPERATOR'S MANUAL FOR STARTING INSTRUCTIONS.

650838 - Do Not Use Ether Decal

WARNING
CHEMICALS ARE DANGEROUS.
READ THE CHEMICAL MANUFACTURER'S LABELS TO AVOID INJURY OR DAMAGE.

650850 - Chemicals Decal

DIESEL

650754 - Diesel Decal

CAUTION
ENGINE FUEL CAN BE DANGEROUS
• TURN OFF ENGINE BEFORE REFUELING.
• DO NOT SMOKE WHILE REFUELING.
• CLEAN OFF ANY SPILLED FUEL AFTER REFUELING.
CARELESSNESS WITH FUEL CAN KILL

650849 - Caution, Engine Fuel Decal

CAUTION
DON'T RISK INJURY BY SLIPPING OR FALLING
BE CAREFUL
WATCH YOUR STEP

650848 - Slip Or Fall Decal

CAUTION
SHIELDS ARE FOR YOUR PROTECTION.
KEEP THEM IN PLACE.

650851 - Shields Decal

WARNING
THIS MACHINE WAS NOT DESIGNED TO CARRY PASSENGERS.
FAILURE TO KEEP PASSENGERS OFF MAY RESULT IN THEIR INJURY OR DEATH.

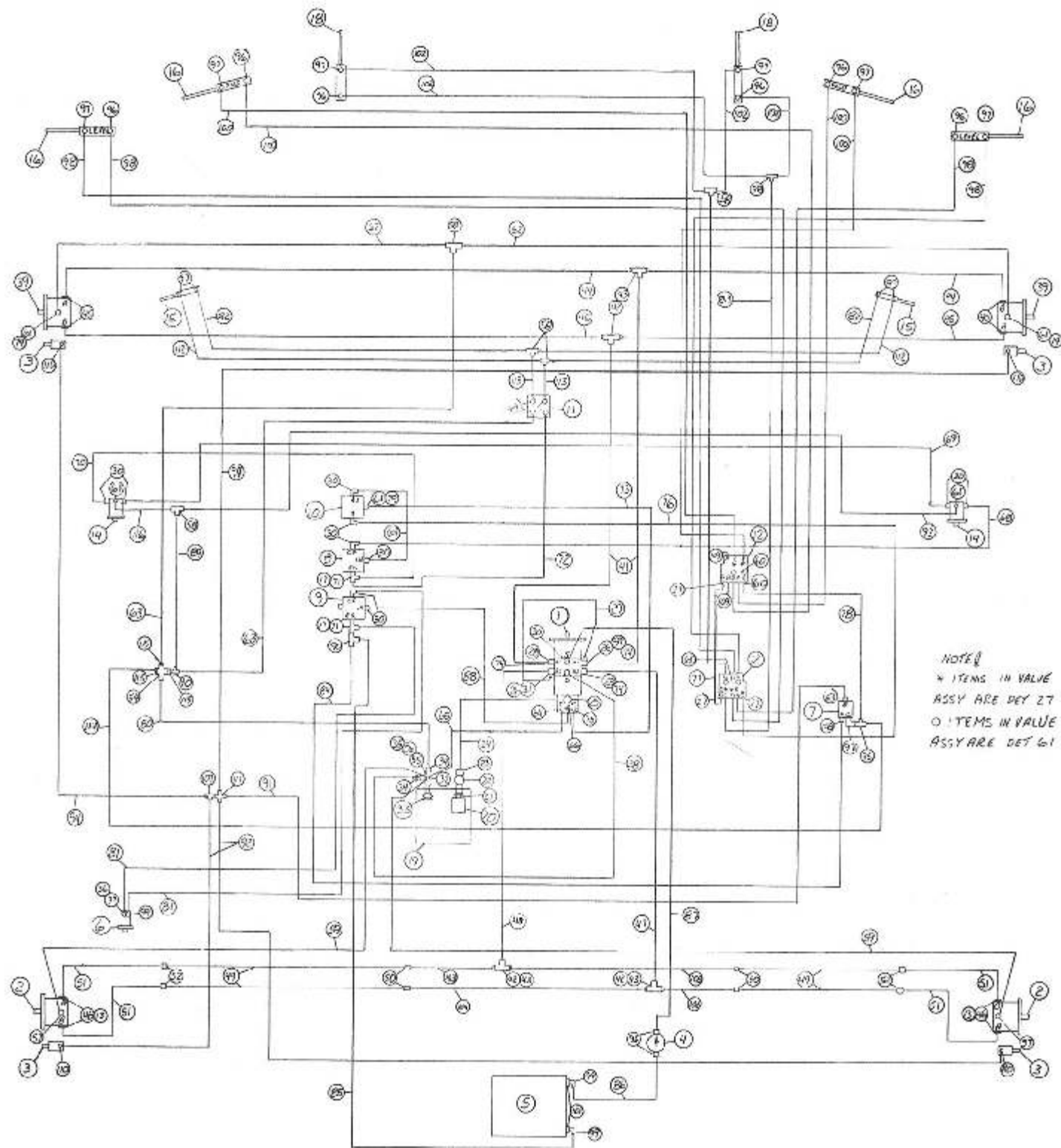
650847 - No Passengers Decal

CAUTION
READ OPERATOR'S MANUAL. BE ALERT. LEARN TO OPERATE THIS MACHINE SAFELY. OBSERVE ALL SAFETY PRACTICES. MACHINES CAN BE HAZARDOUS IN THE HANDS OF AN UNFAMILIAR, UNTRAINED, OR COMPLACENT OPERATOR. SHUT OFF ENGINE BEFORE SERVICING. WHEN MECHANISM BECOMES CLOGGED, SHUT OFF ENGINE BEFORE CLEANING. DON'T RISK INJURY OR DEATH.

650852 - Read Manual Decal

TO OPEN OUTSIDE AIR VENT
PUSH VENT KNOB IN.
TO CLOSE OUTSIDE VENT
PULL KNOB OUT.

650851 - Air Vent Knob Decal



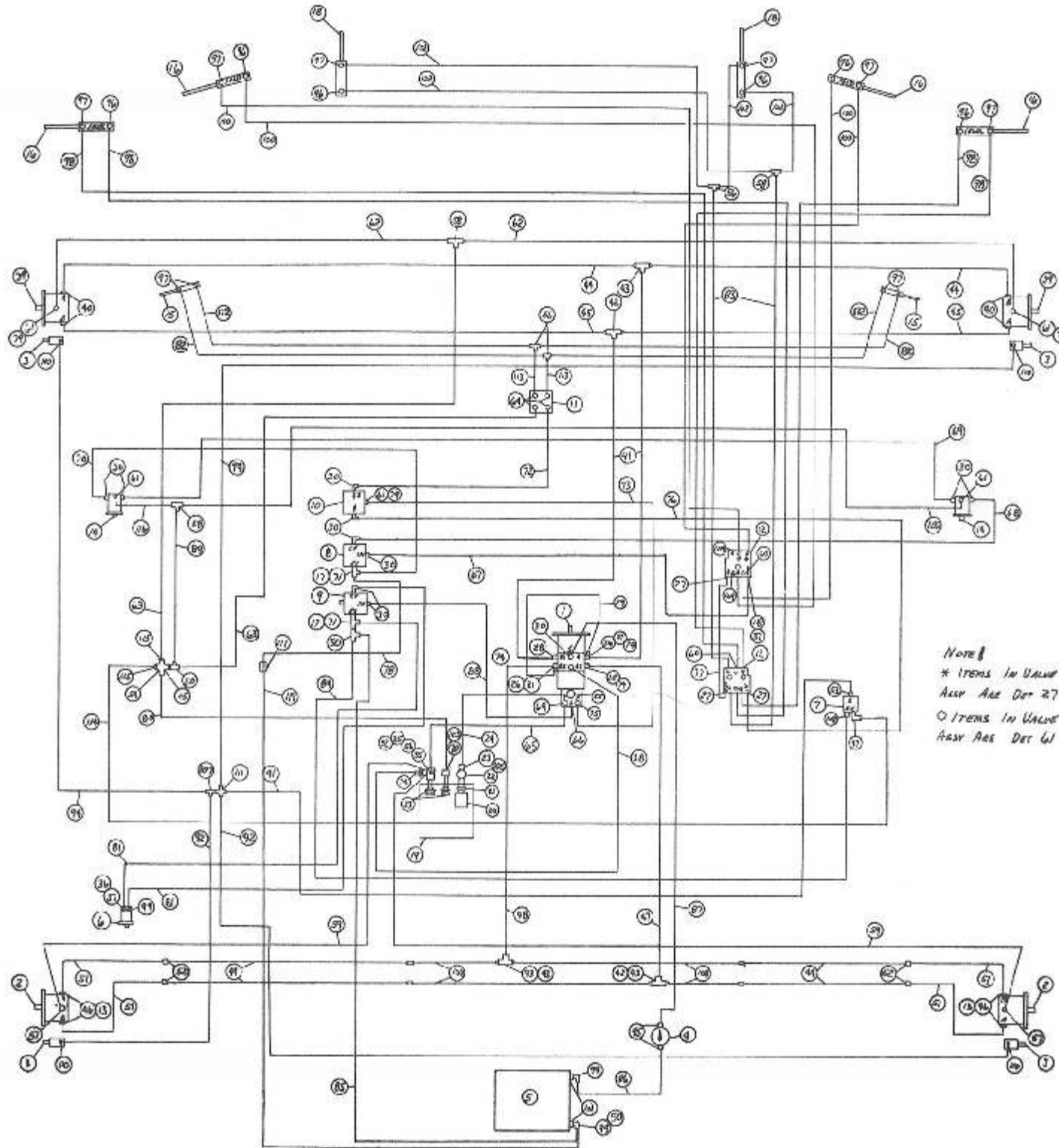
8400 - HYDRAULIC SCHEMATIC

COVERS MACHINE SERIAL NUMBERS 057700001 - 057700020

Ref.	Part No.	Req.	Description	Ref.	Part No.	Req.	Description
1	610290	1	Vickers Hydro Pump	59	615449	2	Hose 6CIT-5FJX-6FJX-126
2	610229	2	Vickers Wheel motor/thru shaft	60	618440	3	9/16 MOR 90 9/16 MJIC Tong
3	620057	4	Wtl. motor displ. cyl.	61	618119	8	9/16 MOR 90 9/16 MJIC
4	610337	1	Michigar Filter	62	615450	2	Hose 6 CIT-6FJX-6FJX-112
5	618008	1	Oil cooler	63	615451	2	Hose 6CIT-8FJX-6FJX-58
6	650249	1	Hydro sol. pump	64	618109	5	3/4 MCR x 9/16 M.I.C
7	610302	1	3-way solenoid valve	65	615452	1	Hose 6 CIT-6FJX-6FJX-16
8	606827	1	Agit. VFC FC51	66	618327	1	7/8 MCR x 3/4 MJIC
9	606818	1	Sol. pump VFC FC51	67	615453	1	Hose 6 CIT-8FJX-8FJX-38
10	610307	1	Flo divider BG 53	68	615454	1	Hose 6 CIT-8FJX-8FJX-90-147
11	610318	1	Strg. mctor 6.2	69	615455	1	Hose 6 CIT-8FJX-185
12	606585	2	3-spool Cessna Valve	70	615456	1	Hose 6 CIT-8FJX-8FJX-137
13	611128	4	7/8 MOR 90 7/8 MJIC	71	618494	2	3/4 MCR run 3/4 MJIC 3/4 MJIC T.
14	610051	2	Agit. Mtr. 1.8 in.	72	615457	1	Hose 6 CIT-6FJX-6FJX-80
15	620145	2	Strg. cylinder	73	615458	1	Hose 6 CIT-6FJX-6FJX-90-77
16	620052	4	Level & fold cylinder	74	618495	3	1 1/16 MJIC 90 1 1/16 FJIC swiv.
17	618171	2	7/8 MOR x 3/4 FOR	75	618115	1	3/4 MCR 90 9/16 MJIC
18	620499	2	Lift cylinder	76	615459	1	Hose 6 CIT-8FJX-6FJX-45-21
19	760049	1	Hyd. tank	77	610042	1	Hose 4 CIT-6FJX-6FJX-13
20	610226	1	Sump filter 1 1/2 FNPT	78	615460	1	Hose 6 CIT-6FJX-6FJX-11
21	507015	1	1 1/2 MNPT x 1 1/4 FNPT	79	618172	3	7/8 MCR x 9/16 FOR
22	506303	1	1 1/4 NPT 90° elbow	80	615461	1	Hose 12MB-12FJX-12FJX-30
23	618478	1	1 1/4 MNPT x 1 5/8 MJIC	81	615462	2	Hose 8 CIT-8FJX-8FJX-90-180
24	615447	1	Hose 20C4-20FJX-20FJX-30	82	615026	2	Hose 4 CIT-6FJX-6FJX-37
25	618472	1	1 5/8 MOR x 1 5/8 MJIC	83	611206	2	Hose 4 CIT-6FJX-6FJX-66
26	615488	2	1 5/16 MOR 90 1 1/16 MJIC tappec	84	615463	1	Hose 6 CIT-8FJX-6FJX-14
27	618126	8	9/16 MOR x 9/16 MJIC	85	615464	1	Hose 8 CIT-8FJX-8FJX-105
28	618308	2	1 5/16 MOR x 1 1/16 MJIC	86	615465	1	Hose 8 CIT-8FJX-8FJX-33
29	615401	1	Hose 6CIT-6FJX-6FJX-22	87	615466	1	Hose 8 CIT-8FJX-8FJX-90-58
30	618183	11	7/8 MOR 90 3/4 MJIC	88	615467	1	Hose 8 CIT-8FJX-8FJX-45-80
31	440308	1	1/4MNPT 90 9/16 MJIC w/.38 restr.	89	615468	1	Hose 6 CIT-8FJX-6FJX-50
32	505099	1	1 NPT side outlet tee	90	618451	2	3/4 FJIC swiv. run x 3/1 MJIC T.
33	605633	1	1 NPT sump diffuser	91	615469	1	Hose 4 CIT-4FJX-4FJX-24
34	618519	2	1 NPT 90 1 1/16 MJIC	92	615470	2	Hose 4 CIT-4FJX-4FJX-220
35	618496	2	9/16 FJIC swiv. run T. 9/16 MJIC	93	615475	1	Hose 4 CIT-6FJX-6FJX-45-78
36	503010	1	1/2 NPT x 3/8 FNPT bushing	94	615472	2	Hose 4 CIT-4FJX-4FJX-143
37	618194	1	3/8 NPT 90 3/4 MJIC	95	610300	2	3/4 MNPT x 3/4 M.I.C
38	615448	1	Hose 12C3-12FJX-12MB-31	96	614365	6	Restrictor ass'y
39	610228	2	Vickers wheel mtr. no shaft ext.	97	611122	12	1/4 MNPT 90 9/16 MJIC
40	618475	4	1 5/16 MOR 90° 3/4 MJIC	98	614098	4	Hose 4 CIT-6FJX-6FJX-201
41	615425	2	Hose 12C10-12FJX-12FJX-90	99	611145	3	1/2 MNPT 90 3/4 MJIC
42	618449	4	1 1/16MJICx1 1/16MJICx1 1/16MJIC run T.	100	614154	4	Hose 4 CIT-6FJX-6FJX-221
43	618518	8	1 1/16 FJIC swiv. x 7/8 MJIC	101	505005	2	1 MNPT x 1/2 FNPT bushing
44	615426	2	Hose 8TWM-10FJX-8FJX-90 114	102	611204	4	Hose 4 CIT-6FJX-6FJX-78
45	615427	2	Hose 8TWM-10FJX-8FJX-107	103	615478	1	Hyd. tube 5/8 OD x .083 wa. 4130
46	618303	4	1 5/16 MOR x 7/8 PCR	104	615477	1	Hyd. tube 5/8 OD x .083 wa. 4130
47	615428	1	Hose 12C10-12FJX-12FJX-40	105	615478	1	Hyd. tube 5/8 OD x .083 wa. 4130
48	615429	1	Hose 12C10-12FJX-12FJX-36	106	615476	1	Hyd. tube 5/8 OD x .083 wa. 4130
49	615430	4	Hose 8TWM-10FJX-10FJX-35	107	618485	1	7/16 FJIC swiv. run T. x 7/16 MJIC
50	618497	4	7/8 MJIC x 7/8 MJIC BHD	108	611121	1	1/4 MNPT x 9/16 MJIC
51	615446	4	Hyd. tube 5/8 OD x .083 wa. 4130	109	610185	2	9/16 MOR plug
52	618522	4	7/8 MJIC 45° 7/8 MJIC	110	618498	4	1/4 MNPT x 7/16 MJIC
53	618479	1	1/4 NPT 90 7/16 MJIC	111	618490	1	7/16 MJIC union cross
54	618492	1	1 1/16 MJIC union cross	112	616056	2	Hose 4 CIT-6FJX-6FJX-32
55	505006	1	1 NPT x 1/4 NPT	113	615442	2	Hose 4 CIT-6FJX-6FJX-55
56	618520	1	1/4MNPT,run x 9/16 MJIC,br.x9/16MJIC T.	114	615473	1	Hose 6 CIT-6FJX-8FJX-18"
57	618310	2	7/8 MCR x 9/16 M.I.C	115	618484	3	1 1/16 FJIC x 3/4 MJIC adptr.
58	610193	6	9/16 MJIC union tee BHD	116	615474	1	Hose 4 CIT-6FJX-6FJX-45-90

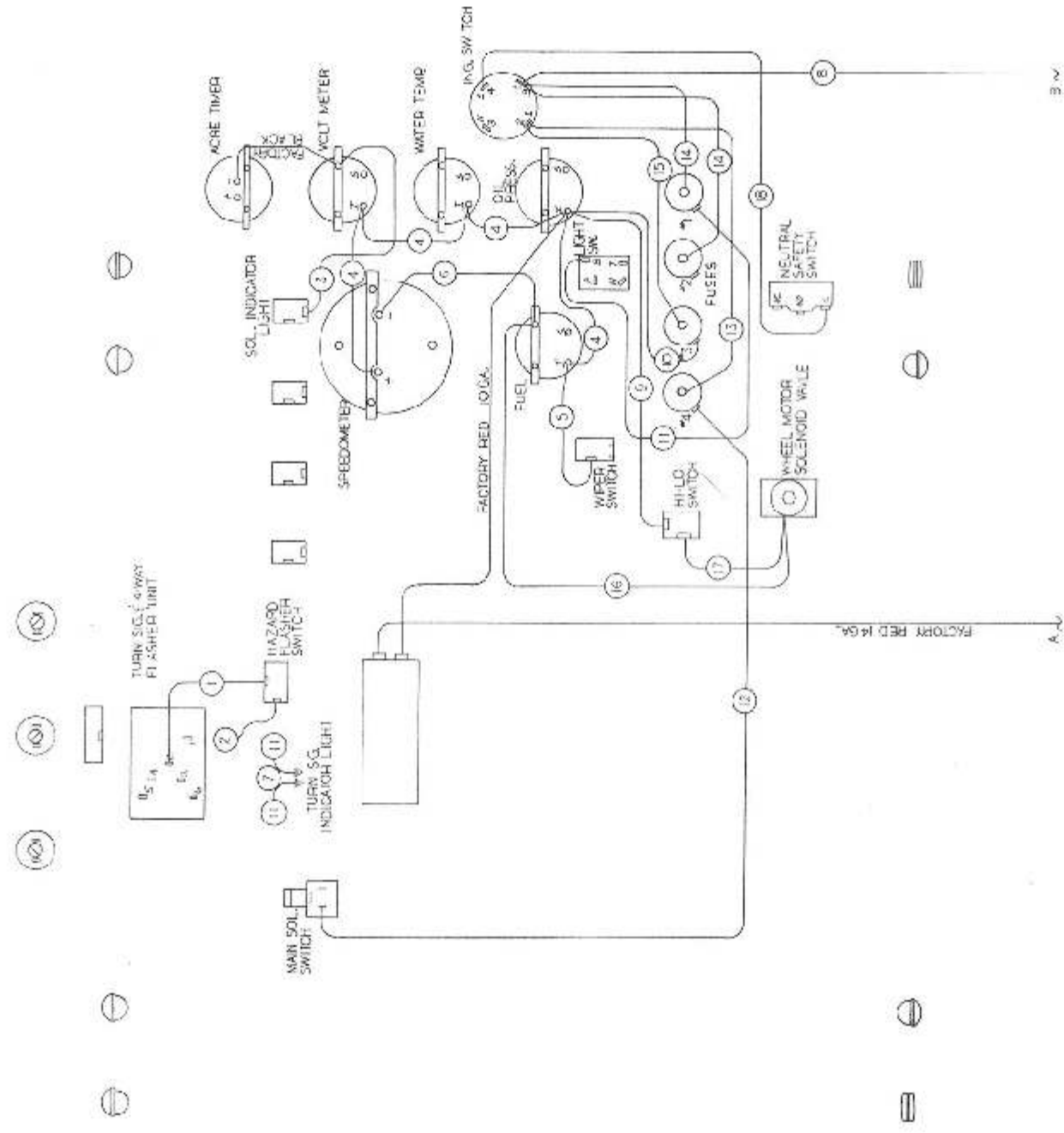
8400 - HYDRAULIC SCHEMATIC

COVERS MACHINE SERIAL NUMBERS 057708021 - 057708060



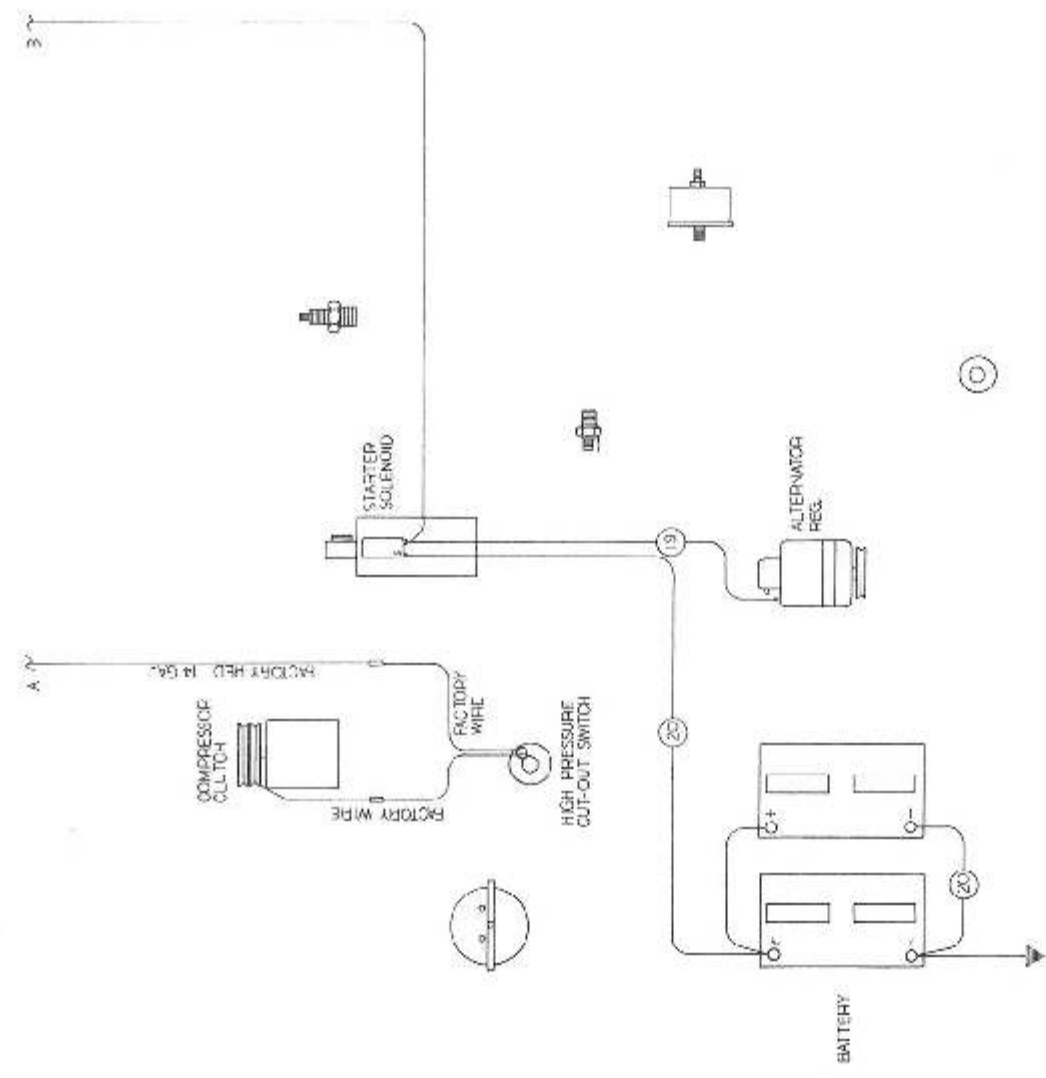
Note:
 * Items in Use
 Ass. Ass. Der 27
 ○ Items in Use
 Ass. Ass. Der 61

Ref.	Part No.	Req.	Description	Ref.	Part No.	Req.	Description
1	610290	1	Vickers Hydro pump	61	618119	8	9/16 MOR 90 9/16 MJIC
2	610229	2	Vickers wheel motor/thru shaft	62	618450	2	Hose CIT-6FJX-6FJX45-112
3	620057	4	Wheel motor displ. cyl.	63	615451	2	Hose 6 CIT-8FJX-6FJX-58
4	610337	1	Michigan Filter	64	618109	5	3/4 MOR x 9/16 MJIC
5	618088	1	01' Cooler	65	615452	1	Hose 6 CIT-6FJX-6FJX-16
6	690249	1	Hypro solution pump	66	618327	1	7/8 MOR x 3/4 MJIC
7	610302	1	3-way solenoid valve	67	615453	1	Hose 6 CIT-8FJX-8FJX-38
8	606827	1	Agf. VFC FCS1	68	615454	1	Hose 6 CIT-8FJX-8FJX90-147
9	606818	1	Sol. pump VFC FCR51	69	615445	1	Hose 6 CIT-8FJX-8FJX-185
10	610307	1	Flo divider 8G 53	70	615456	1	Hose 6 CIT-8FJX-8FJX-137
11	610318	1	Steering motor 6.2	71	618494	2	3/4 MOR run 3/4 MJIC 3/4 MJIC T.
12	606585	2	3-spool Cassna Valve	72	615457	1	Hose 6 CIT-6FJX-8FJX-80
13	61128	4	7/8 MOR 90 7/8 MJIC	73	615458	1	Hose 6 CIT-6FJX-6FJX90-77
14	610051	2	Agf. motor 1.3 in. ³	74	618495	3	1 1/16 MJIC 90 1 1/16 FJIC sw.
15	620145	2	Steering cylinder	75	618115	1	3/4 MOR 90 9/16 MJIC
16	620052	4	Level & Fold cylinder	76	615459	1	Hose 6 CIT-8FJX-6FJX45-21
17	618171	2	7/8 MOR x 3/4 FOR	77	616042	1	Hose 4 CIT-6FJX-6FJX-13
18	620499	2	Lift cylinder	78	615453	1	Hose 8 CIT-8FJX-8FJX-38
19	760049	1	Hyd. tank	79	618172	3	7/8 MOR x 9/16 FOR
20	610226	1	Sump filter 1 1/2 FNPT	80	615461	1	Hose 12 RLB-12FJX-12FJX-80
21	507015	1	1/2 MNPT x 1 1/4 FNPT	81	615462	2	Hose 8 CIT-8FJX-8FJX90-180
22	506303	1	1/4 NPT 90° elbow	82	616026	2	Hose 4 CIT-6FJX-6FJX-37
23	618478	1	1/4 MNPT x 1 5/8 MJIC	83	611206	2	Hose 4 CIT-6FJX-6FJX-66
24	615447	1	Hose 20 C4-20FJX-20FJX-30	84	615463	1	Hose 6 CIT-8FJX-6FJX-14
25	618472	1	5/8 MOR x 1 5/8 MJIC	85	615464	1	Hose 8 CIT-8FJX08FJX-105
26	615488	2	5/16 MOR 90 1 1/16 MJIC tapped	86	615465	1	Hose 8 CIT-8FJX-8FJX-33
27	618126	8	9/16 MOR x 9/16 MJIC	87	615466	1	Hose 8 CIT-8FJX-8FJX90-58
28	618308	2	5/16 MOR x 1 1/16 MJIC	88	615467	1	Hose 8 CIT-8FJX-8FJX45-80
29	615401	1	Hose 6 CIT-6FJX-6FJX-22	89	615468	1	Hose 6 CIT-8FJX-6FJX-50
30	618183	11	7/8 MOR 90 3/4 MJIC	90	505303	1	1 NPT 90° Elbow
31	440338	1	1/4 MNPT 90 9/16 MJIC w/.038 restr.	91	615469	1	Hose 4 CIT-4FJX-4FJX-24
32	505098	1	1 NPT side outlet elbow	92	615470	2	Hose 4 CIT-4FJX-4FJX-220
33	605603	2	1 NPT sump diffuser	93	618489	1	1 1/16 MJIC union Tee
34	618519	1	1 NPT 90 1 1/16 MJIC	94	615472	2	Hose 4 CIT-4FJX-4FJX-148
35	618486	1	9/16 FJIC swiv. run T. 9/16 MJIC	95	610303	2	3/4 MNPT x 3/4 MJIC
36	503010	1	1/2 NPT x 3/8 FNPT bushing	96	614365	6	Restrictor ass'y
37	618184	2	3/8 NPT 90 3/4 MJIC	97	611122	12	1/4 NPT 90 9/16 MJIC
38	616448	1	Hose 12 C3-12FJX-12MB-31	98	614098	4	Hose 4 CIT-6FJX-6FJX-201
39	610228	2	Vickers wheel mtr. no shfl. exL.	99	611145	3	1/2 MNPT 90 3/4 MJIC
40	618475	4	1 5/16 MOR 90 3/4 MJIC	100	614154	4	Hose 4 CIT-6FJX-6FJX-221
41	616425	2	Hose 12 CID-12FJX-12FJX-90	101	505005	2	1 MNPT x 1/2 FNPT bushing
42	618449	3	1 1/16 MJIC x 1 1/16 MJIC x 1 1/16 runT.	102	611201	1	Hose 4 CIT-6FJX-6FJX-78
43	618510	8	1 1/16 FJIC swiv. x 7/8 MJIC	103	618434	1	1 NPT x 1 1/16 MJIC
44	615426	2	Hose 8 TWM-10FJX-8FJX90-114	104	610335	4	Hose 8 TWM-10FJX-10FJX-24
45	615427	2	Hose 8 TWM-10FJX-8FJX-107	105	506410	1	1 1/4 NPT 90° SL. El.
46	618303	4	1 5/16 MOR x 7/8 FOR	106	615475	1	Hose 4 CIT-6FJX-6FJX45-78
47	615428	1	Hose 12 CID-12FJX-12FJX-40	107	618485	1	7/16 FJIC swiv. run T. x 7/16 MJIC
48	615429	1	Hose 12 CID-12FJX-12FJX-36	108	611121	1	1/4 MNPT x 9/16 MJIC
49	615430	4	Hose 8 TWM-10FJX-10FJX-35	109	610185	2	9/16 MOR plug
50	618451	3	3/4 FJIC swiv. run x 3/4 MJIC tee	110	618498	4	1/4 MNPT x 7/16 MJIC
51	615446	4	Hyc. tube 5/8 OD x .083 wa. 4130	111	618490	1	7/16 MJIC union cross
52	618522	4	7/8 MJIC 45° 7/8 MJIC	112	616056	2	Hose 4 CIT-6FJX-6FJX-32
53	615479	1	1/4 NPT 90 7/16 MJIC	113	615442	2	Hose 4 CIT-6FJX-6FJX-55
54	618492	1	1 1/16 MJIC union cross	114	615473	1	Hose 6 CIT-6FJX-8FJX-18"
55	505006	1	1 NPT x 1/4 NPT	115	618484	3	1 1/16 FJIC x 3/4 MJIC adapt.
56	615520	1	1/4 MNPT, run x 9/16 MJIC, br. x 9/16 M.T.	116	615474	1	Hose 4 CIT-6FJX-6FJX45-90
57	618310	2	7/8 MOR x 9/16 MJIC	117	618314	1	3/4 MJIC union
58	610193	6	9/16 MJIC union tee DHD	118	618145	1	9/16 MOR x 3/8 NPSM
59	615449	2	Hose 6 CIT-6FJX-6FJX-126	119	614372	1	Hose 8 CIT-8FJX90-8FJX-114
60	618440	2	9/16 MOR 90 9/16 MJIC lg.				



ELECTRICAL SCHEMATIC
(JUMPER WIRES)

Qty.	P/N	Description
1	291109	Red - 14 Gauge X 4
2	291108	Blue - 14 Gauge X 4
3	291095	Black - 14 Gauge X 4
4	291097	Blue - 14 Gauge X 6
5	291102	Orange - 14 Gauge X 5
6	291094	Black - 14 Gauge X 4
7	291107	Blue - 14 Gauge X 3
8	291112	Red - 10 Gauge X 100
9	291101	Blue - 14 Gauge X 6
10	291096	Blue - 14 Gauge X 5
11	291104	Brown - 14 Gauge X 5
12	291105	Green - 12 Gauge X 52
13	291106	Green - 12 Gauge X 10
14	291306	White - 14 Gauge X 10
15	291443	Red - 14 Gauge X 10
16	291098	Black - 14 Gauge X 14
17	291106	Blue - 14 Gauge X 12
18	291103	Yellow - 14 Gauge X 15
19	290063	12" Solenoid Cable
20	291084	42" Battery Cable



ABBREVIATIONS

ADPTR - Adapter	MTR - Motor
AGI. - Agitator	P/N - Part Number
ASSY - Assembly	QTY - Quantity
DET. - Detail	REF. - Reference
DISPL - Displacement	REST. - Restrictor
EL - Elbow	REQ. - Required
EXT - Extension	SHFT - Shaft
FLO - Flow	SOL - Solution
FNPT - Female National Pipe Thread	ST - Street
FOR - Female O'ring	SWIV. - Swivel
HYD - Hydraulic	UNC - Unified National Course (Thread)
HYDRO - Hydrostatic	UNF - Unified National Fine (Thread)
LG - Long	V - Volt
MJIC - Male J.I.C.	W/ - With
MOR - Male O'ring	WHL - Wheel

-A-

Access Cover, Console.....25
 Access Panel.....40
 Acre Timer.....24
 Adaptor,
 Flywheel Sheave.....5
 Sheave.....9
 Adjustment Rod, Pump.....9
 Adjustment, Tread.....42
 Agitator
 Shaft.....32
 Impeller.....32
 Air Cleaner.....11
 Mount.....11
 Filter.....11
 Air Conditioner
 Blower Housing Mount.....22
 Compressor Pump Kit.....7
 Condensor Kit.....8
 Alternator.....6
 Sheave.....6
 Spacer.....6
 Angle, Tank Mount.....33
 Arm, Pump Mount.....5
 Steering.....12
 Wiper.....20
 Arm Rest.....24

-B-

Battery.....6
 Cable.....6
 Hold Down.....6
 Bearing, Fan Shaft.....8
 Bell Housing Weldment.....6
 Belt.....6,7
 Cover.....6
 Blade, Wiper.....20
 Boom.....37
 Break-away.....36
 Brace,
 Exhaust Pipe.....10
 Radiator.....8
 Bracket, Fuel Filter.....5
 Brake
 Cable.....21
 Caliper.....13
 Disc.....13
 Lever.....21
 Pad.....13
 Retainer Clip.....13

Break-away, Boom.....36
 Breather.....18

-C-

Cab.....20
 Mount insulator.....21
 Roof.....22
 Cable
 Battery.....6
 Brake.....21
 Hydrostatic Control.....9
 Mount.....9,21
 Pivct.....9
 Throttle.....21
 Caliper, Brake.....13
 Cap
 Gas.....17
 Pressure.....18
 Radiator.....8
 Compressor Pump Mount.....7
 Connecting Rod, Pump.....9
 Control Cable, Hydrostatic.....9
 Control Lever,
 Hydrostatic.....21
 Throttle.....21
 Wheel Motor.....12,13
 Control Rod
 Pump.....9
 Support.....9
 Console.....25
 Coupler.....33
 Coupling, Fan.....8
 Cover,
 Belt.....6
 Floor.....21
 Steering Column.....30
 Worklight Bracket.....20
 Crop
 Deflector.....43
 Shield.....43
 Cylinder
 Fold.....36,39
 Level.....36,39
 Lift.....36,38
 Wheel Motor.....12,13,14
 Steering.....14

INDEX

-D-

Diffuser.....18
 Dimmer Switch.....21
 Dipstick.....18
 Disc,
 Brake.....13
 Friction.....21
 Speedometer Sensor.....13
 Door.....23

-E-

Engine.....4,5
 Isolator.....4,5,6
 Mount.....4,5
 Oil Cooler.....5
 Exhaust Pipe.....10
 Brace.....10

-F-

Fan.....8
 Coupling.....8
 Mount Hub.....8
 Shaft.....8
 Filter.....5,11,19
 Floor Mat.....31
 Floor Plate.....21
 Mounting Angle.....21
 Flow Divider.....28
 Flow Control.....29
 Mount.....29
 Flywheel.....5
 Sneave Adapter.....5
 Shield.....5
 Foam.....23,31
 Keeper Angle.....20
 Fold Cylinder.....36,39
 Friction Disc.....21
 Fuel
 Filter Bracket.....5
 Gauge.....24
 Sender.....17
 Tank.....17
 Fuse.....24
 Holder.....24

-G-

Gas Cap.....17
 Gauge.....24,34
 Keeper.....24

Glass.....20,23
 Ground Strap.....6,21
 Gusset, Roof.....22

-H-

Handle.....26
 Handrail, Ladder.....42
 Hold Down, Battery.....6
 Hour Meter.....6
 Mounting Bracket.....6
 Hub
 Brake.....13
 Fan Mount.....8
 Hydraulic
 Motor.....12,13,32
 Oil Tank.....18
 Hydrostatic Control
 Cable.....9
 Cable Mount.....21
 Lever.....21
 Hydrostatic Lever Hinge.....21
 Hydrostatic Pump.....9
 Control Rod.....9

-I-

Ignition Switch.....24
 Impeller, Agitator.....32
 Indicator Light.....24,30
 Insulator, Cab Mount.....21
 Isolator, Engine.....4,5,6

-K-

Keeper
 Angle, Foam.....20
 Gauge.....24
 Plate.....12
 Plate, Fold Cylinder.....36
 Strap.....12
 Knob.....22,23,26,29,30

-L-

Ladder.....42
 Handrail.....42
 Latch, Tank Lid.....33
 Leg,
 Front.....12
 Outer Tube.....12

INDEX

Rear.....13
 Shaft.....12
 Level Cylinder.....36,39
 Pivot.....36
 Pivot Mount.....36
 Lever,
 Brake.....21
 Flow Control.....29
 Pump Control.....9
 Lid, Tank.....33
 Lift Arm.....36
 Mount.....36
 Lift Cylinder.....36,38
 Light.....20
 Bracket Cover.....20
 Indicator.....24,30
 Switch.....24

-M-

Mat, Floor.....31
 Meter,
 Hour.....6
 Volt.....24
 Micro Switch.....24
 Mirror.....20
 Motor,
 Hydraulic.....12,13,32
 Mounting Plate.....32
 Steering.....30
 Wheel.....12,13
 Wiper.....20
 Mount,
 Air Cleaner.....11
 Air Conditioner Blower Housing.....22
 Cable.....9
 Compressor Pump.....7
 Engine.....4,5
 Flow Control.....29
 Level Cylinder Pivot.....36
 Lift Arm.....36
 Oil Cooler.....8
 Rear Pump.....9
 Sight Gauge Hose.....42
 Throttle Cable.....5,21
 Valve.....26,27
 Water Trap.....4
 Mounting
 Angle.....21
 Bar, Wheel Motor Cylinder.....12,13
 Bracket, Hour Meter.....6
 Channel, Seat.....21
 Plate, Motor.....32

Plate, pump.....9
 Plate, tank.....33
 Muffler.....10
 Shield.....10
 Mullion.....40

-N-

Nozzle Mount tube.....36

-O-

Oil Cooler.....3
 Engine.....5
 Mount.....8
 Oil Pressure Gauge.....24
 Oil Tank.....18
 Operator Station.....21
 Side Panel.....21

-P-

Panel, Operator Station Side.....21
 Pivot,
 Cable.....9
 Level Cylinder.....36
 Pin.....33
 Planetary Gear Assembly.....12,13
 Plate, Keeper.....12
 Pressure
 Cap.....18
 Gauge.....34
 Sender.....5
 Pump
 Adjusting Rod.....9
 Connecting Rod.....9
 Control Lever.....9
 Hydrostatic.....9
 Mount Arm.....5
 Mount, Rear.....9
 Mounting Plate.....9
 Solution.....35

-R-

Radiator.....8
 Brace.....8
 Cap.....8
 Shroud.....8
 Rear Leg.....13
 Receiver Plate.....18
 Retainer Clip, Brake.....13
 Rim, Wheel.....16

Roof.....22
 Gusset.....22

-S-

Seat.....21
 Mounting Channel.....21

Sender,
 Fuel.....17
 Pressure.....5
 Water Temperature.....5

Sensor,
 Disc, Speedometer.....13
 Speedometer.....13

Shaft,
 Agitator.....32
 Fan.....8
 Leg.....12

Sheave.....5,9
 Adapter.....9
 Alternator.....6
 Bushing.....5,9

Sheet Metal.....40,41

Shield,
 Crop.....43
 Flywheel.....5
 Mainframe.....33
 Muffler.....10
 Rear Wheel Motor.....13
 Tank.....33

Shroud, Radiator.....8

Side Rail Tube.....33

Sight Gauge Hose.....42

Slow Moving Vehicle Sign.....41

Solenoid Valve.....28,34

Solution
 Pump.....35
 Tank.....33

Spacer.....6,13,20,30,42

Speedometer.....24
 Sensor.....13
 Sensor Disc.....13

Spring.....5,21,37

Steering
 Arm.....12
 Column.....30
 Column Cover.....30
 Cylinder.....14
 Motor.....30
 Wheel.....30

Step.....21
 Support.....21

Strap Keeper.....12

Support,
 Control Rod.....9
 Step.....21

Switch,
 Dimmer.....21
 Flasher/Turn Signal.....30

Ignition.....24
 Light.....24
 Micro.....24
 Toggle.....24,30

-T-

Tank.....33
 Fuel.....17
 Hydraulic Oil.....18
 Lid.....33
 Lid Latch.....33
 Mounting Angle.....33
 Mounting Plate.....33
 Shield.....33

Throttle Cable.....21
 Mount.....5,21

Throttle Lever.....21

Tie Rod Assembly.....15

Timer, Acre.....24

Tire.....16

Toggle Switch.....24,30

Tow Bar.....44

Transom.....36
 Break-away.....36

Tread Adjustment.....42

Tube, Leg outer.....12

Turn Signal Switch.....30

-V-

Valve.....25,27,35
 Mount.....26,27
 Solenoid.....28
 Solution Solenoid.....34

Variable Flow Control.....29

Volt Meter.....24

-W-

Water Temperature
 Gauge.....24
 Sender.....5

Water Trap Mount.....4

Wheel Motor.....12,13
 Control Lever.....12,13
 Cylinder.....12,13,14

Wheel, Steering.....30

Wheel, Rim.....16

Wiper,
 Arm.....20
 Blade.....20
 Motor.....20