

# **PARTS MANUAL**

**FOR**

**HAGIE MODEL 8370 & 8380**

## **HAGIE MANUFACTURING COMPANY**

**BOX 273 CLARION, IOWA 50525**

**(515) 532-2861**

**COVERS MACHINE SERIAL NUMBERS:**

**096778001 THRU 096778050  
&  
096878001 THRU 096878050**

**2-87 493111**

### SPRAYER IDENTIFICATION

Each Hagie sprayer is identified by means of a frame serial number. This serial number denotes the model, year in which it was built, and the number of the sprayer. As for further identification, the engine has a serial number, the hydrostatic pump has a serial number, the wheel motors have identification tags, and the planetary hubs have identification plates that describe the type of mount and gear ratio. To insure prompt, efficient service when ordering parts or requesting service repairs from Hagie Manufacturing Company, record the serial and identification numbers in the space provided below.

SPRAYER SERIAL NUMBER

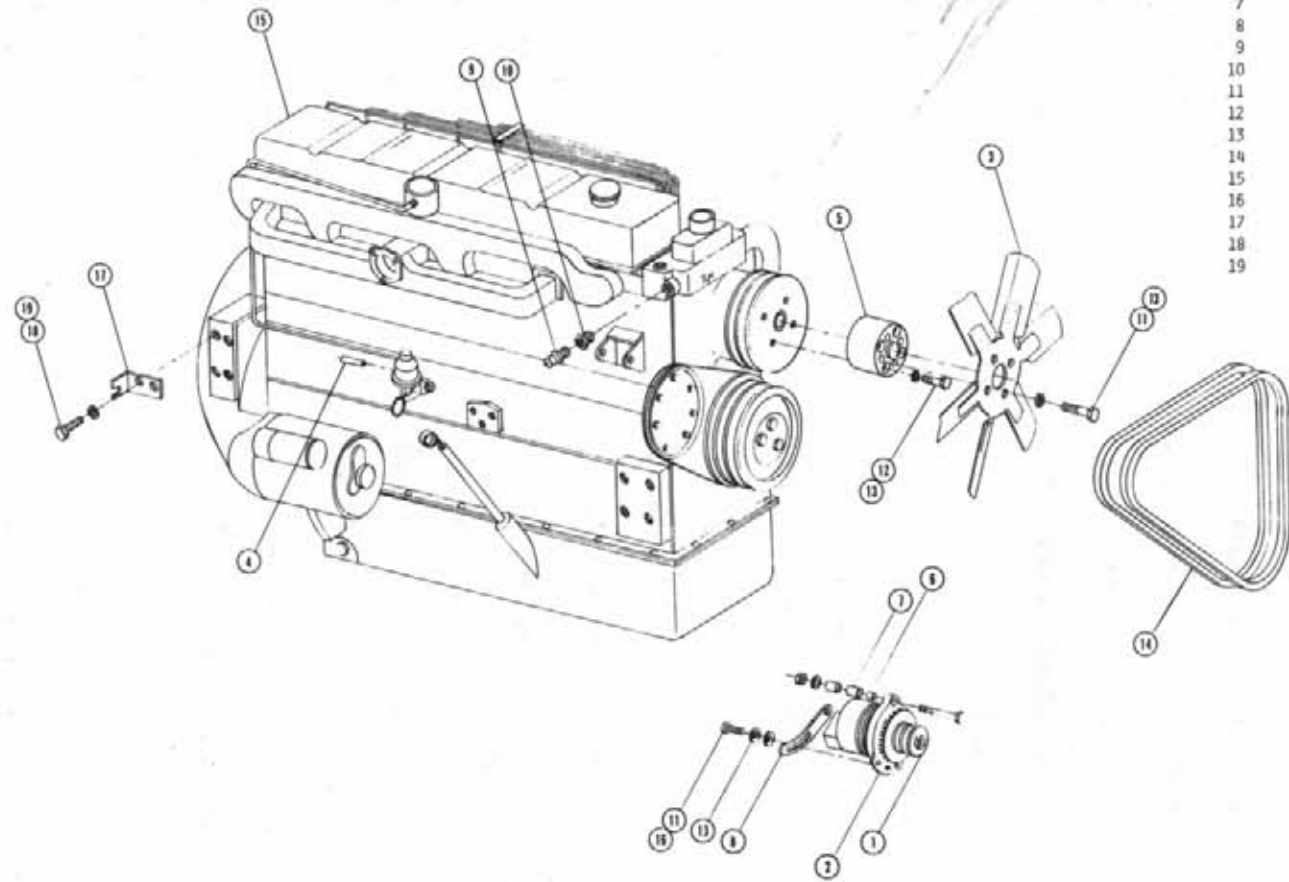
\_\_\_\_\_

ENGINE SERIAL NUMBER

\_\_\_\_\_

TABLE OF CONTENTS

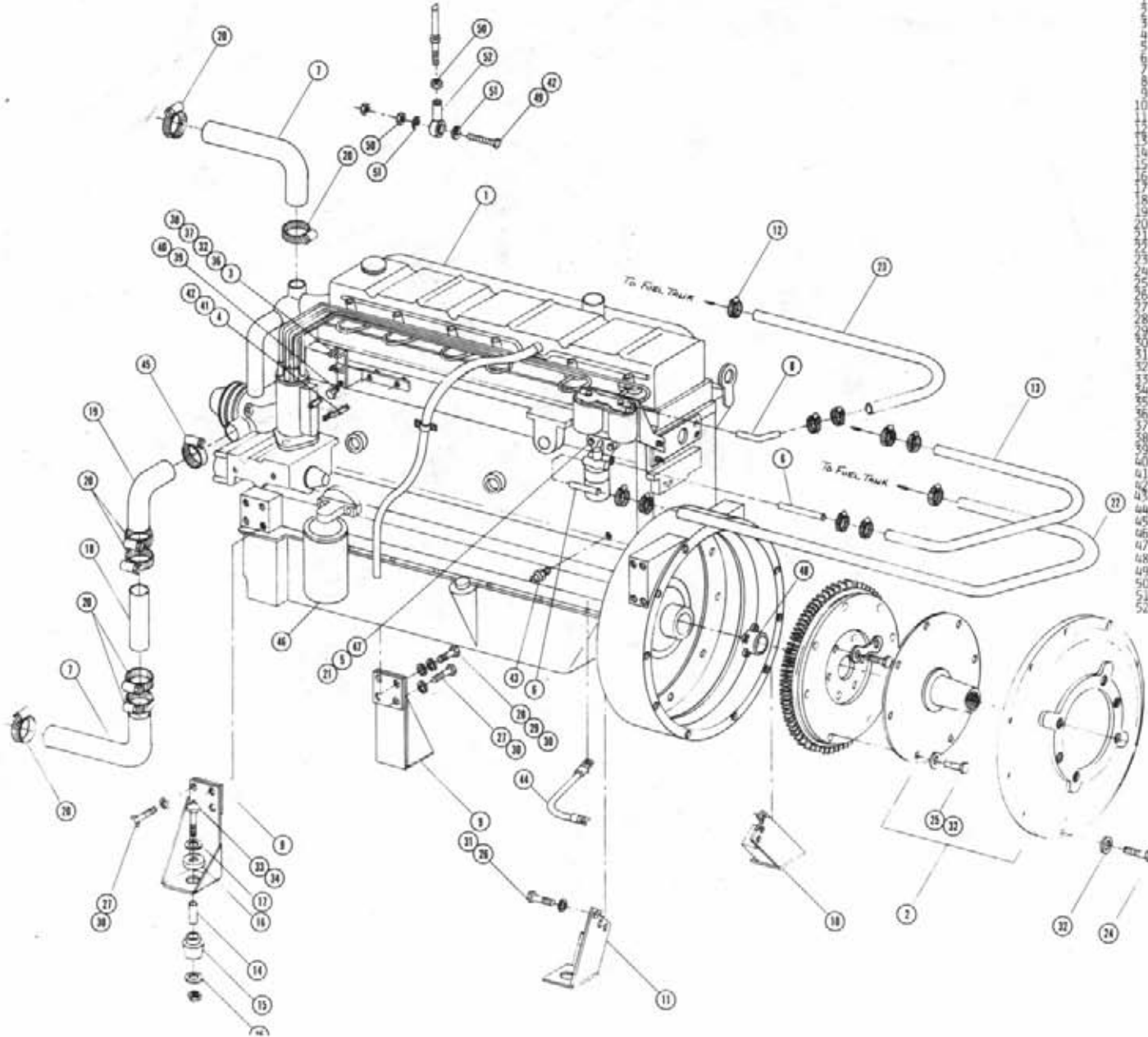
Engine Assembly.....	4-11
Radiator & Oil Cooler Assembly.....	12
Flow Divider.....	13
Leg Assembly.....	14-16
Steering Cylinder.....	17-18
Tie Rod Assembly.....	19
Fuel And Oil Tank.....	20-21
Operator Station.....	22-30
Four Wheel Drive Valve.....	31
Three-Spool Valve Assembly.....	32
Variable Flow Control.....	33
Solution System.....	34-37
Sheet Metal.....	38-39
Transom, Boom, & Lift.....	40-43
Ladder And Tread Adjustment.....	44
Tire And Rim Assembly.....	45
Stalk Guide And Cropshield.....	46
Solution Hosing Diagram.....	47
Decals.....	48-51
Planetary Gear Assembly.....	52-55
Hydraulic Schematic.....	56-57
Electrical Schematic.....	58-59
Abbreviations.....	60
Index.....	61



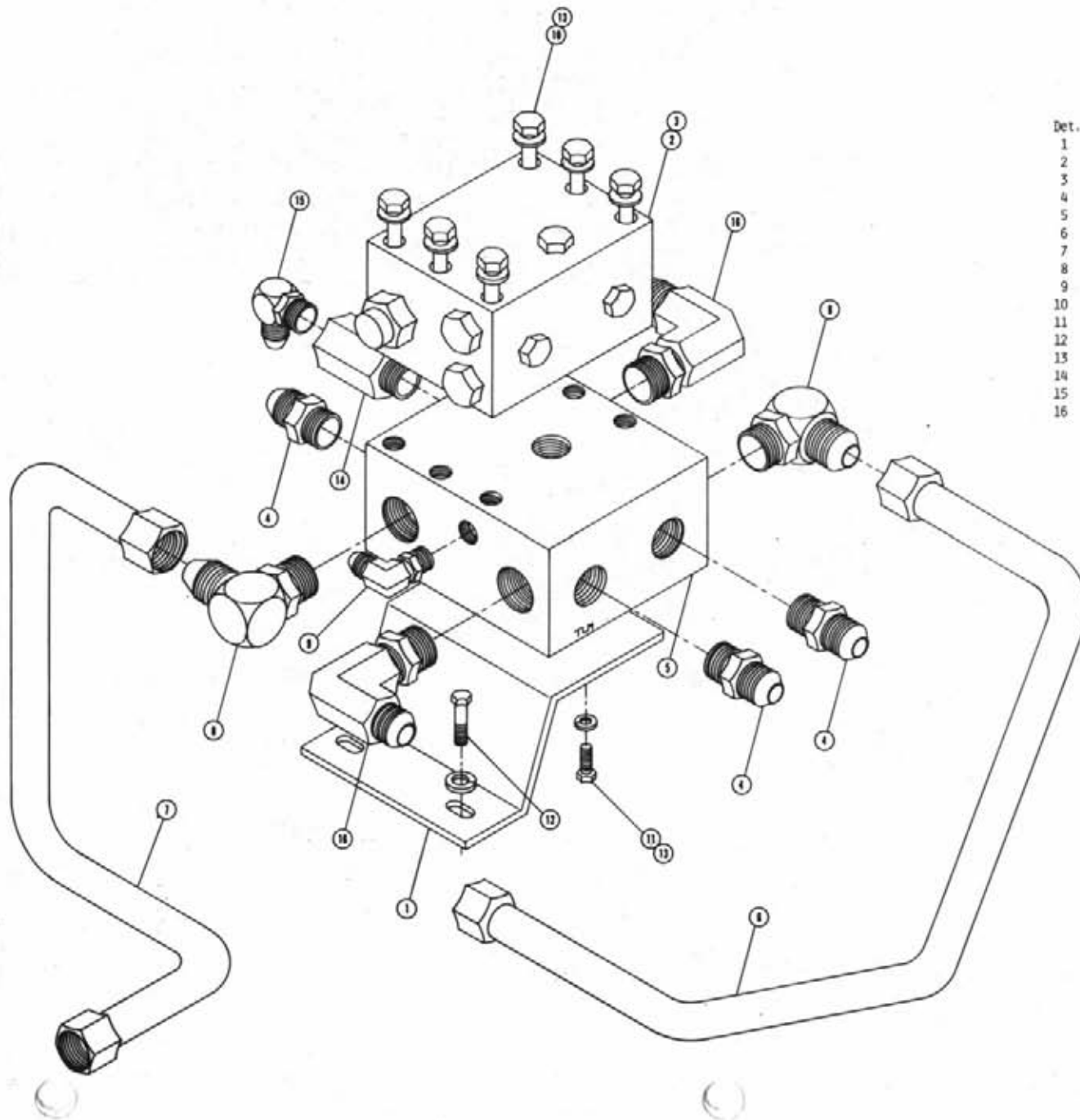
DIESEL ENGINE ASSEMBLY

Det.	Qty.	P/N	Description
1	1	140065	5/8 Bore x 3 1/4 O.D. Sheave
2	1	310093	55 Amp Alternator
3	1	314435	19 In. Puller Fan With 2 1/4 Pitch
4	1	314527	Fuel Pump Hose Barb
5	1	314792	Fan Spacer
6	1	314742	Alternator Bushing - Small
7	1	314744	Alternator Bushing - Large
8	1	314743	Alternator Adjustment Bracket
9	1	314437	Temperature Sender
10	1	503012	1/2 to 1/8 Reducer Bushing
11	5	900065	5/16 UNC x 1 Hex Bolt
12	4	900103	5/16 UNF x 2 Hex Bolt
13	9	920501	5/16 Lock Washer
14	2	140022	Gates Belt N9530
15	1	314793	Perkins Engine
16	1	920001	5/16 Flat Washer
17	1	606851	Hydrastatic Cable Mount
18	2	900263	1/2 UNC x 1 Hex Bolt
19	2	920504	1/2 Lock Washer

DIESEL ENGINE ASSEMBLY



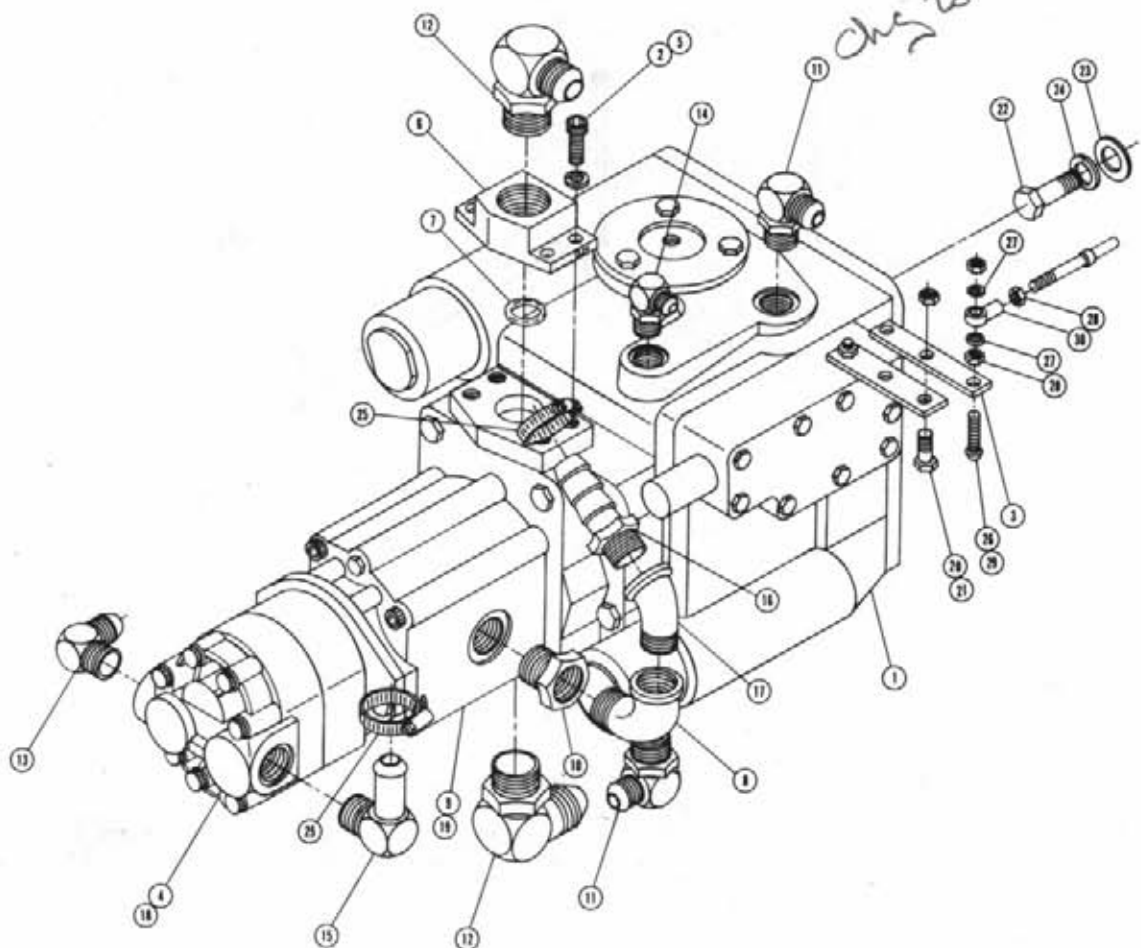
Det.	Qty.	P/N	Description
1	1	314793	Perkins Engine
2	1	800472	Sundstrand Drive Assembly
3	1	314520	Throttle Cable Bracket Weldment
4	2	314546	Throttle Control Arm
5	2	920501	5/16 Lock Washer
6	2	314527	Fuel Filter Hose Barb
7	2	314547	Radiator Hose
8	4	314552	1/4 O.D. Hose Barb
9	3	314772	Front Engine Mount Weldment
10	1	314726	Right Rear Engine Mount Weldment
11	1	314777	Left Rear Engine Mount Weldment
12	10	520120	No. 4 Miniature Hose Clamp
13	1	601141	5/16 x 29 Fuel Line Hose
14	4	310046	Sleeve and Spacer
15	4	310047	Lower Insulator
16	4	310048	Insulator Pad Assembly
17	4	310631	Large Keeper Washer
18	4	314848	Lower Radiator Tube
19	1	314551	Lower Radiator Hose
20	7	520068	No. 32 Hose Clamp
21	2	920001	5/16 Flat Washer
22	1	601257	5/16 x 120 Fuel Line Hose
23	1	601263	5/16 x 144 Fuel Line Hose
24	12	900130	3/8 UNC x 1 1/4 Hex Bolt
25	6	900163	3/8 UNF x 1 Hex Bolt
26	6	900264	1/2 UNC x 1 1/4 Hex Bolt
27	5	900333	3/8 UNC x 1 1/2 Hex Bolt
28	5	900335	5/8 UNC x 2 Hex Bolt
29	5	920005	5/8 Flat Washer
30	5	920505	5/8 Lock Washer
31	6	920504	1/2 Lock Washer
32	22	920502	3/8 Lock Washer
33	4	900272	1/2 UNC x 3 1/2 Hex Bolt
34	4	914008	1/2 UNC Stover Nut
35	4	483041	1/2 Regular Flat Washer
36	2	900821	3/8 UNF x 2 Hex Bolt
37	1	615282	1 in. Throttle Bracket Spacer
38	1	540530	1 1/4 in. Throttle Bracket Spacer
39	1	900002	1/4 UNC x 3/4 Hex Bolt
40	1	914000	1/4 UNC Lock Nut
41	1	903889	10-32 x 3/4 Machine Screw
42	1	914027	10-32 Lock Nut
43	1	314766	Oil Pressure Sender
44	1	290051	12 in Ground Cable
45	1	520099	No. 40 Hose Clamp
46	1	314540	Oil Filter
47	2	900099	5/16 UNF x 1 Hex Bolt
48	1	800481	Drive Disk Adaptor Housing
49	1	903893	No. 10-32 x 1 Machine Screw
50	1	910027	No. 10 UNF Hex Nut
51	1	920510	No. 10 Lock Washer
52	1	473921	No. 10-32 Ball Joint



HYDRAULIC MANIFOLD ASSEMBLY

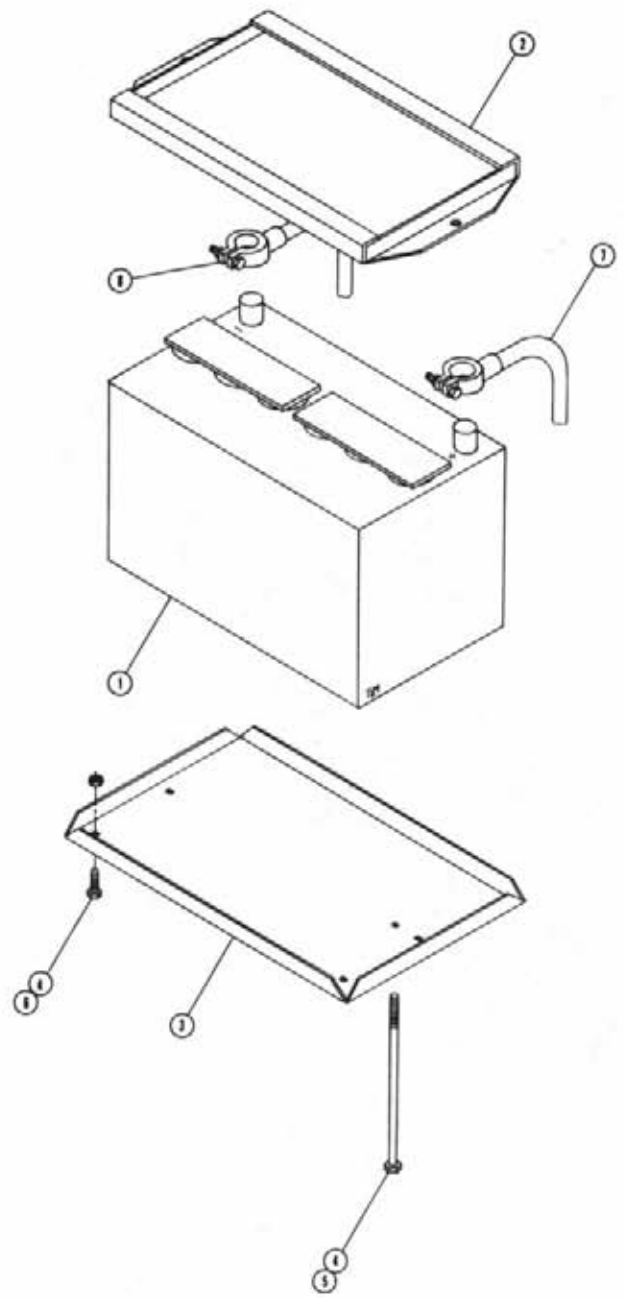
Det.	Qty.	P/N	Description
1	1	606849	Hydraulic Manifold Mount
2	1	611009	Seal Kit
3	1	611013	Hydraulic Relief Valve Assembly
4	3	611127	1 1/16 MOR x 1 1/16 MJIC
5	1	615003	Large Manifold
6	1	615568	Right Hydraulic Tube
7	1	615569	Left Hydraulic Tube
8	2	618178	1 5/16 MOR x 90° x 1 5/16 MJIC
9	1	618241	3/4 MOR x 90° x 3/4 MJIC
10	6	900075	5/16 UNC x 3 3/4 Hex Bolt
11	2	900065	5/16 UNC x 1 Hex Bolt
12	2	900196	7/16 UNC x 1 1/4 Hex Bolt
13	8	920901	5/16 Lock Washer
14	1	610028	Flow Control
15	1	618279	7/8 MOR x 90° x 1 1/16 MJIC
16	2	618248	1 1/16 MOR x 90° x 1 1/16 MJIC

Chg to 618327



SUNDSTRAND PUMP ASSEMBLY

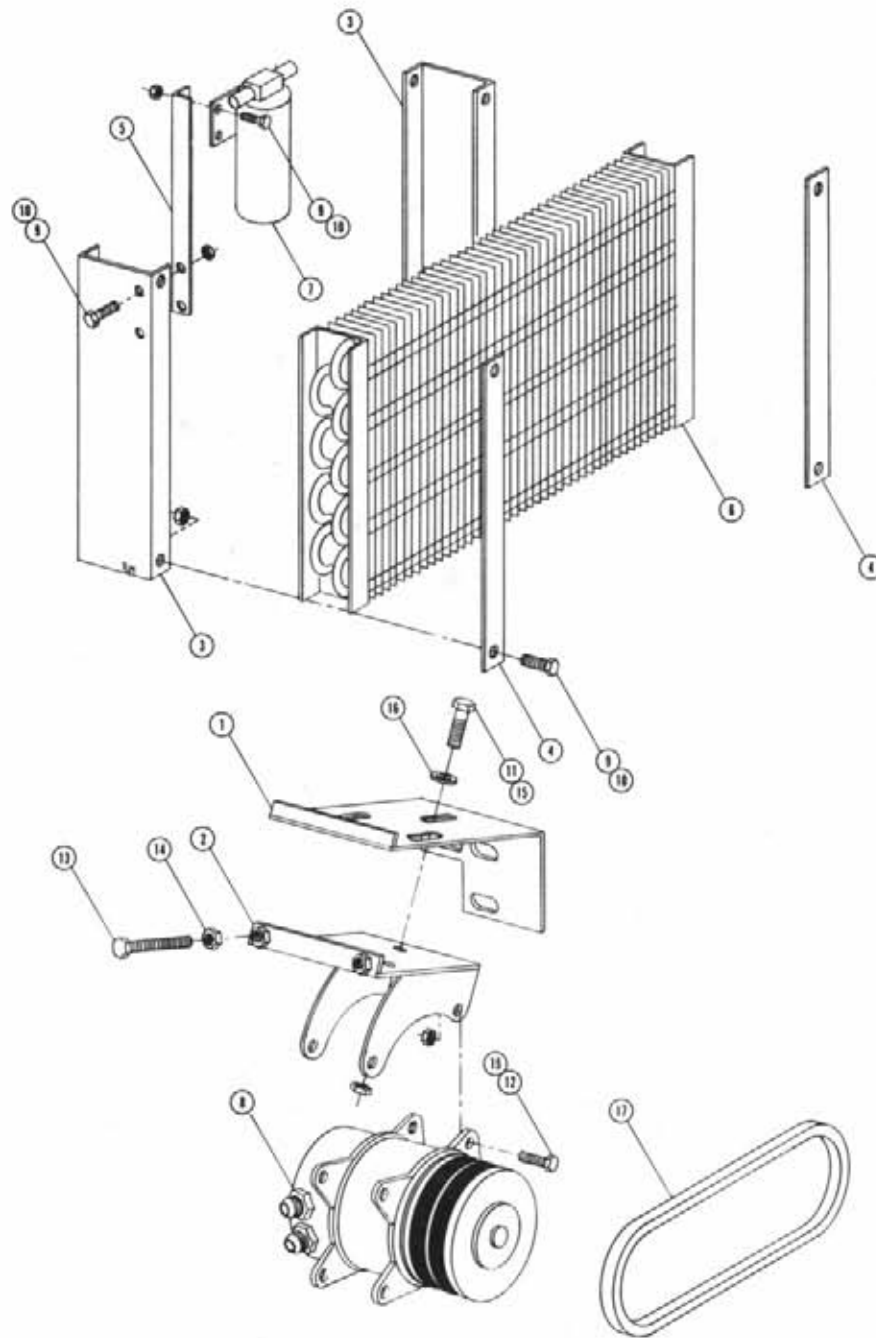
Det.	Qty.	P/W	Description
1	1	606866	Sundstrand 23 Series Pump
2	8	472243	3/8 UNC x 1 3/4 Allen Head Cap Screw
3	1	606848	Pump Control Lever Extension
4	1	610446	Cessna Hydraulic Pump
5	8	618167	Lock Washer
6	2	618176	1" 4-Bolt Flange x 1 5/16 O-Ring
7	2	870219	1 5/16 x 1 9/16 Neoprene O-Ring
8	1	505200	1 NPT x 90° Street Elbow
9	1	606867	1.06 Charge Pump
10	1	618090	1 5/16 MOR x 1 NPT Adaptor
11	2	618183	7/8 MOR x 90° x 3/4 MJIC
12	2	618178	1 5/16 x 90° x 1 5/16 MJIC
13	1	611128	7/8 MOR x 90° x 7/8 MJIC
14	1	618114	7/16 MOR x 90° x 9/16 MJIC
15	1	618563	1 1/16 MOR x 90° x 1" Hose Barb
16	1	714560	1 NPT x 1" Hose Barb
17	1	505110	1 NPT x 45° Street Elbow
18	1	618261	3 3/8 x 3 1/4 O-Ring
19	1	610387	Charge Pump Gasket
20	2	900003	1/4 UNC x 1" Hex Bolt
21	2	914000	1/4 UNC Stover Nut
22	4	900265	1/2 x 1 1/2 Hex Bolt
23	4	920004	1/2 SAE Flat Washer
24	4	920504	1/2 Lock Washer
25	2	520087	No. 20 Hose Clamp
26	1	903893	No. 10-32 x 1 Slotted Machine Screw
27	2	920510	No. 10 Lock Washer
28	2	910027	No. 10 UNF Hex Nut
29	1	914027	No. 10-32 Stover Nut
30	1	473921	No. 10-32 Ball Joint



BATTERY BOX ASSEMBLY

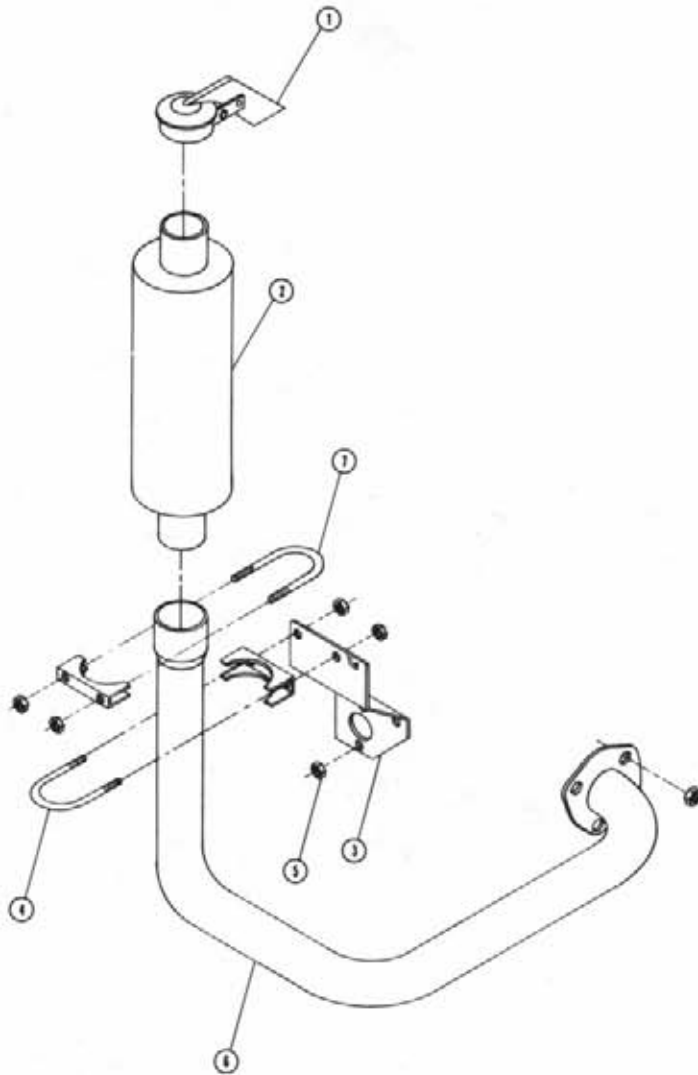
Det.	Qty.	P/N	Description
1	1	291122	Battery
2	1	341522	Battery Hold Down Weldment
3	1	361149	Battery Box
4	4	914004	3/8 UNC Lock Nut
5	2	901149	3/8 UNC x 8 1/2 Carriage Bolt
6	2	900128	3/8 UNC x 3/4 Hex Bolt
7	1	290052	Positive Battery Cable - 56 in.
8	1	291128	Negative Battery Cable - 48 in.





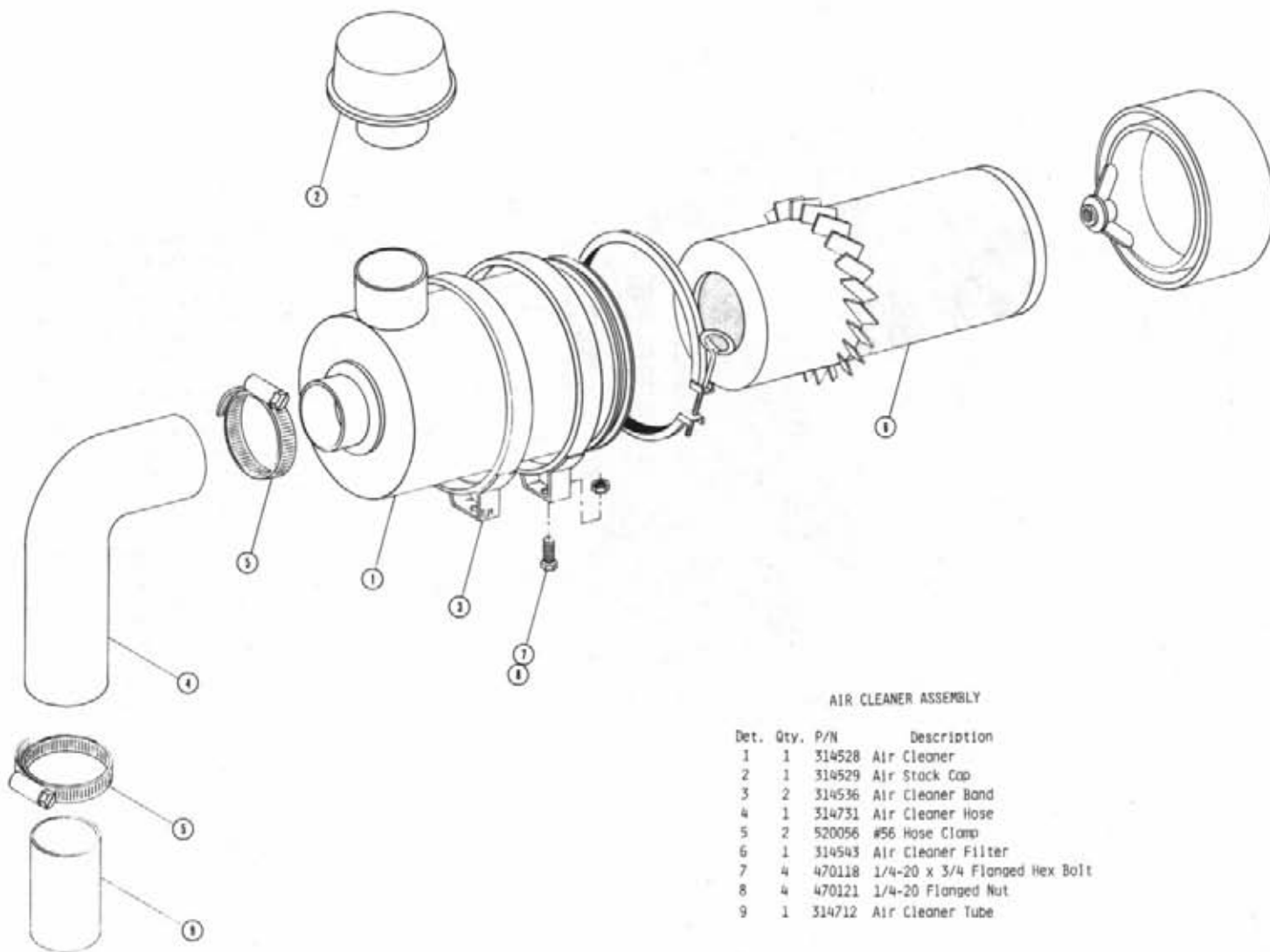
AIR CONDITIONER COMPRESSOR PUMP ASSEMBLY

Det.	Qty.	P/N	Description
1	1	314785	Air Conditioner Compressor Mount
2	1	657329	Air Conditioner Tightener Weldment
3	2	314413	Air Conditioner Condenser Mount
4	2	314418	Air Conditioner Condenser Keeper
5	1	314420	Air Conditioner Dryer Bracket
6	1	657309	Air Conditioner Condenser Kit
7	1	657309	Air Conditioner Dryer
8	1	657310	Air Conditioner Compressor
9	8	900064	5/16 UNC x 3/4 Hex Bolt
10	8	914002	5/16 UNC Lock Nut
11	3	900130	3/8 UNC x 1 1/4 Hex Bolt
12	4	900131	3/8 UNC x 1 1/2 Hex Bolt
13	2	906136	3/8 UNC x 3 Full Thread Hex Bolt
14	2	910004	3/8 UNC Hex Nut
15	7	914004	3/8 UNC Stover Nut
16	3	920002	3/8 Flat Washer
17	1	147002	2430 Gates Belt



EXHAUST PIPE ASSEMBLY

Det.	Qty.	P/N	Description
1	1	314537	2 1/2 I.D. Rain Cap
2	1	314554	Muffler
3	1	314782	Exhaust Pipe Mounting Bracket
4	1	470150	5/16 x 2 1/4 Muffler Clamp
5	3	910003	5/16 UNF Hex Nut
6	1	314781	Exhaust Pipe Weldment
7	1	472216	5/16 x 2 1/2 Muffler Clamp

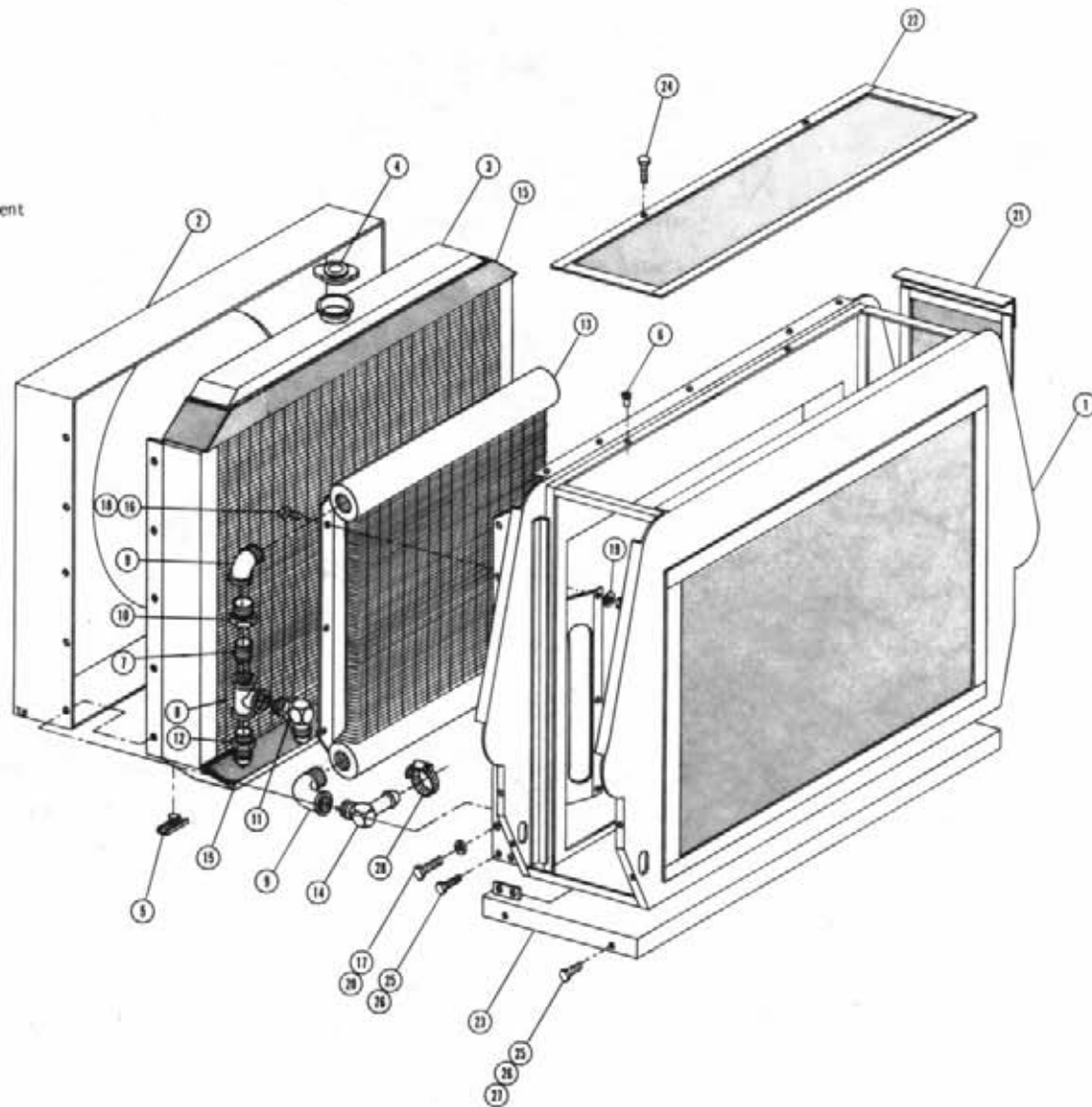


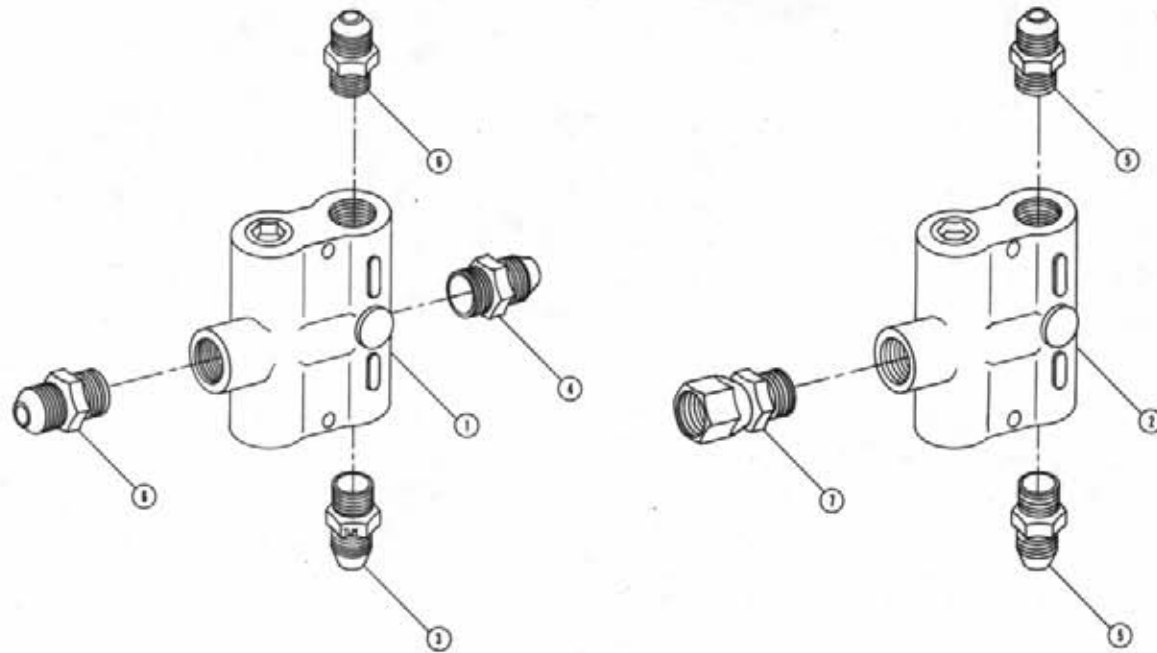
AIR CLEANER ASSEMBLY

Det.	Qty.	P/N	Description
1	1	314528	Air Cleaner
2	1	314529	Air Stock Cap
3	2	314536	Air Cleaner Band
4	1	314731	Air Cleaner Hose
5	2	520056	#56 Hose Clamp
6	1	314543	Air Cleaner Filter
7	4	470118	1/4-20 x 3/4 Flanged Hex Bolt
8	4	470121	1/4-20 Flanged Nut
9	1	314712	Air Cleaner Tube

RADIATOR AND OIL COOLER ASSEMBLY

Det.	Qty.	P/N	Description
1	1	314477	Radiator And Oil Cooler Mount Weldment
2	1	314775	Radiator Shroud
3	1	314791	Radiator
4	1	319257	Radiator Cap
5	1	319559	Radiator Drain Cock
6	10	470086	1/4 UNC Nutsert
7	1	504702	3/4 NPT Close Nipple
8	1	504955	3/4 NPT Pipe Nipple
9	2	505200	1 NPT x 90° Street Elbow
10	1	505213	1 NPT To 3/4 Reducer Bushing
11	1	610305	3/4 NPT x 90° x 3/4 MJIC
12	1	618059	3/4 NPT x 7/8 MJIC
13	1	618088	Oil Cooler
14	1	618138	1 NPT x 90° x 1 Hose Barb
15	2	659579	2" Wide x 40" Long Foam
16	6	900064	5/16 UNC x 3/4 Hex Bolt
17	10	900128	3/8 UNC x 3/4 Hex Bolt
18	6	914002	5/16 UNC Stover Nut
19	12	920001	5/16 SAE Flat Washer
20	10	920002	3/8 SAE Flat Washer
21	2	314490	Side Screen Weldment
22	1	314495	Top Screen Weldment
23	1	341577	Radiator Riser Weldment
24	2	470118	1/4 UNC x 3/4 Flanged Bolt
25	8	900129	3/8 UNC x 1 Hex Bolt
26	8	914004	3/8 UNC Stover Nut
27	4	920002	3/8 SAE Flat Washer
28	1	520087	No. 20 Hose clamp

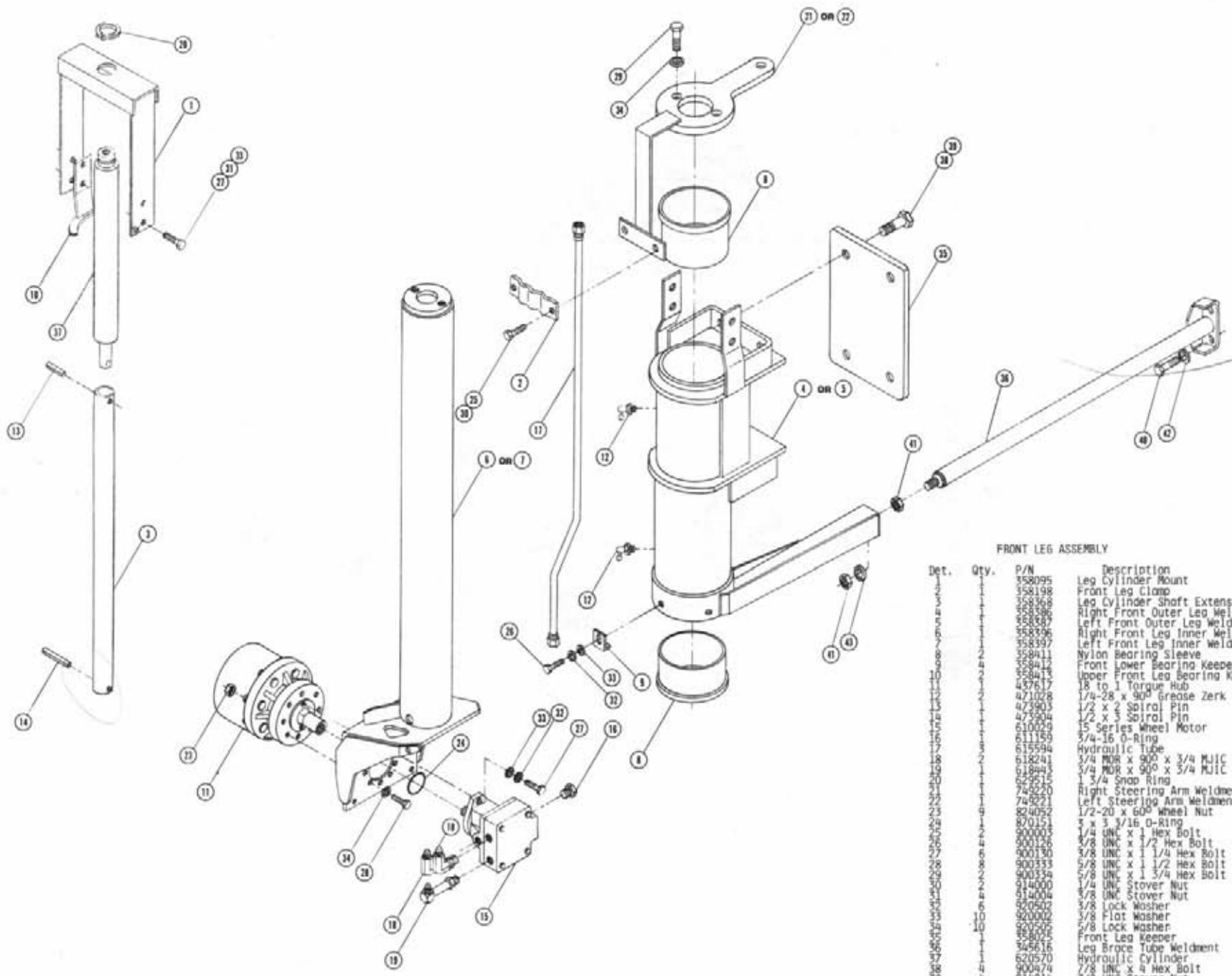




FLOW DIVIDER ASSEMBLY

DET. QTY PART NO. DESCRIPTION

1	1	607518	FLO DIV BGR56 6GPM PRI 7/8FOR
2	1	607504	FLO DIV BSD 2-8GPM 7/8 FOR
3	1	618327	3/4MJIC-7/8MOR ADPTR
4	1	618011	9/16MJIC-3/8MPT ADPTR
5	2	618310	9/16MJIC-7/8MOR ADPTR
6	2	611126	7/8MJIC-7/8MOR ADPTR
7	1	618594	7/8FJIC SWIV-78MOR ADPTR

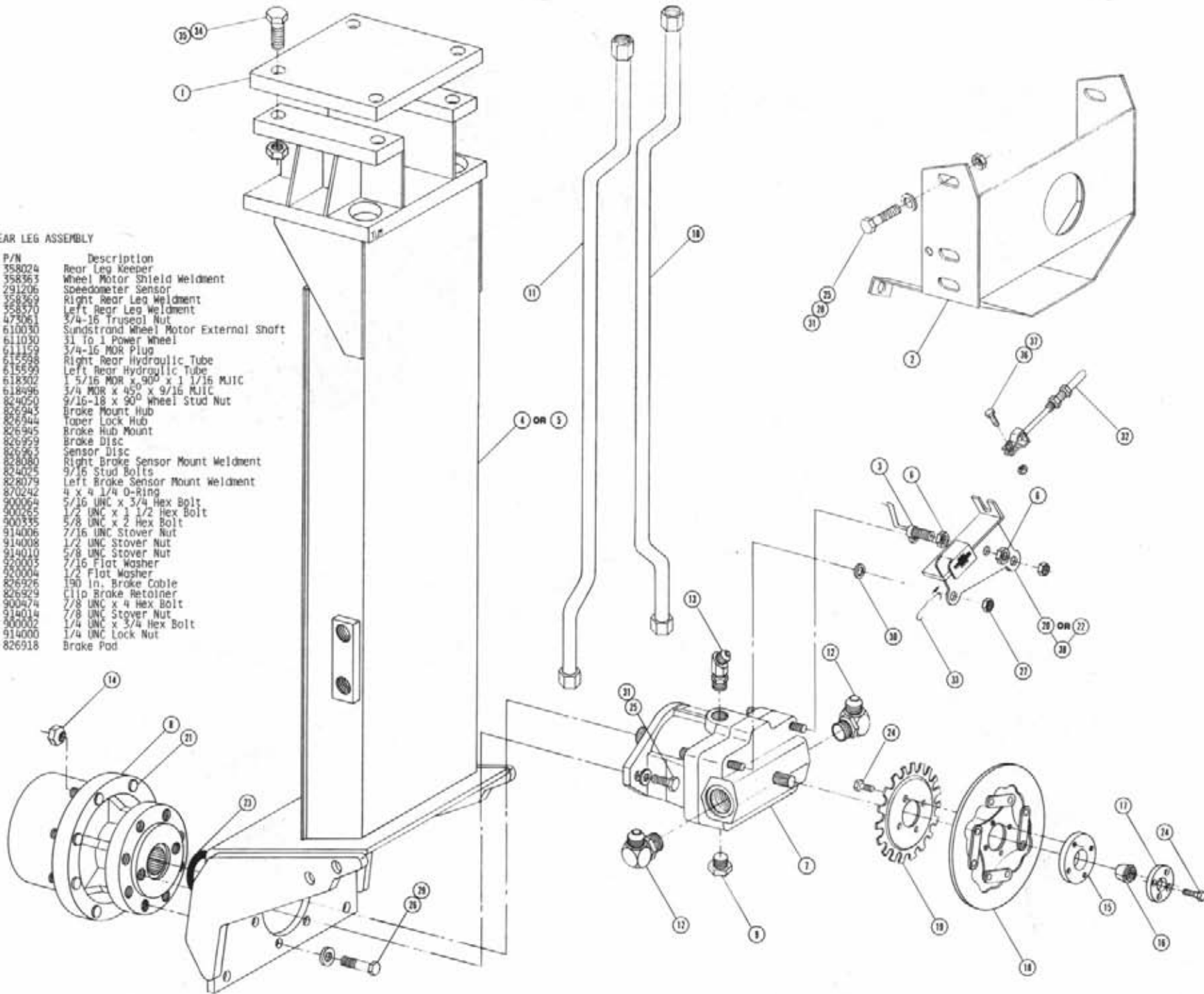


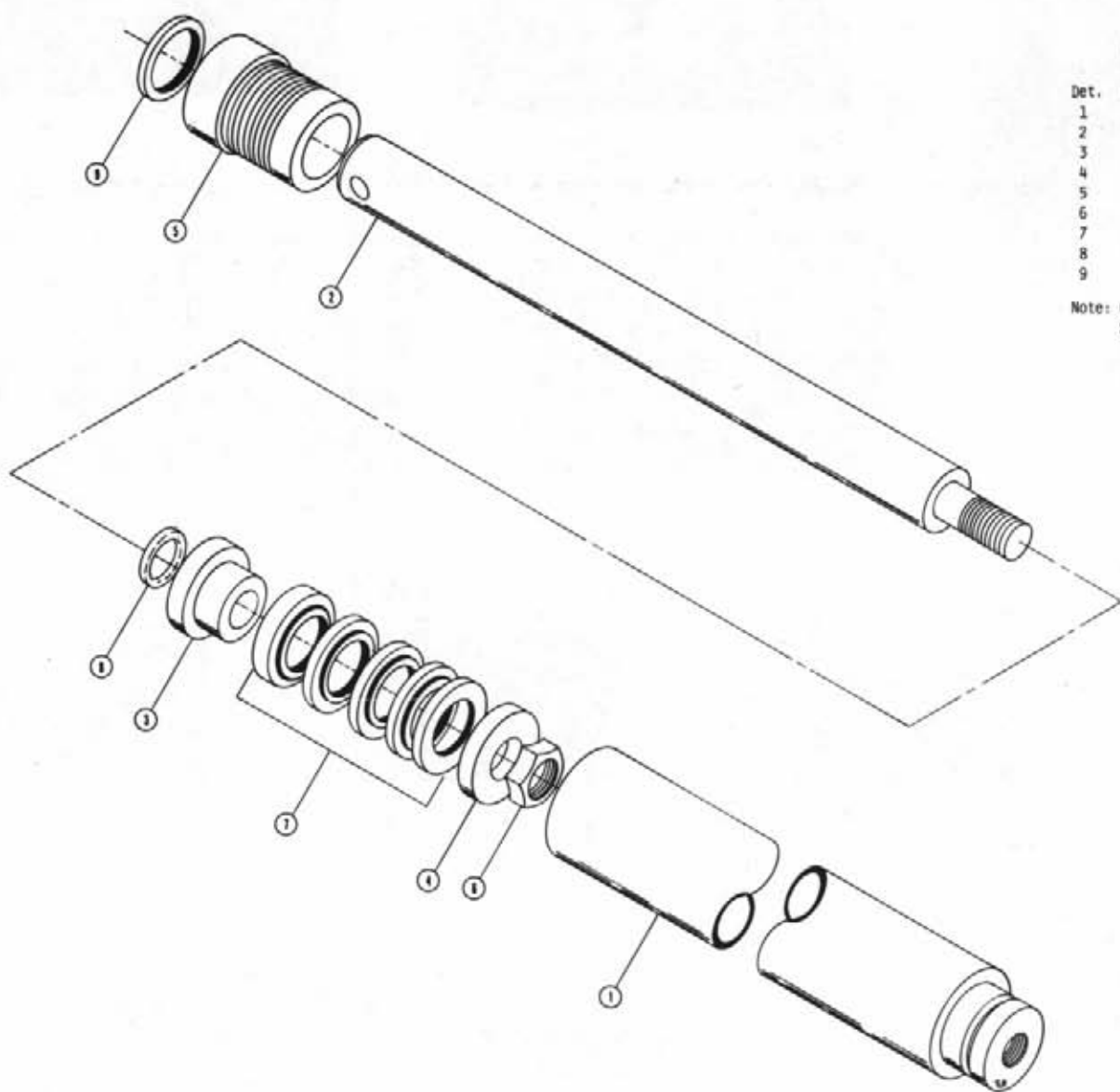
FRONT LEG ASSEMBLY

Det.	Qty.	P/N	Description
		358095	Leg Cylinder Mount
		358198	Front Leg Clamp
		358368	Leg Cylinder Shaft Extension
		358386	Right Front Outer Leg Weldment
		358396	Left Front Outer Leg Weldment
		358396	Right Front Inner Weldment
		358397	Left Front Leg Inner Weldment
		358411	Nylon Bearing Sleeve
		358412	Front Lower Bearing Keeper
		358413	Upper Front Leg Bearing Keeper
		457617	18 to 1 Torque Hub
		471028	1/4-28 x 90° Grease Zerk
		473903	1/2 x 2 Spiral Pin
		473904	1/2 x 3 Spiral Pin
		610029	15 Series Wheel Motor
		611159	3/4-16 O-Ring
		615594	Hydraulic Tube
		618241	3/4 MDR x 90° x 3/4 MJIC
		619448	3/4 MDR x 90° x 3/4 MJIC Long
		623615	1 3/4 Snap Ring
		749220	Right Steering Arm Weldment
		749221	Left Steering Arm Weldment
		824052	1/2-20 x 60° Wheel Nut
		870151	3 x 3 3/16 O-Ring
		900005	1/4 UNC x 1 Hex Bolt
		900126	3/8 UNC x 1/2 Hex Bolt
		900130	3/8 UNC x 1 1/4 Hex Bolt
		900353	5/8 UNC x 1 1/2 Hex Bolt
		900354	5/8 UNC x 1 3/4 Hex Bolt
		914000	1/4 UNC Stover Nut
		914008	3/8 UNC Stover Nut
		920502	3/8 Lock Washer
		920002	3/8 Flat Washer
		920505	5/8 Lock Washer
		958025	Front Leg Keeper
		345616	Leg Brace Tube Weldment
		620570	Hydraulic Cylinder
		900474	7/8 UNC x 4 Hex Bolt
		914014	7/8 UNC Stover Nut
		900352	5/8 UNC x 1 1/4 Hex Bolt
		910014	7/8 UNC Hex Nut
		920505	5/8 Lock Washer
		920507	7/8 Lock Washer

REAR LEG ASSEMBLY

Det.	Qty.	P/N	Description
	1	358024	Rear Leg Keeper
	1	358363	Wheel Motor Shield Weldment
	1	291206	Speedometer Sensor
	1	358369	Right Rear Leg Weldment
	1	358570	Left Rear Leg Weldment
	1	478061	3/4-16 Truseal Nut
	1	610030	Sundstrand Wheel Motor External Shaft
	1	611030	31 To 1 Power Wheel
	1	611159	3/4-16 MOR Plug
	1	612238	Right Rear Hydraulic Tube
	1	612599	Left Rear Hydraulic Tube
	1	618302	1 5/16 MOR x 90° x 1 1/16 MJIC
	1	618496	3/4 MOR x 45° x 9/16 MJIC
	1	824050	9/16-18 x 90° Wheel Stud Nut
	1	826943	Brake Mount Hub
	1	826944	Taper Lock Hub
	1	826945	Brake Hub Mount
	1	826959	Brake Disc
	1	826963	Sensor Disc
	1	828080	Right Brake Sensor Mount Weldment
	1	824025	9/16 Stud Bolts
	1	828079	Left Brake Sensor Mount Weldment
	1	870242	4 x 4 1/4 O-Ring
	1	900034	5/16 UNC x 3/4 Hex Bolt
	1	900265	1/2 UNC x 1/2 Hex Bolt
	1	900335	5/8 UNC x 2 Hex Bolt
	1	914006	7/16 UNC Stover Nut
	1	914008	1/2 UNC Stover Nut
	1	914010	5/8 UNC Stover Nut
	1	920003	7/16 Flat Washer
	1	920004	1/2 Flat Washer
	1	826926	190 in. Brake Cable
	1	826929	Clip Brake Retainer
	1	900474	7/8 UNC x 4 Hex Bolt
	1	914014	7/8 UNC Stover Nut
	1	900002	1/4 UNC x 3/4 Hex Bolt
	1	914000	1/4 UNC Lock Nut
	1	826918	Brake Pad



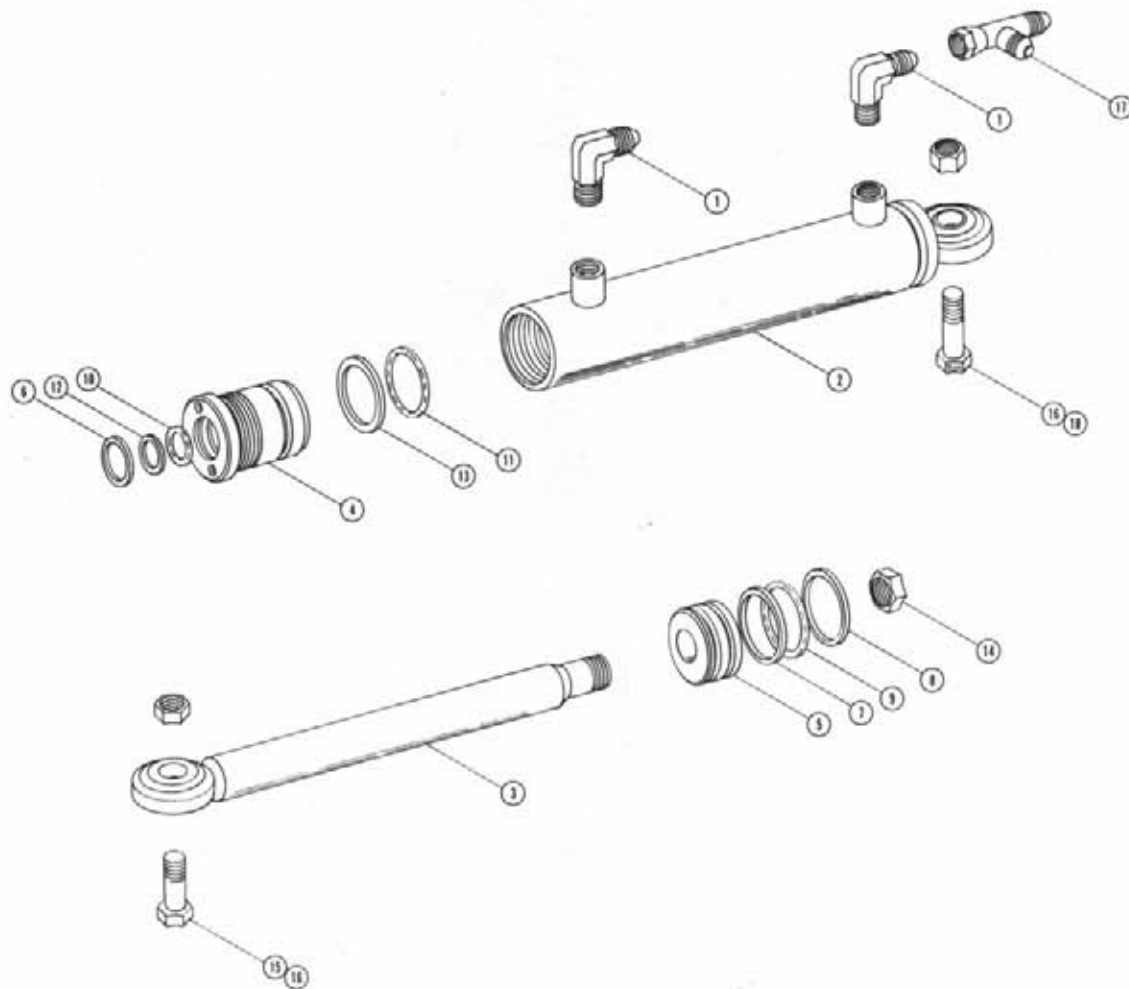


FRONT LEG CYLINDER ASSEMBLY

Det.	Qty.	P/N	Description
1	1	620571	Tube Weldment
2	1	620573	Shaft
3	1	620578	Piston
4	1	620579	Retainer Ring
5	1	620574	Bearing Head
6	1	472297	Lock Nut
7	1	620321	Vee Pack
8	1	870018	O-Ring
9	1	629002	Rod Wiper

Note: Cylinder Assembly - 620570  
Seal Kit - 620575

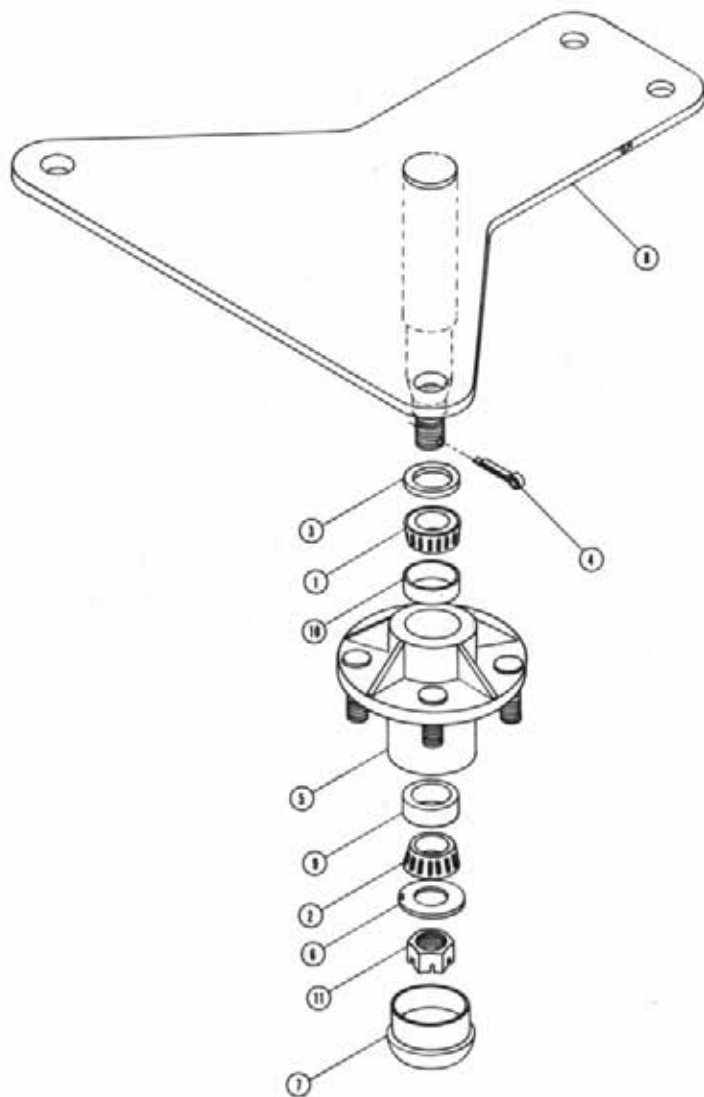




STEERING CYLINDER ASSEMBLY

Det.	Qty.	P/N	Description
1.	2	611122	1/4 NPT x 90° x 9/16 MJIC
2.	1	620089	Steering Cylinder Tube Weldment
3.	1	620148	Steering Cylinder Shaft Weldment
4.	1	620109	Gland
5.	1	620129	Piston
6.	1	629028	Wiper
7.	1	629618	Wear Ring
8.	1	629616	Piston Seal
9.	1	870025	1 3/16 x 1 5/16 O-Ring
10.	1	870210	3/4 x 1 Neoprene O-Ring
11.	1	870218	1 1/4 x 1 1/2 Neoprene O-Ring
12.	1	890210	3/4 x 1 Back-Up Washer
13.	1	890218	1 1/4 x 1 1/2 Back-Up Washer
14.	1	914009	1/2 UNF Lock Nut
15.	1	900336	5/8 UNC x 2 1/2 Hex Bolt
16.	2	914010	5/8 UNC Lock Nut
17.	1	618486	9/16 FJIC Swivel Run Tee
18.	1	900338	5/8 UNC x 3 Hex Bolt

Note: Cylinder Assembly With Fittings-620080  
Seal Kit-620998



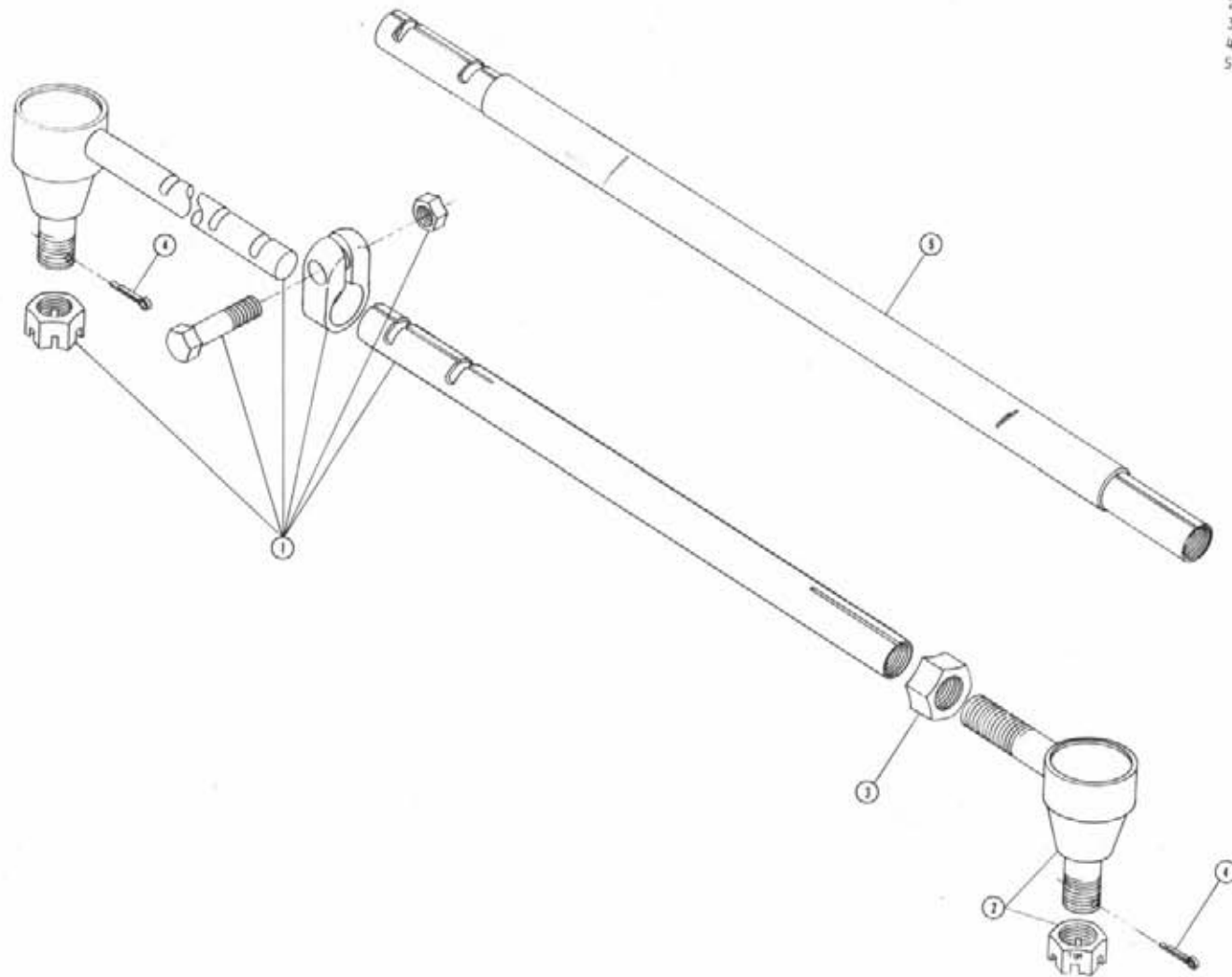
STEERING HUB ASSEMBLY

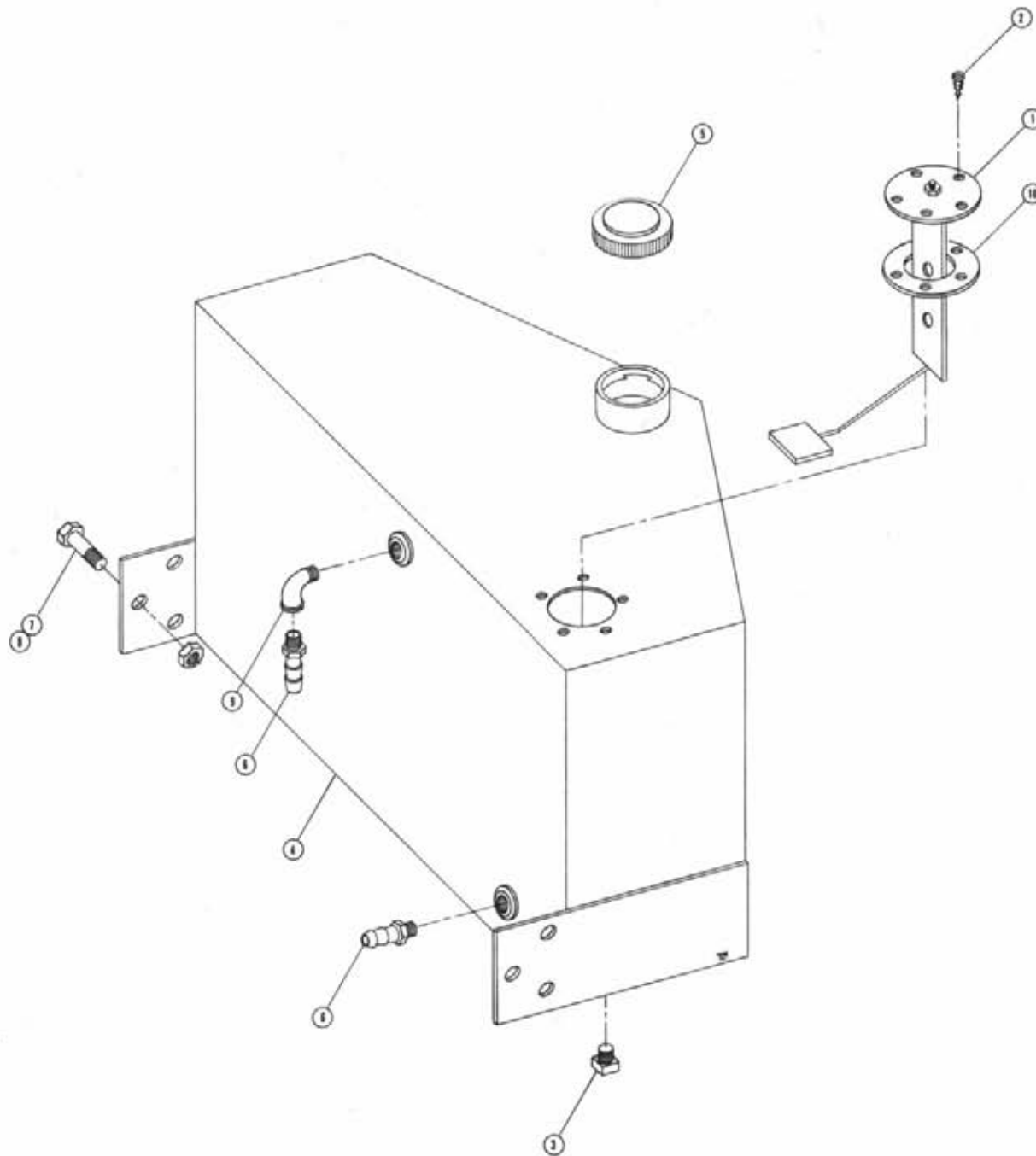
Det.	Qty.	P/N	Description
1	1	125010	Inner Bearing Cone
2	1	125015	Outer Bearing Cone
3	1	129010	Grease Seal
4	1	472008	5/32 x 1 Cotter Pin
5	1	822010	Hub
6	1	822031	Spindle Washer
7	1	822060	Hub Cap
8	1	749225	Pivot Weldment
9	1	125016	Outer Bearing Cup
10	1	125028	Inner Bearing Cup
11	1	822040	Spindle Nut

TIE ROD ASSEMBLY

Det. Qty.	P/N	Description
1	749164	Tie Rod Assembly
2	740413	Socket Assembly
3	740426	Tie Rod Lock Nut
4	470038	1/8 x 1 3/4 Cotter Pin
5	749209	Tie Rod Weldment

Note: Item 5 is used only on  
8380 machines





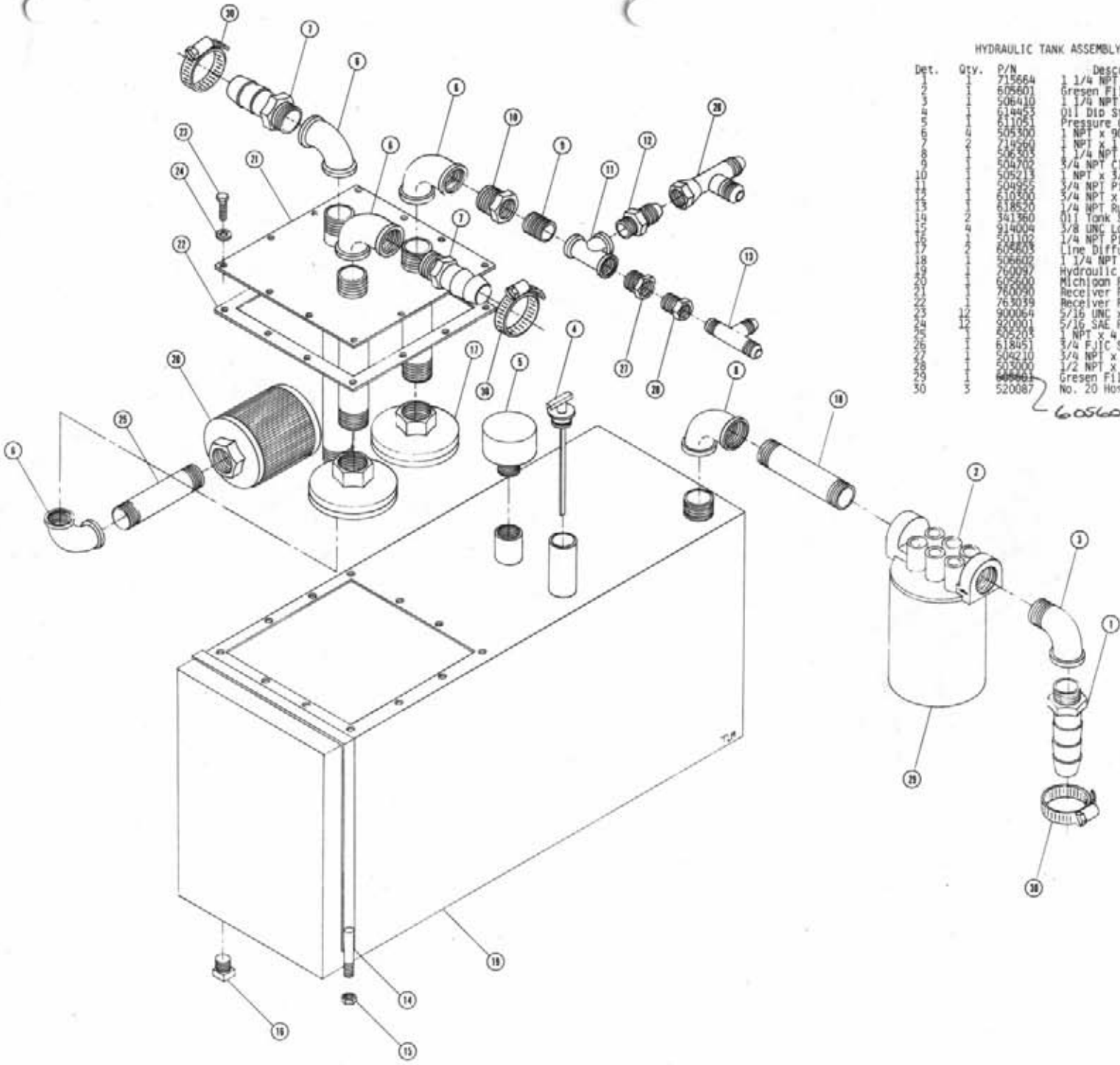
FUEL TANK ASSEMBLY

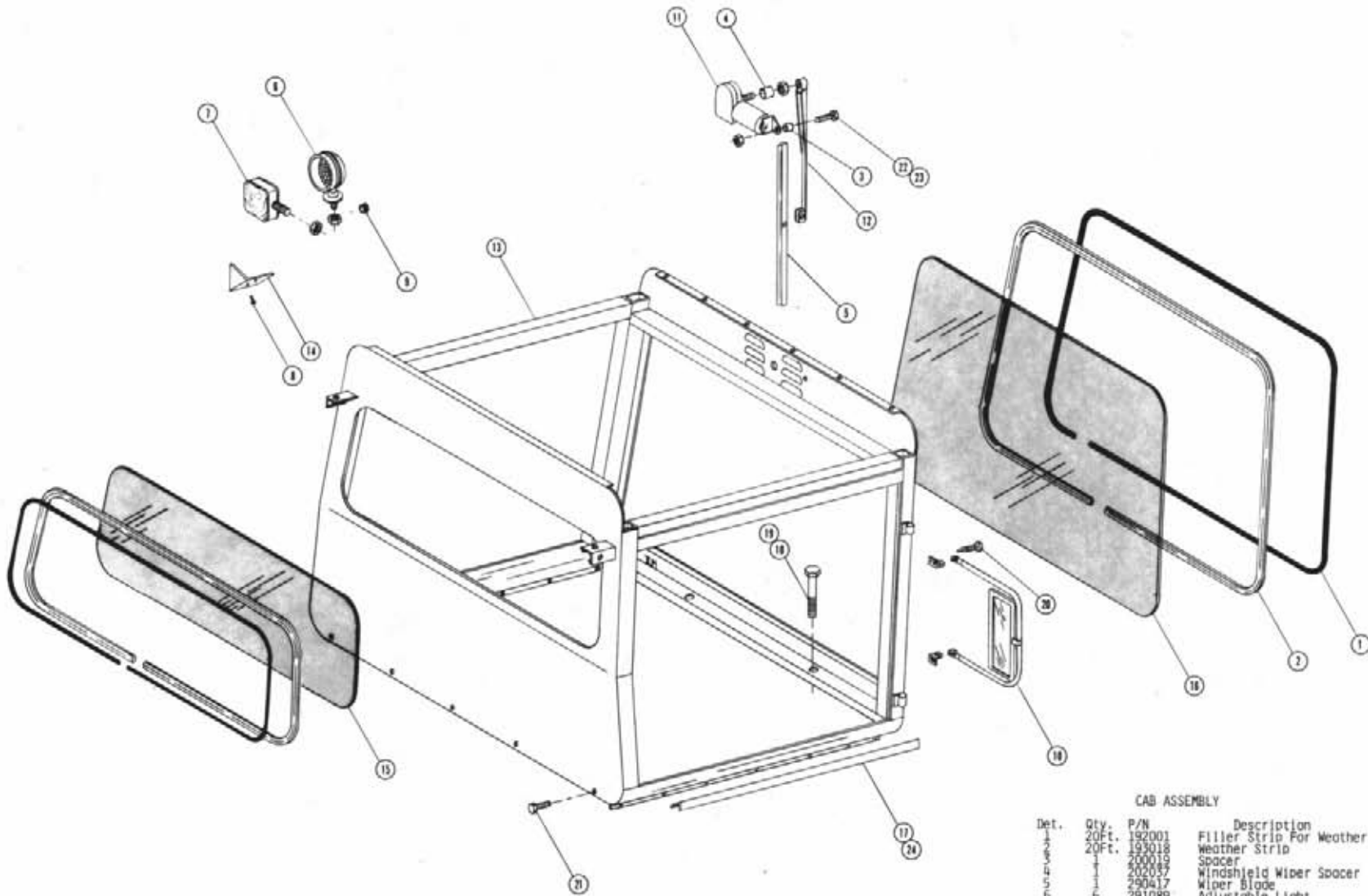
Det.	Qty.	P/N	Description
1	1	291428	Fuel Sender
2	5	473902	No. 8 x 1/2 Pan Head Screw
3	1	501102	1/4 Pipe Nipple
4	1	760120	Fuel Tank Weldment 47 Gallon
5	1	761200	Gas Cap
6	2	783303	1/4 NPT x 5/16 Hose Barb
7	6	900264	1/2 UNC x 1 1/4 Hex Bolt
8	6	914008	1/2 UNC Lock Nut
9	1	501450	1/4 UNC x 90° Street Elbow
10	1	291464	Fuel Sender Gasket

HYDRAULIC TANK ASSEMBLY

Det.	Qty.	P/N	Description
1	1	715664	1 1/4 NPT x 1 Hose Barb
2	1	605601	Gresen Filter
3	1	506410	1 1/8 NPT x 90° Street Elbow
4	1	614453	Oil Dip Stick
5	1	611051	Pressure Cap
6	1	505300	1 NPT x 90° Elbow
7	1	719560	1 NPT x 1 Hose Barb
8	1	506503	1 1/4 NPT x 90° Elbow
9	1	504702	3/4 NPT Close Nipple
10	1	505213	1 NPT x 3/4 NPT Reducer Bushing
11	1	504952	3/4 NPT Pipe Tee
12	1	610500	3/4 NPT x 3/4 MJIC
13	1	618620	1/4 NPT Run Tee x 3/16 MJIC
14	2	341360	Oil Tank Strap Weldment
15	2	914004	3/8 UNC Lock Nut
16	1	501102	1/4 NPT Pipe Plug
17	1	605603	Line Diffuser
18	1	506602	1 1/4 NPT x 2 1/2 Pipe Nipple
19	1	760097	Hydraulic Oil Tank Weldment
20	1	605600	Michigon Filter
21	1	760090	Receiver Plate Weldment
22	1	763039	Receiver Plate Gasket
23	1	900064	2/16 UNC x 3/4 Hex Bolt
24	1	920001	2/16 SAE Flat Washer
25	1	605208	1 NPT x 4 Pipe Nipple
26	1	618451	3/4 FJIC Swivel Run Tee
27	1	504210	3/4 NPT x 1/2 NPT Reducer Bushing
28	1	503000	1/2 NPT x 1/4 NPT Reducer Bushing
29	1	605602	Gresen Filter Element
30	1	520087	No. 20 Hose Clamp

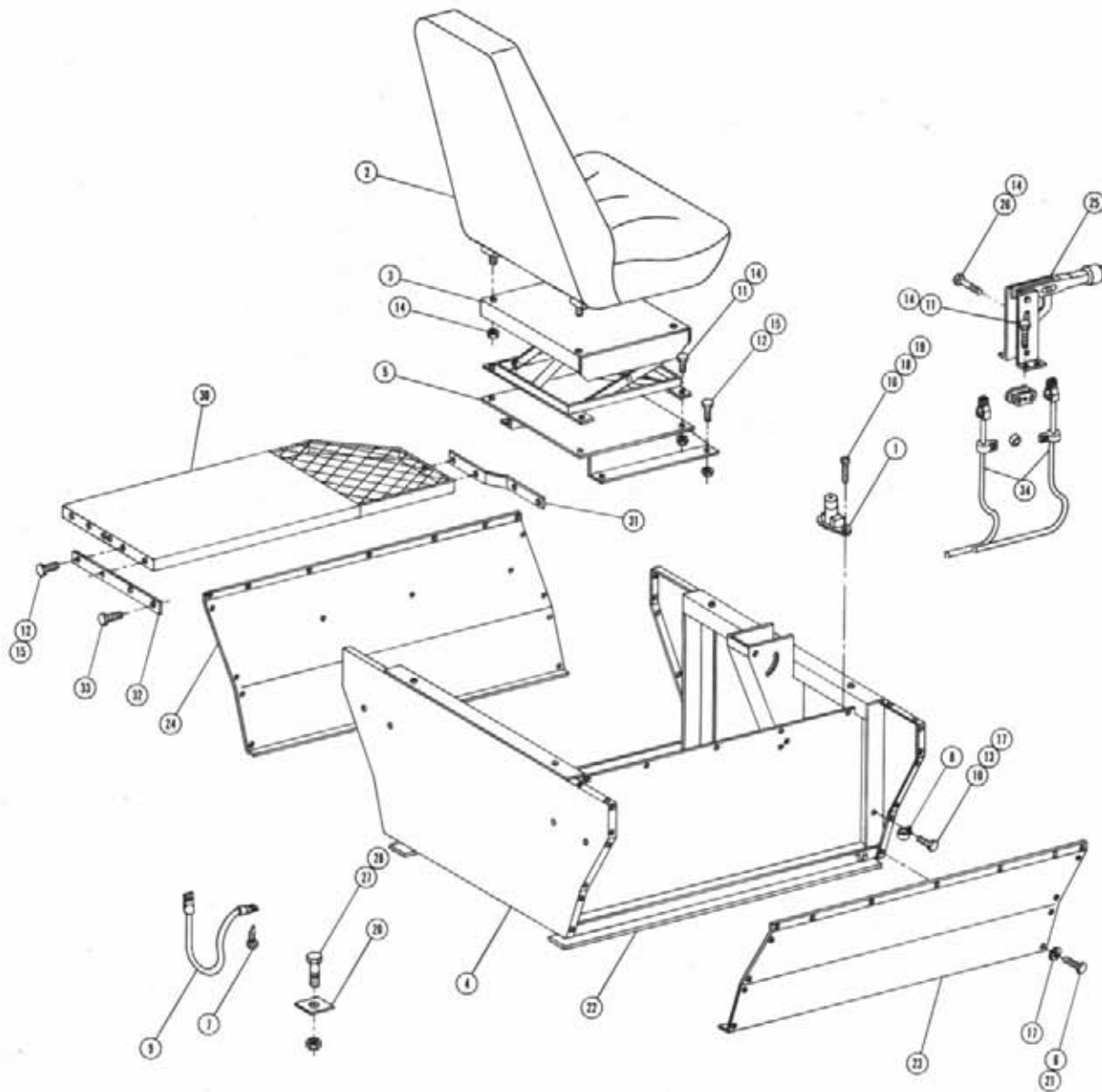
605602





CAB ASSEMBLY

Det.	Qty.	P/N	Description
1	1	192001	Filler Strip For Weather Strip
2	20Ft.	193018	Weather Strip
3	1	200019	Spacer
4	1	202037	Windshield Wiper Spacer
5	1	290417	Wiper Blade
6	6	291089	Adjustable Light
7	2	291114	Flasher and Side Marker Light
8	4	473994	5/32 x 3/8 Hex Head Metal Screw
9	4	470070	3/8 I.D. Rubber Grommet
10	2	650524	Rear View Mirror
11	1	658008	Windshield Wiper Motor
12	1	658013	Wiper Arm
13	1	659402	Cab Weldment
14	4	659421	Worklight Bracket Cover
15	1	659424	Rear Cab Glass
16	1	659425	Front Cab Glass
17	2	659467	Cab Foam Keeper Angle
18	4	900270	1/2 UNC x 3 Hex Bolt
19	4	914008	1/2 UNC Lock Nut
20	8	472349	1/4 x 3/4 Self-Tapping Screw
21	10	470118	1/4 UNC x 3/4 Flanged Bolt
22	1	914009	1/4 UNC Lock Nut
23	1	900005	1/4 UNC x 1 1/2 Hex Bolt
24	10	485052	1/8 x 3/8 Pop Rivet

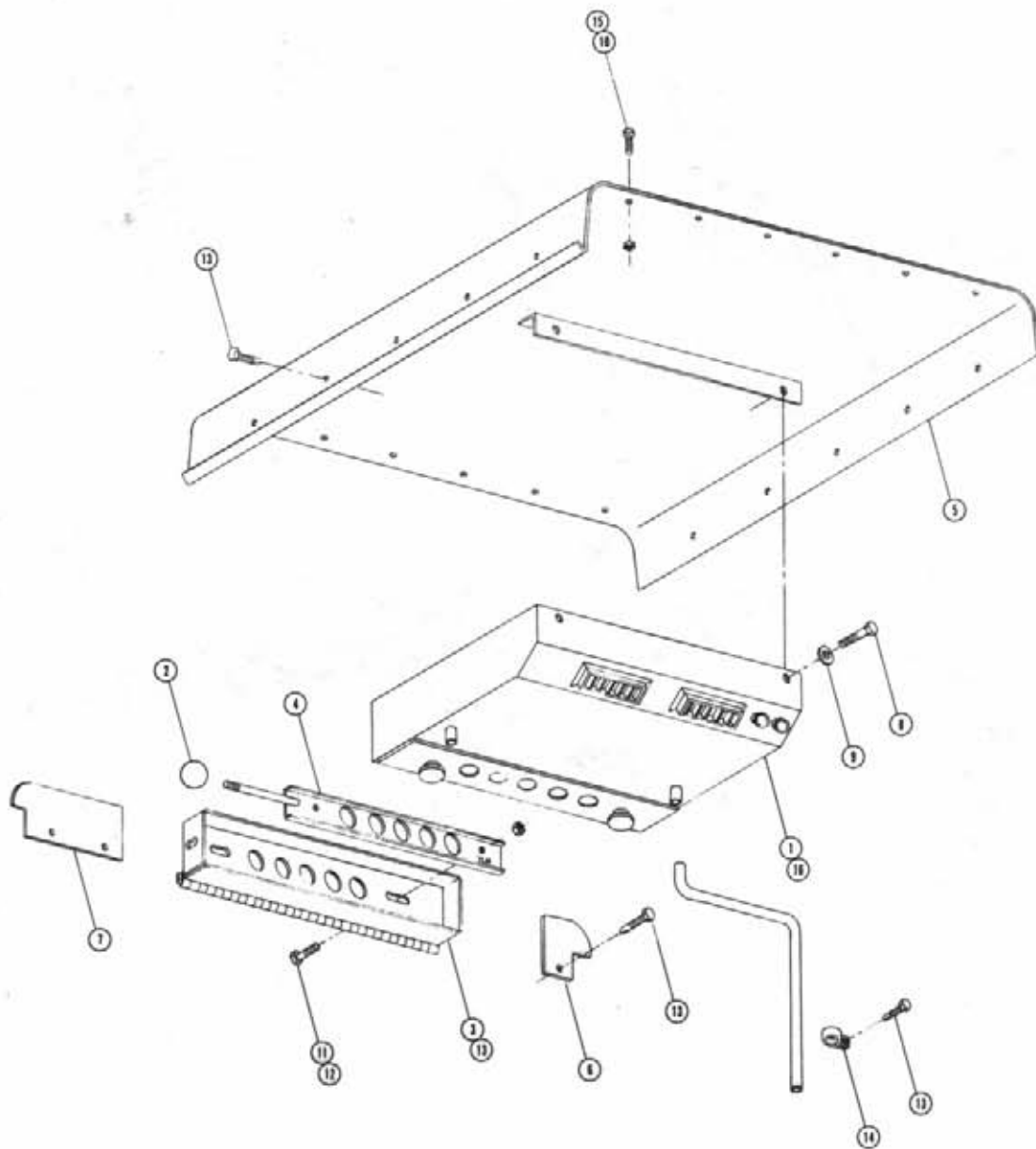


OPERATOR STATION ASSEMBLY

DET. QTY PART NO. DESCRIPTION

1	1	290412	DIMMER SWITCH
2	1	330014	TRIMLINE SEAT
3	1	330015	SUSPENSION ASSY TRIMLINE SEAT
4	1	341368	OP STN WLD
5	1	341554	SEAT MT WLD TRIMLINE SEAT
6	39	470086	NUTSERT, 1/4UNC .020-.100GR
7	2	472349	1/4 X 3/4 20THD-IN TEK TYPE
8	1	520121	CUSHION HOSE CLAMP 1 IN DIA
9	1	290107	8" GROUND STRAP
10	1	900002	1/4 UNC X 3/4 HEX BOLT
11	8	900064	5/16 UNC X 3/4 HEX BOLT
12	8	900129	3/8 UNC X 1 HEX BOLT
13	1	914000	1/4 UNC STOVER NUT
14	13	914002	5/16 UNC STOVER NUT
15	8	914004	3/8 UNC STOVER NUT
16	2	914027	NO 10-32 STOVER NUT
17	31	920000	1/4 FLAT WASH SAE
18	2	920510	LOCK WASH NO 10
19	2	903893	10-32 X 1 SLT RD HD MACH SCR
20	4	310841	ENG PAD
21	30	470118	1/4 UNC X 3/4 FLANGED H BOLT
22	2	659579	FOAM, 2IN WIDE X 40IN LONG
23	1	659628	RH OP STN PNL WLD 8370-8380
24	1	659629	LH OP STN PNL WLD 8370-8380
25	1	826108	BRAKE LEVER ASSY
26	1	900067	5/16 UNC X 1 1/2 HEX BOLT
27	4	900266	1/2 UNC X 1 3/4 HEX BOLT
28	4	914008	1/2 UNC STOVER NUT
29	2	826926	190 IN BRAKE CABLE
30	1	341616	LH CATWALK WLD
31	1	341624	FRT MTG STRIP CATWALK
32	1	341625	REAR MTG STRIP CATWALK
33	4	900128	3/8 UNC X 3/4 HEX BOLT

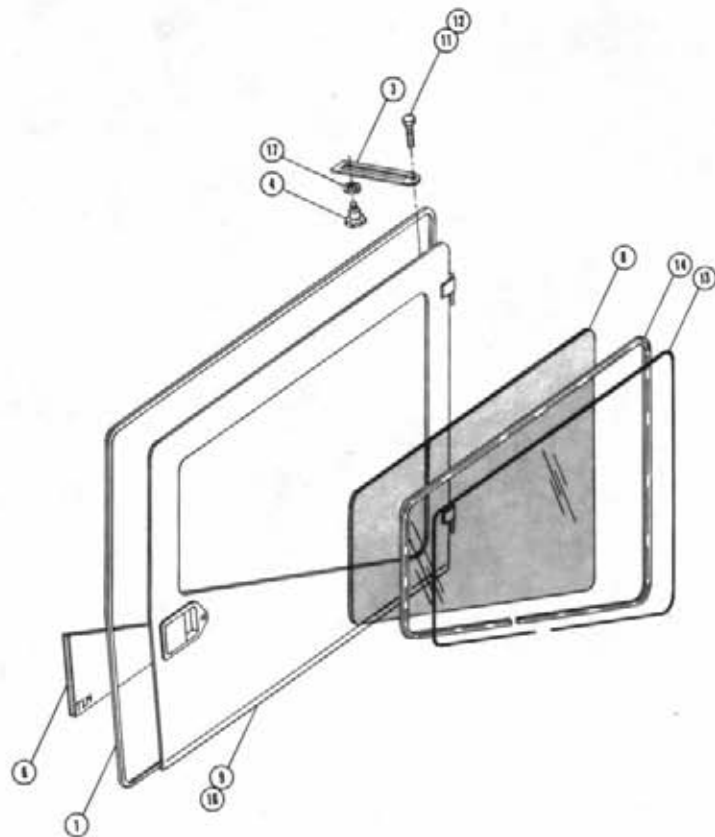
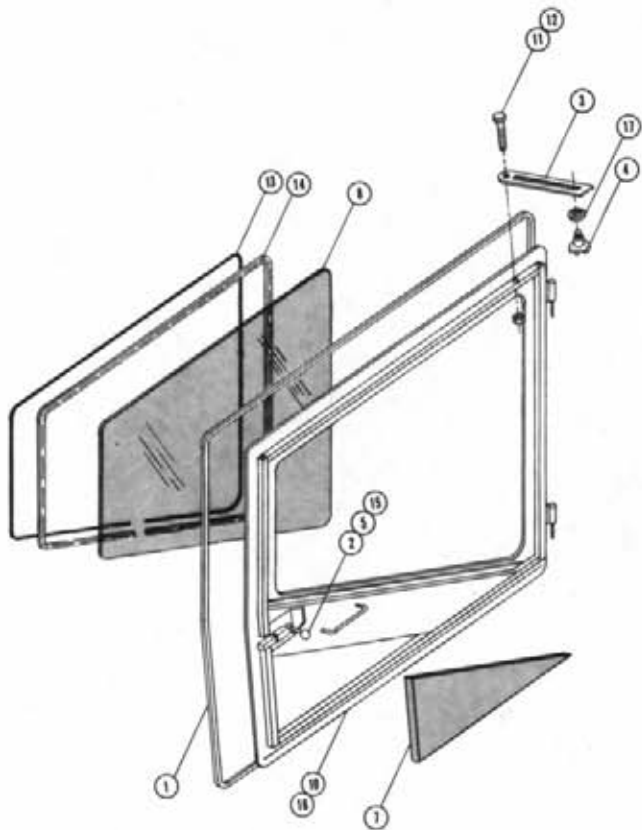
NOTE: ITEMS 30, 31, AND 32 ARE USED ONLY ON THE 8370 MACHINES.



AIR CONDITIONER ASSEMBLY AND ROOF

Det.	Qty.	P/N	Description
1	1	657303	A/C Evaporator Installation Kit
2	1	659291	3/8 x 1 Ball Knob
3	1	659439	Air Conditioner Housing Mount Weldment
4	1	659442	Outside Air Slide Weldment
5	1	659445	Cab Roof Weldment
6	1	659448	Right Cab Roof Gusset
7	1	659449	Left Cab Roof Gusset
8	2	900130	3/8 UNC x 1 1/4 Hex Bolt
9	2	920002	3/8 SAE Flat Washer
10	12	470118	1/4 UNC x 3/4 Flanged Hex Bolt
11	2	914000	1/4 UNC Lock Nut
12	2	900000	1/4 UNC x 1/2 Hex Bolt
13	19	472349	1/4 x 3/4 Self-Tapping Screw
14	4	520117	5/8 Cushion Hose Clamp
15	12	470121	1/4-20 Flanged Lock Nut
16	1	657333	A/C Blower And Evaporator Kit



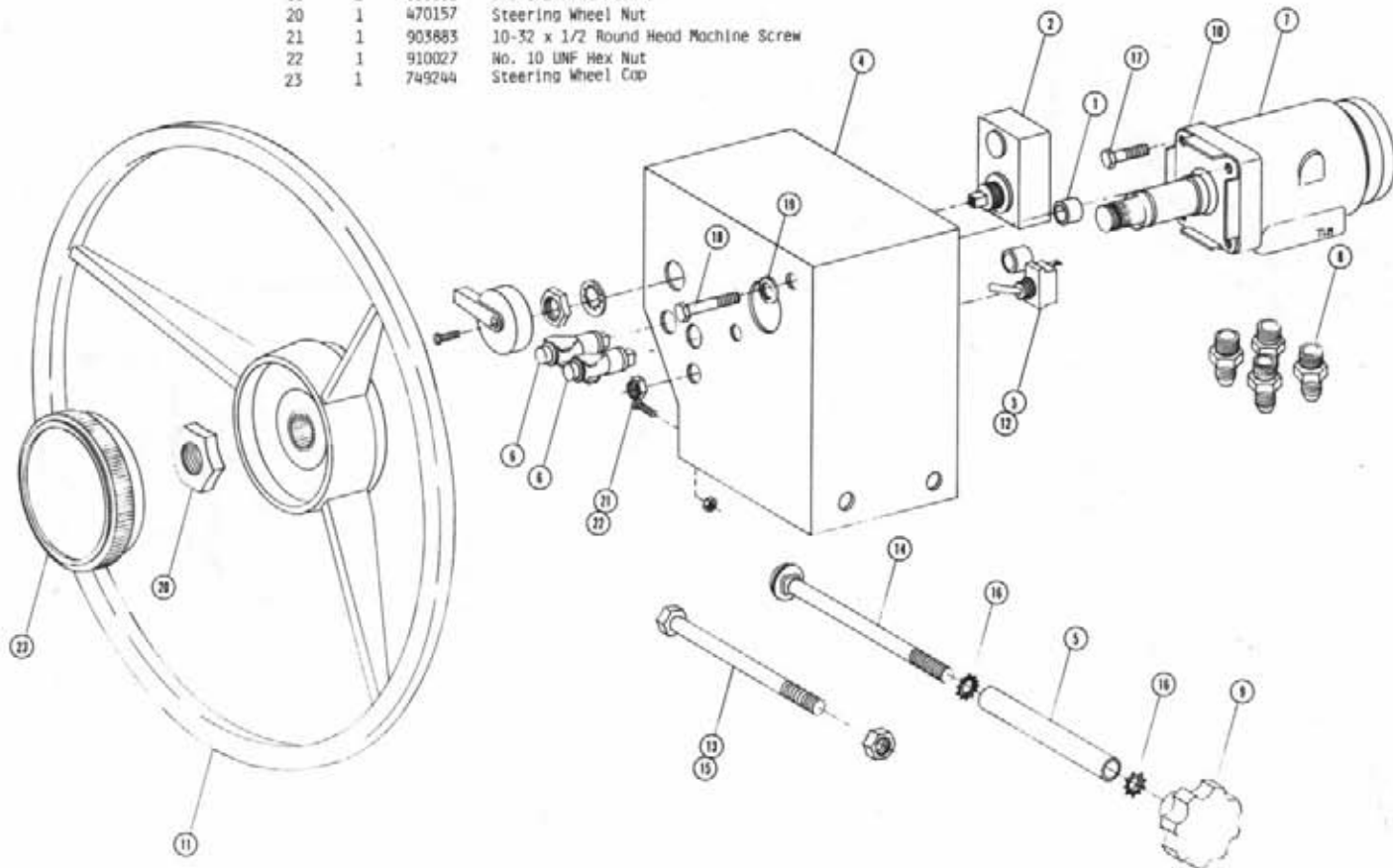


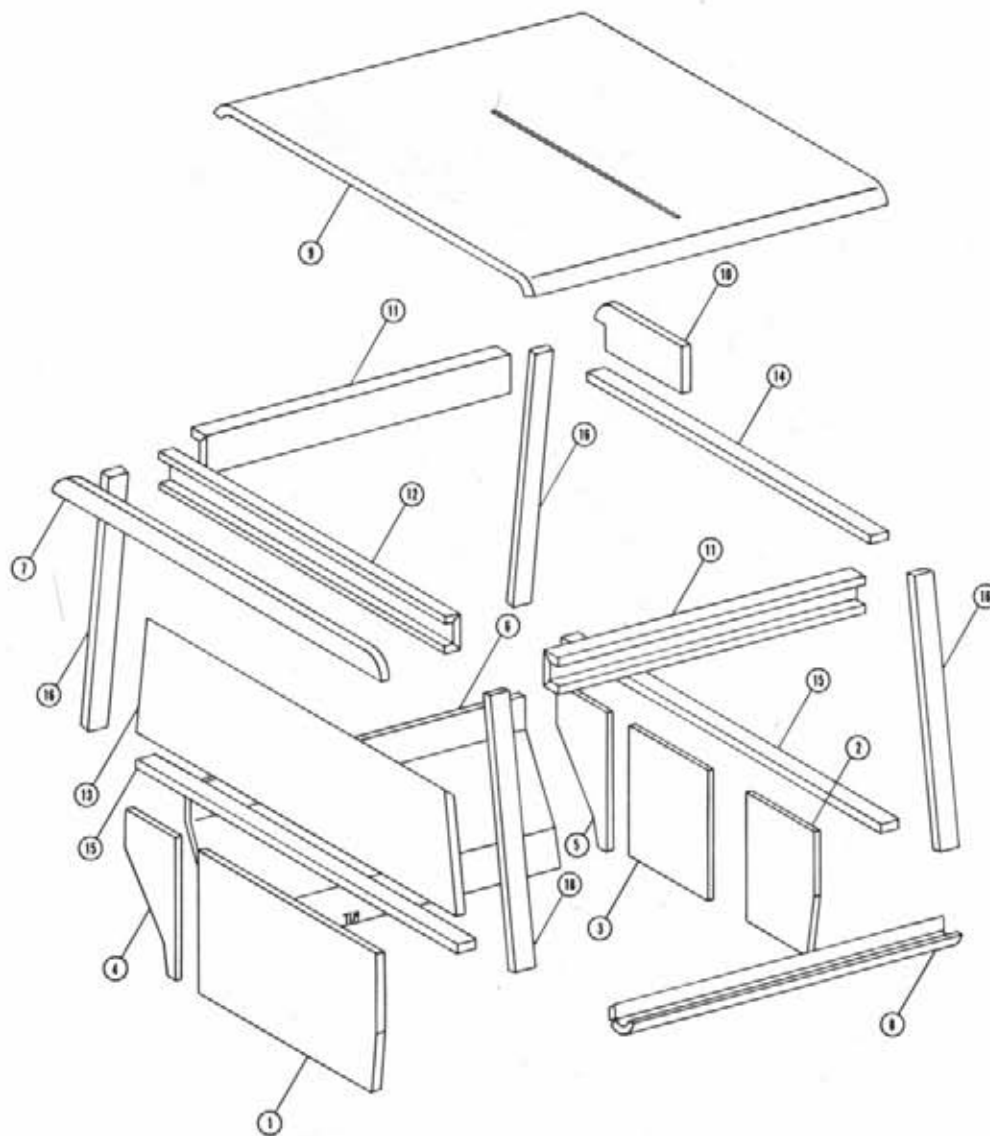
DOOR ASSEMBLY

Det.	Qty.	P/N	Description
1	24Ft.	193028	Snap-On Seal
2	2	470077	3/8 UNC x 1 3/4 Stud
3	2	659159	Door Catch Slide
4	2	470024	3/8 UNC Plastic Knob
5	2	659292	1 7/8 Ball Knob
6	1	659384	Foam, Right Door Panel
7	1	659386	Foam, Left Door Panel
8	2	659426	Cab Door Glass
9	1	659427	Right Cab Door Weldment
10	1	659436	Left Cab Door Weldment
11	2	900004	1/4 UNC x 1 1/4 Hex Bolt
12	2	914000	1/4 UNC Lock Nut
13	18Ft.	192001	Filler Strip
14	18Ft.	193018	Self Seal Weather Strip
15	2	910004	3/8 UNC Hex Nut
16	4	485052	1/8 x 3/8 Pop Rivet
17	2	920002	3/8 Flat Washer

STEERING WHEEL ASSEMBLY

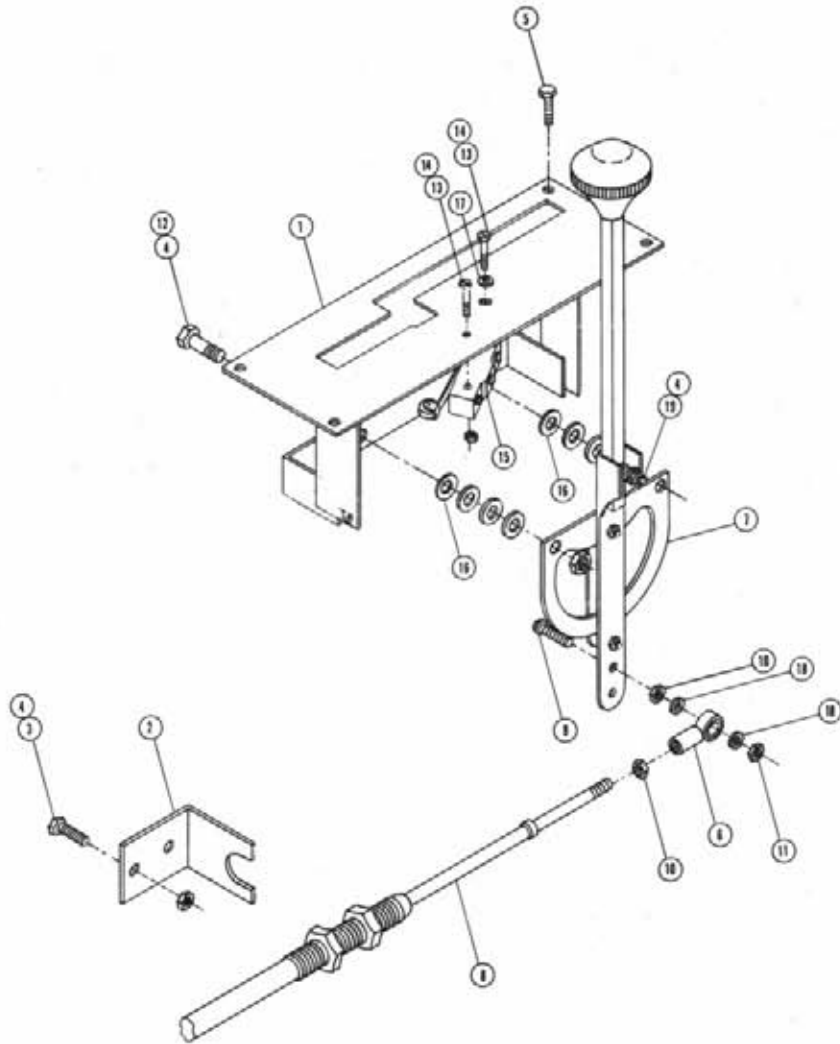
Det.	Qty.	P/N	Description
1	2	200464	Spacer
2	1	291088	Flasher/Turn Signal Switch
3	1	298012	Toggle Switch
4	1	341180	Steering Column Cover Weldment
5	1	001266	Spacer Tube
6	2	390518	Indicator Light
7	1	749150	Steering Motor
8	4	618109	3/4 MOR x 9/16 MJIC
9	1	742502	Steering Adjustment Knob
10	1	749178	Steering Column
11	1	749245	Steering Wheel
12	1	470001	Rubber Boot
13	1	900277	1/2 Unc x 5 1/2 Hex Bolt
14	1	901276	1/2 UNC x 5 Carriage Bolt
15	1	914008	1/2 UNC Lock Nut
16	2	470123	Star Washer
17	2	900128	3/8 UNC x 3/4 Hex Bolt
18	2	900130	3/8 UNC x 1 1/4 Hex Bolt
19	2	920002	3/8 SAE Flat Washer
20	1	470157	Steering Wheel Nut
21	1	903883	10-32 x 1/2 Round Head Machine Screw
22	1	910027	No. 10 UNF Hex Nut
23	1	749244	Steering Wheel Cap





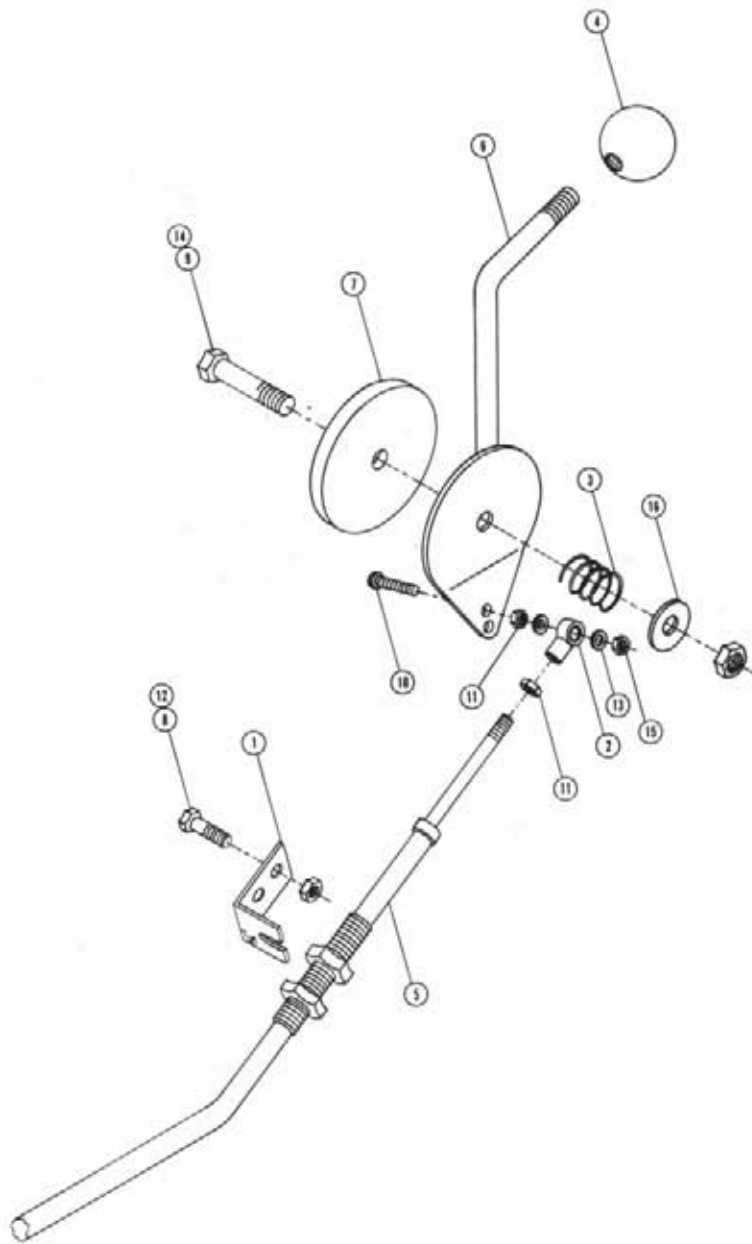
CAB FOAM

Det.	Qty.	P/N	Description
1	1	659597	Foam, Center Rear Operator Station
2	1	659594	Foam, Right Front Operator Station
3	1	659593	Foam, Center Front Operator Station
4	1	659596	Foam, Left Rear Operator Station
5	1	659595	Foam, Left Front Operator Station
6	1	659598	Foam, Left Side Panel
7	1	659381	Foam, Rear Top Crossmember
8	1	659599	Foam, Console Side
9	1	659383	Foam, Cab Roof
10	1	659385	Foam, Left Top Cab Corner
11	2	659392	Foam, Upper Side Frame
12	1	659393	Foam, Upper Rear Frame
13	1	659394	Foam, Lower Rear Window Panel
14	1	659396	Foam, Cab Tube 37.25 Long
15	2	659397	Foam, Cab Tube 42.75 Long
16	4	659398	Foam, Cab Tube 32.25 Long



HYDROSTATIC LEVER ASSEMBLY

Det.	Qty.	P/N	Description
1	1	341501	Hydrostatic Control Lever Mount
2	1	341188	Console Throttle Cable Bracket
3	2	900000	1/4 UNC x 1/2 Hex Bolt
4	5	914000	1/4 UNC Stover Nut
5	4	470122	1/4-20 x 1/2 Flanged Hex Bolt
6	1	473921	No. 10-32 Ball Joint
7	1	606864	Control Lever
8	1	785053	Hydrostatic Cable 95"
9	1	903893	No. 10-32 x 1 Round Head Screw
10	2	910027	No. 10 UNF Hex Nut
11	1	914027	No. 10-32 Stover Nut
12	2	900003	1/4 UNC x 1 Hex Bolt
13	2	910022	No. 6-32 Hex Bolt
14	2	473993	No. 6-32 x 1 1/8 Hex Head Machine Screw
15	1	293006	Micro Switch
16	8	920000	1/4 Flat Washer
17	1	920011	No. 6 SAE Flat Washer
18	2	920510	No. 10 Lock Washer
19	1	900005	1/4 UNC x 1 1/2 Hex Bolt

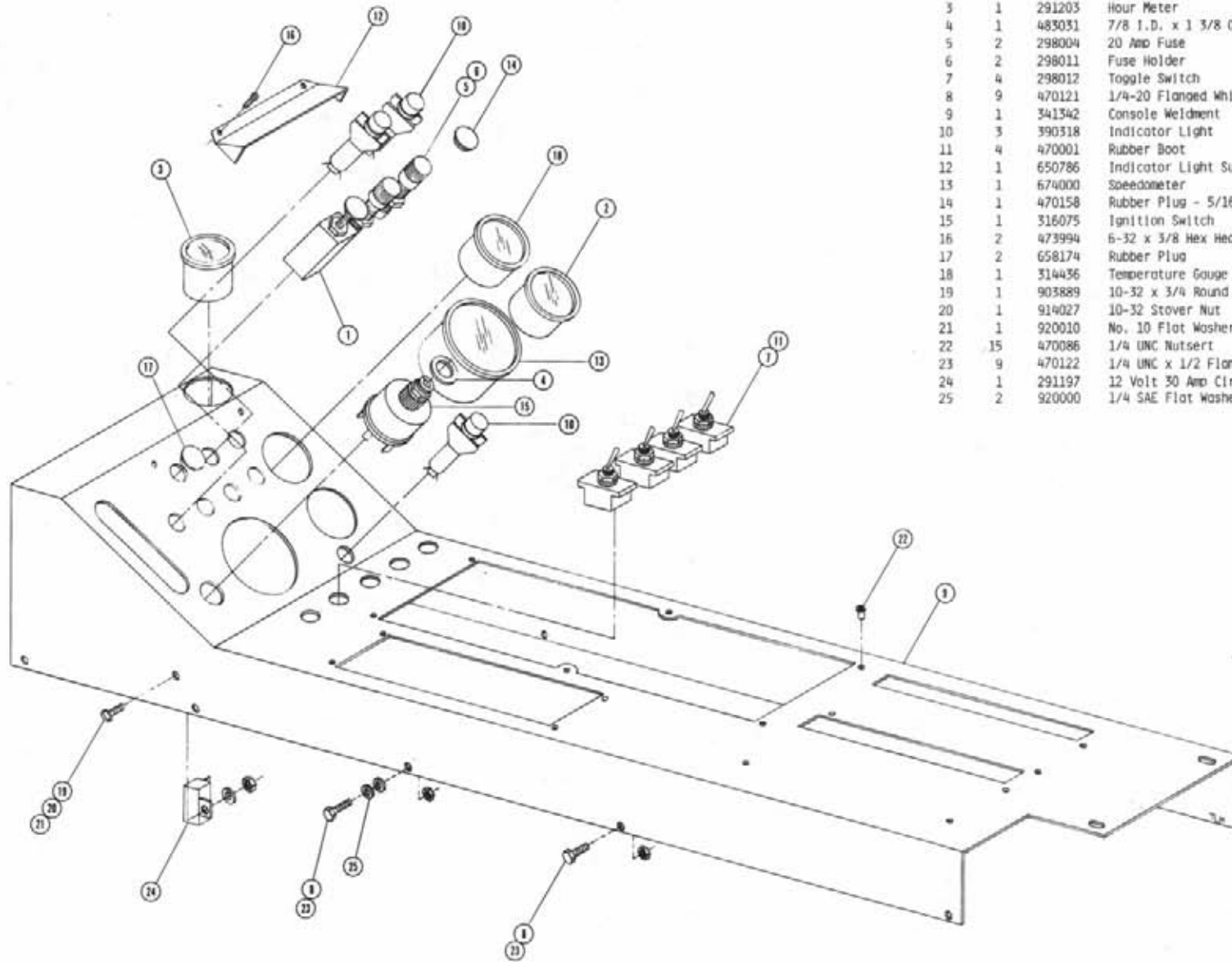


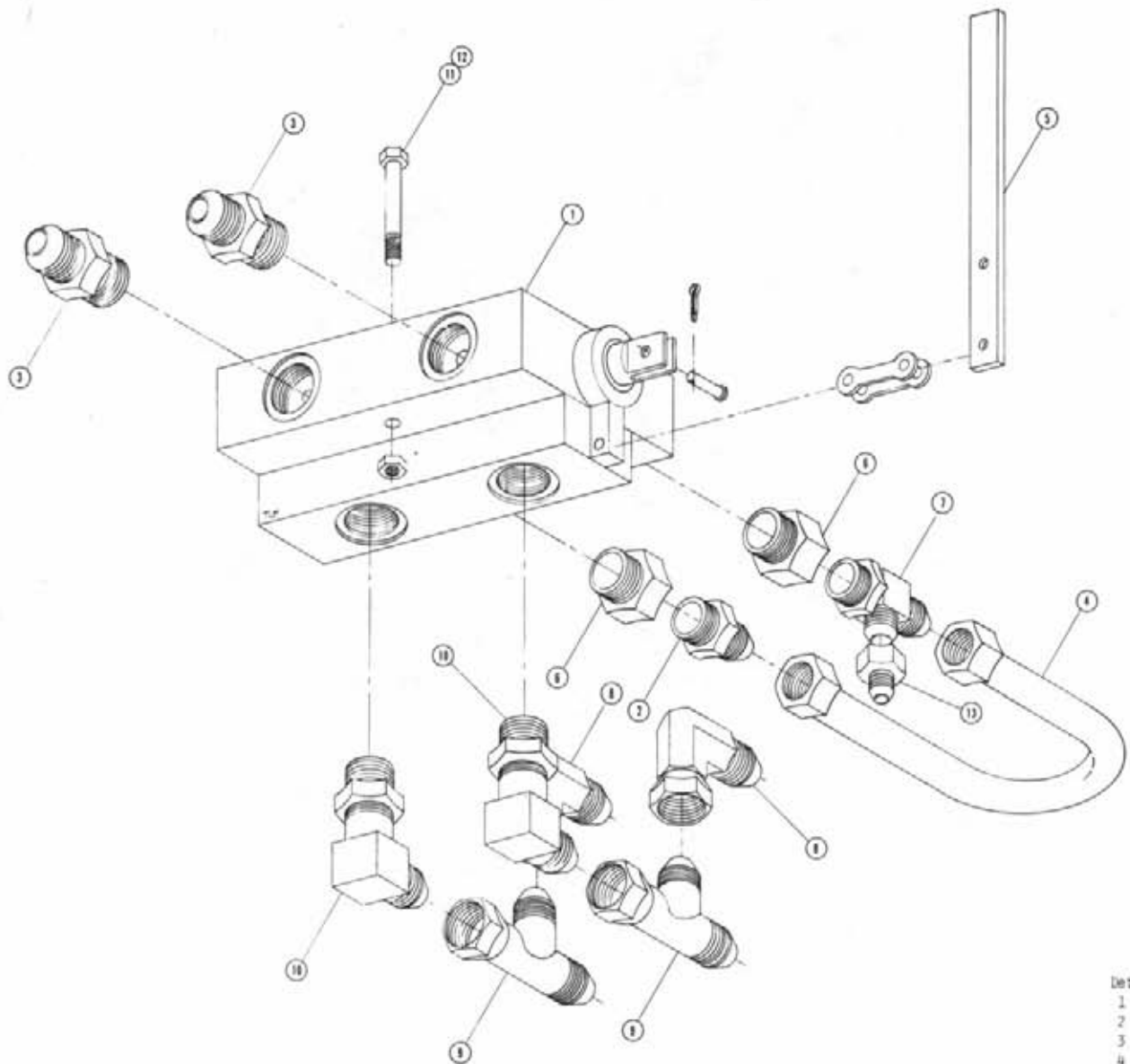
#### THROTTLE LEVER ASSEMBLY

Det. Qty.	P/N	Description
1	541188	Throttle Cable Mount Angle
2	473921	No. 10-32 Ball Joint
3	499001	Spring
4	659292	1 7/8 Dia. Ball Knob
5	785054	Throttle Cable 128"
6	785040	Throttle Lever Weldment
7	785046	Friction Disc
8	900000	1/4 UNC x 1/2 Hex Bolt
9	900170	3/8 UNC x 2 1/4 Hex Bolt
10	903893	No. 10-32 x 1 Round Head Machine Screw
11	910027	No. 10 UNF Hex Nut
12	914000	1/4 UNC Stover Nut
13	920510	No. 10 Lock Washer
14	914004	3/8 UNC Stover Nut
15	914027	No. 10-32 Stover Nut
16	920002	3/8 SAE Flat Washer

CONSOLE ASSEMBLY

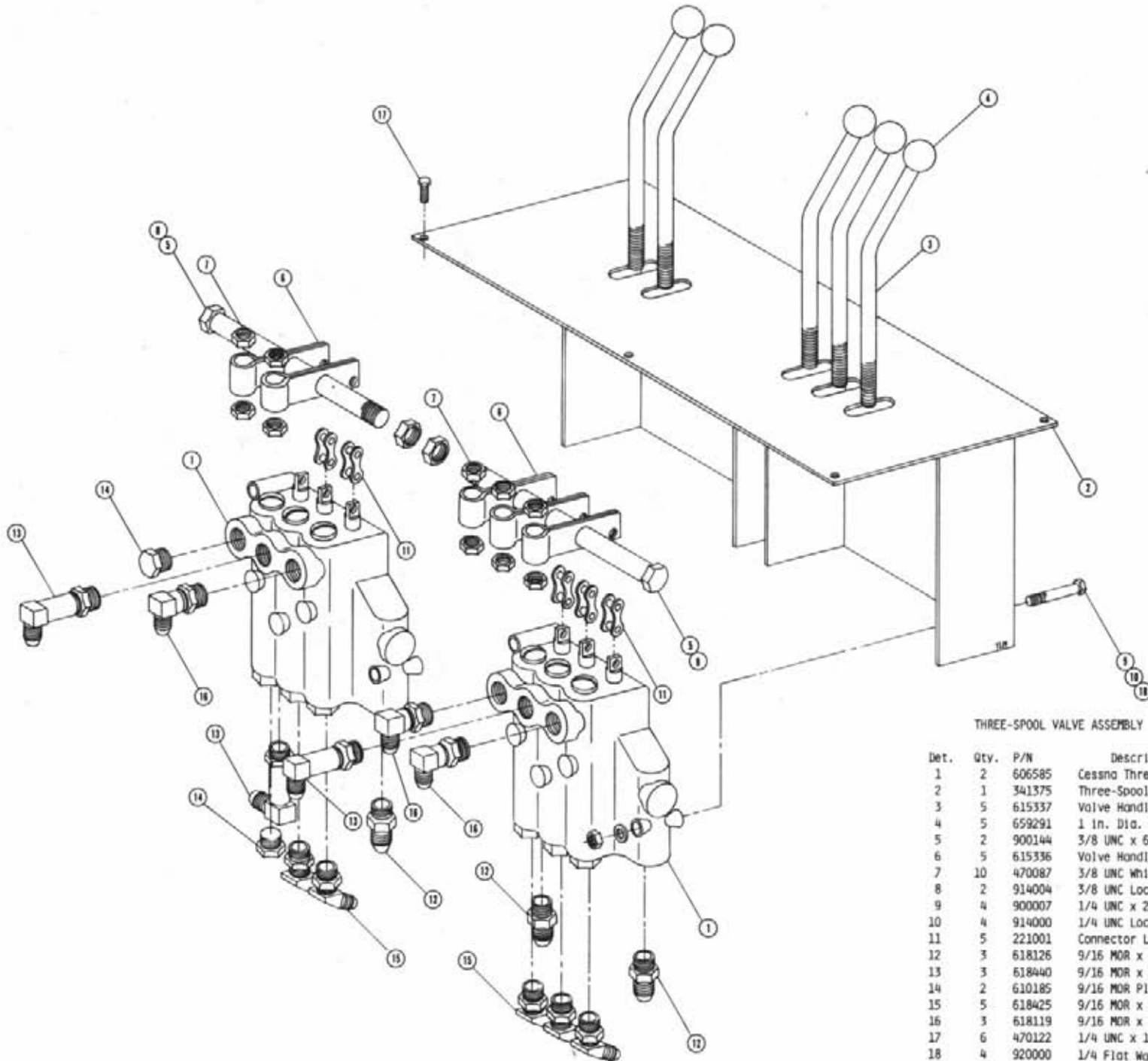
Det.	Qty.	P/N	Description
1	1	290046	Two-Position Light Switch
2	1	290401	Fuel Gauge
3	1	291203	Hour Meter
4	1	483031	7/8 I.D. x 1 3/8 O.D. Washer
5	2	298004	20 Amp Fuse
6	2	298011	Fuse Holder
7	4	298012	Toggle Switch
8	9	470121	1/4-20 Flanged Whiz Nut
9	1	341342	Console Weldment
10	3	390318	Indicator Light
11	4	470001	Rubber Boot
12	1	650786	Indicator Light Sun Shield
13	1	674000	Speedometer
14	1	470158	Rubber Plug - 5/16 Dia. Hole
15	1	316075	Ignition Switch
16	2	473994	6-32 x 3/8 Hex Head Metal Screw
17	2	658174	Rubber Plug
18	1	314436	Temperature Gauge
19	1	903889	10-32 x 3/4 Round Head Machine Screw
20	1	914027	10-32 Stover Nut
21	1	920010	No. 10 Flat Washer
22	15	470086	1/4 UNC Nutsert
23	9	470122	1/4 UNC x 1/2 Flanged Hex Bolt
24	1	291197	12 Volt 30 Amp Circuit Breaker
25	2	920000	1/4 SAE Flat Washer





Four-Wheel Drive Selector Valve Assembly

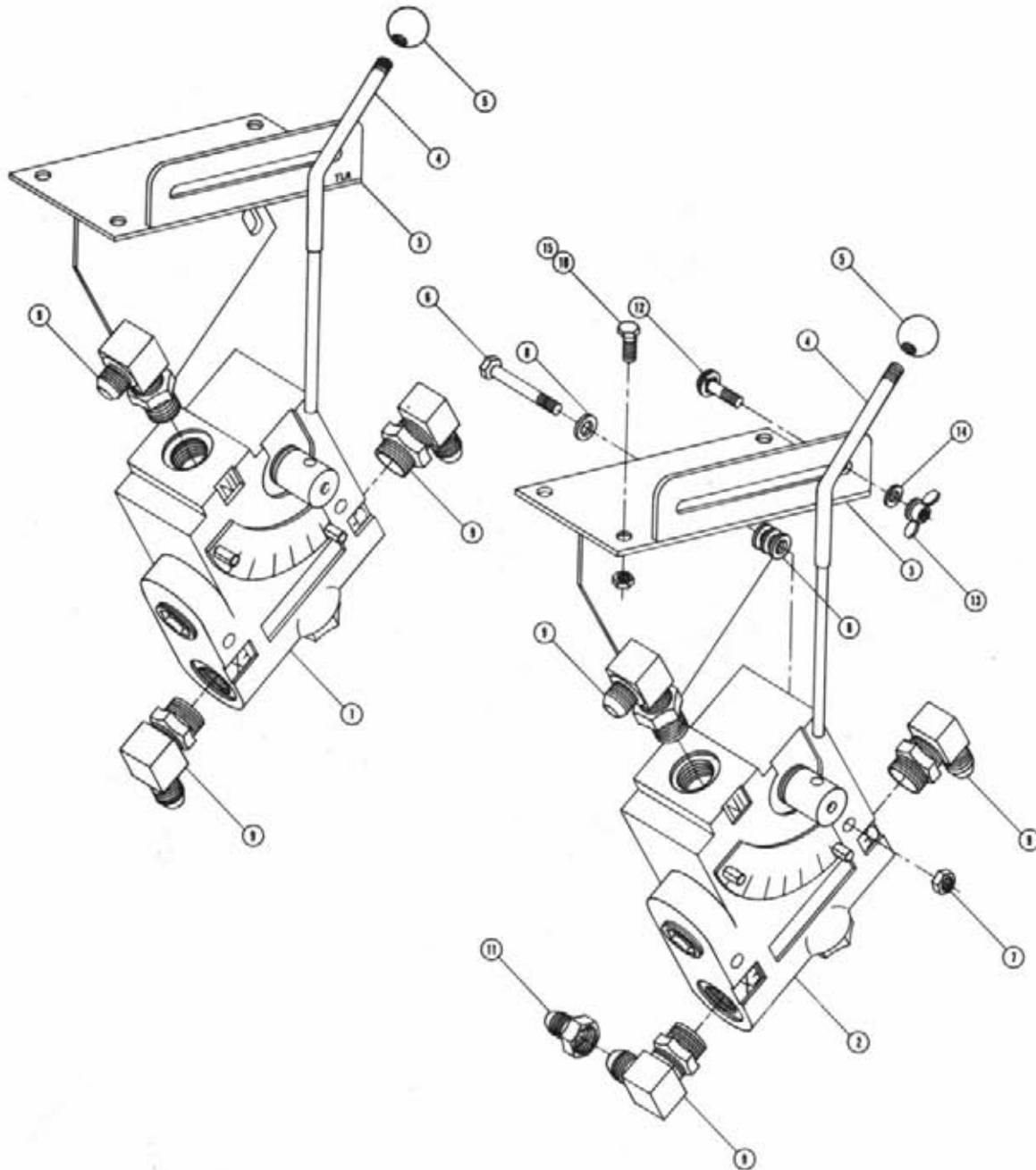
Det. Qty.	P/N	Description
1	606003	Gresen Selector Valve
2	611126	7/8 MDR x 7/8 MJIC
3	611127	1 1/16 MOR x 1 1/16 MJIC
4	614198	Four-Wheel Drive U-Tube
5	615592	Four-Wheel Drive Selector Valve Handle
6	618132	1 1/16 MOR x 7/8 FOR Reducer
7	618130	7/8 MDR x 7/8 MJIC RUN TEE
8	618301	7/8 MJIC x 90° x 7/8 FJIC Swivel
9	618333	7/8 MJIC Swivel Run Tee
10	618535	1 1/16 MOR x 90° x 7/8 MJIC
11	900135	3/8 UNC x 2 3/4 Hex Bolt
12	914004	3/8 UNC Lock Nut
13	618557	7/8 FJIC x 9/16 MJIC



THREE-SPOOL VALVE ASSEMBLY

Det.	Qty.	P/N	Description
1	2	606585	Cessna Three-Spool Valve
2	1	341375	Three-Spool Valve Mount Weldment
3	5	615337	Valve Handle
4	5	659291	1 in. Dia. Ball
5	2	900144	3/8 UNC x 6 1/2 Hex Bolt
6	5	615336	Valve Handle Link
7	10	470087	3/8 UNC Whiz Nut
8	2	914004	3/8 UNC Lock Nut
9	4	900007	1/4 UNC x 2 Hex Bolt
10	4	914000	1/4 UNC Lock Nut
11	5	221001	Connector Link Clip
12	3	618126	9/16 MOR x 9/16 MJIC
13	3	618440	9/16 MOR x 90° x 9/16 MJIC Long
14	2	610185	9/16 MOR Plug
15	5	618425	9/16 MOR x 45° x 9/16 MJIC
16	3	618119	9/16 MOR x 90° x 9/16 MJIC
17	6	470122	1/4 UNC x 1/2 Flange Head Bolt
18	4	920000	1/4 Flat Washer

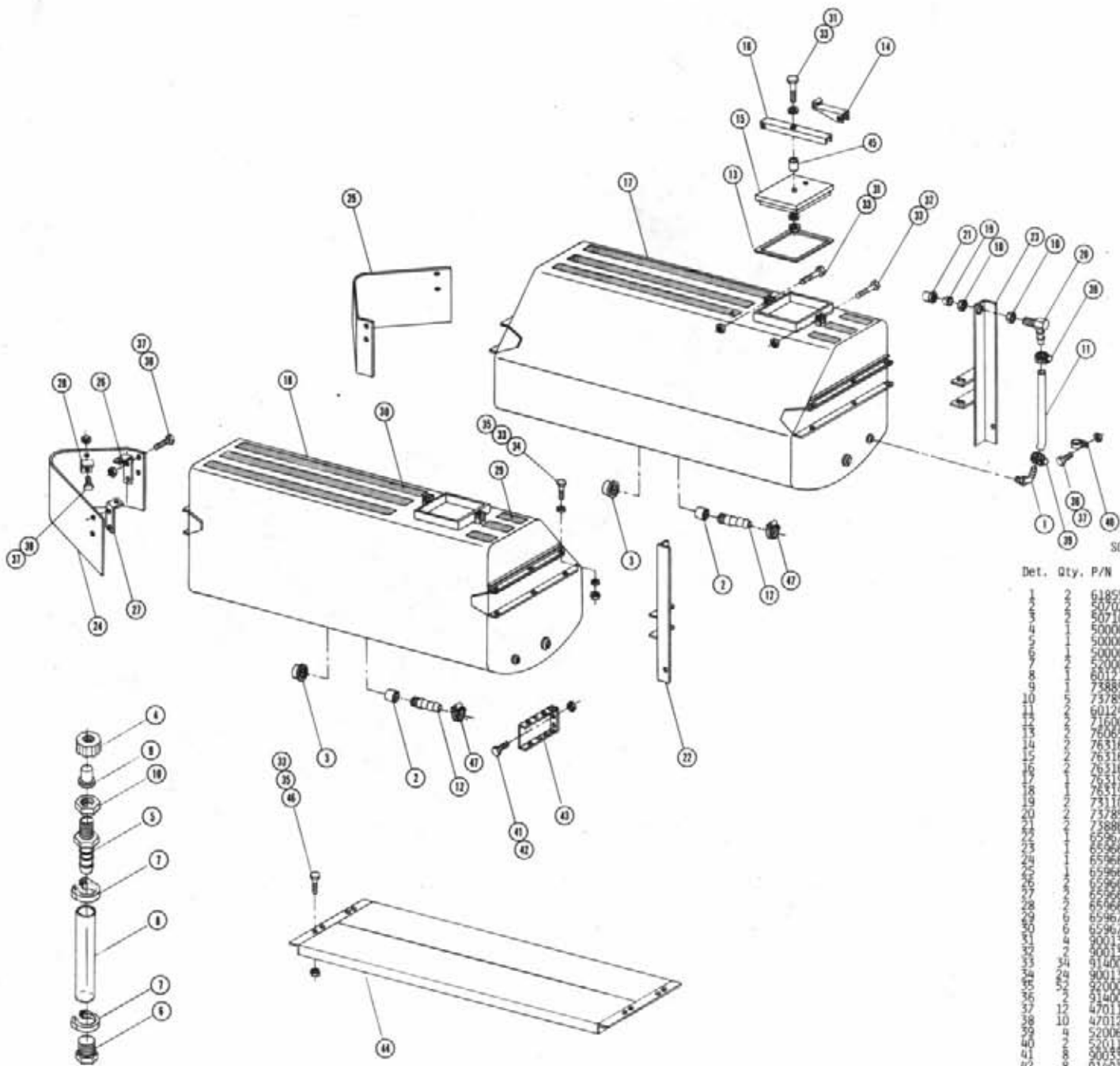




VARIABLE FLOW CONTROL ASSEMBLIES

Det.	Qty.	P/N	Description
1	1	606818	Solution Variable Flow Control
2	1	606827	Agitator Variable Flow Control
3	2	606837	Flow Control Mount Weldment
4	2	615491	Flow Control Lever Weldment
5	2	659291	1 in. Dia. Ball Knob
6	4	900010	1/4 UNC x 3 Hex Bolt
7	4	914000	1/4 UNC Lock Nut
8	16	920000	1/4 SAE Flat Washer
9	6	618183	7/8 MOR x 90° x 3/4 MJIC
10	6	470118	1/4 UNC x 3/4 Flanged Head Bolt
11	1	618482	3/4 FJIC x 9/16 MJIC
12	2	901064	5/16 UNC x 3/4 Carriage Bolt
13	2	473900	5/16 UNC Wing Nut
14	2	920002	3/8 Flat Washer
15	6	470121	1/4 UNC Flanged Whiz Nut

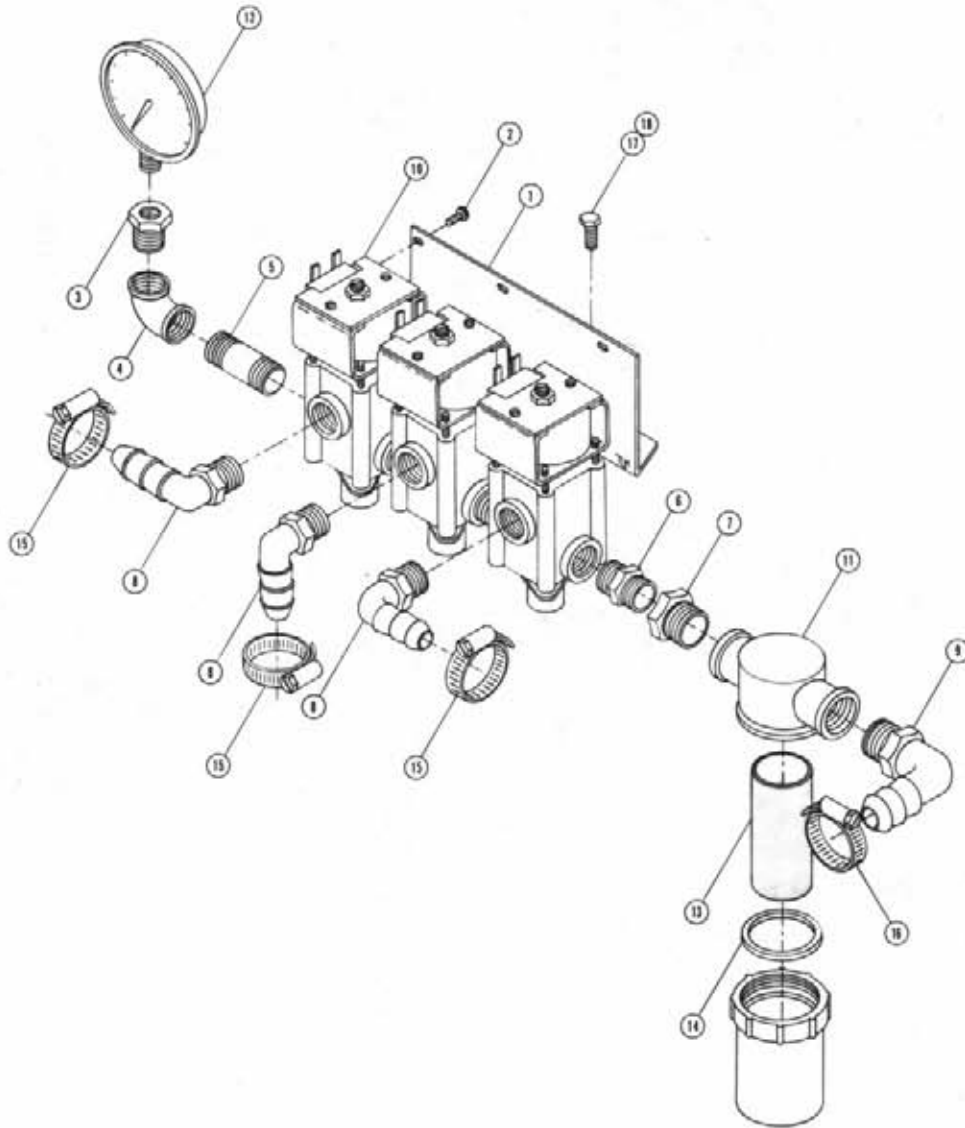




SOLUTION TANK ASSEMBLY

Det.	Qty.	P/N	Description
1	1	618556	1/4 NPT x 90° x 1/2 Nylon Hose Barb
2	1	502025	1 1/2 NPT Pipe Coupler
3	1	507100	1 1/2 NPT Pipe Cap
4	1	500005	1 1/16 Nylon Swivel Nut
5	1	500006	1 1/16 NPS x 3/8 Hose Barb
6	1	500007	1/8 MNPT Nylon Hex Plug
7	1	500033	5/8 Stayer Nut
8	1	601116	No. 6 Vinyl Snao Clamp
9	1	738859	Vent Hose
10	1	737858	Nylon Screen Assembly
11	1	601245	1/2 x 42 in. Sight Gauge Hose
12	1	716003	1 1/2 x 1 1/2 Hose Barb
13	1	760651	Tank Lid Gasket
14	1	763163	Spray Tank Latch Handle
15	1	763164	Spray Tank Lid Weldment
16	1	763166	Tank Lid Channel
17	1	763190	Right Spray Tank Weldment
18	1	763191	Left Spray Tank Weldment
19	1	731109	5/8 90 Nylon Tip
20	1	737858	1/2 Connector Nozzle
21	1	738866	1 1/16 Steel Cap Nut
22	1	659670	Left Sight Gauge Mount
23	1	659669	Right Sight Gauge Mount
24	1	659668	Left Solution Tank Shield
25	1	659667	Right Solution Tank Shield
26	1	659666	Inside Mounting Bracket Tank Shield
27	1	659665	Outside Mounting Bracket Tank Shield
28	1	659664	Top Bracket Solution Tank Shield
29	1	659677	4 x 9 Safety Walk
30	1	659678	4 x 40 Safety Walk
31	1	900130	3/8 UNC x 2 1/2 Hex Bolt
32	1	900138	3/8 UNC x 3 1/2 Hex Bolt
33	1	914004	3/8 UNC Lock Nut
34	1	900130	3/8 UNC x 1 3/4 Hex Bolt
35	1	920002	3/8 Flat Washer
36	1	914000	1/4 UNC Stayer Nut
37	1	470118	1/4 UNC x 3/4 Flanged Hex Bolt
38	1	470121	1/4 UNC Flanged Whiz Nut
39	1	520069	No. 6 Hose Clamp
40	1	520144	5/8 Cushion Hose Clamp
41	1	900333	5/8 UNC x 1 1/2 Hex Bolt
42	1	914010	5/8 UNC Stayer Nut
43	1	341434	Tank Mount Extension Channel Weldment
44	1	341437	Catwalk Weldment
45	1	601251	3/4 x 2 High Pressure EPDM Hose
46	1	900129	3/8 UNC x 1 Hex Bolt
47	2	520067	No. 28 Hose Clamp

Note: Item 44 is used with 8380 Machines

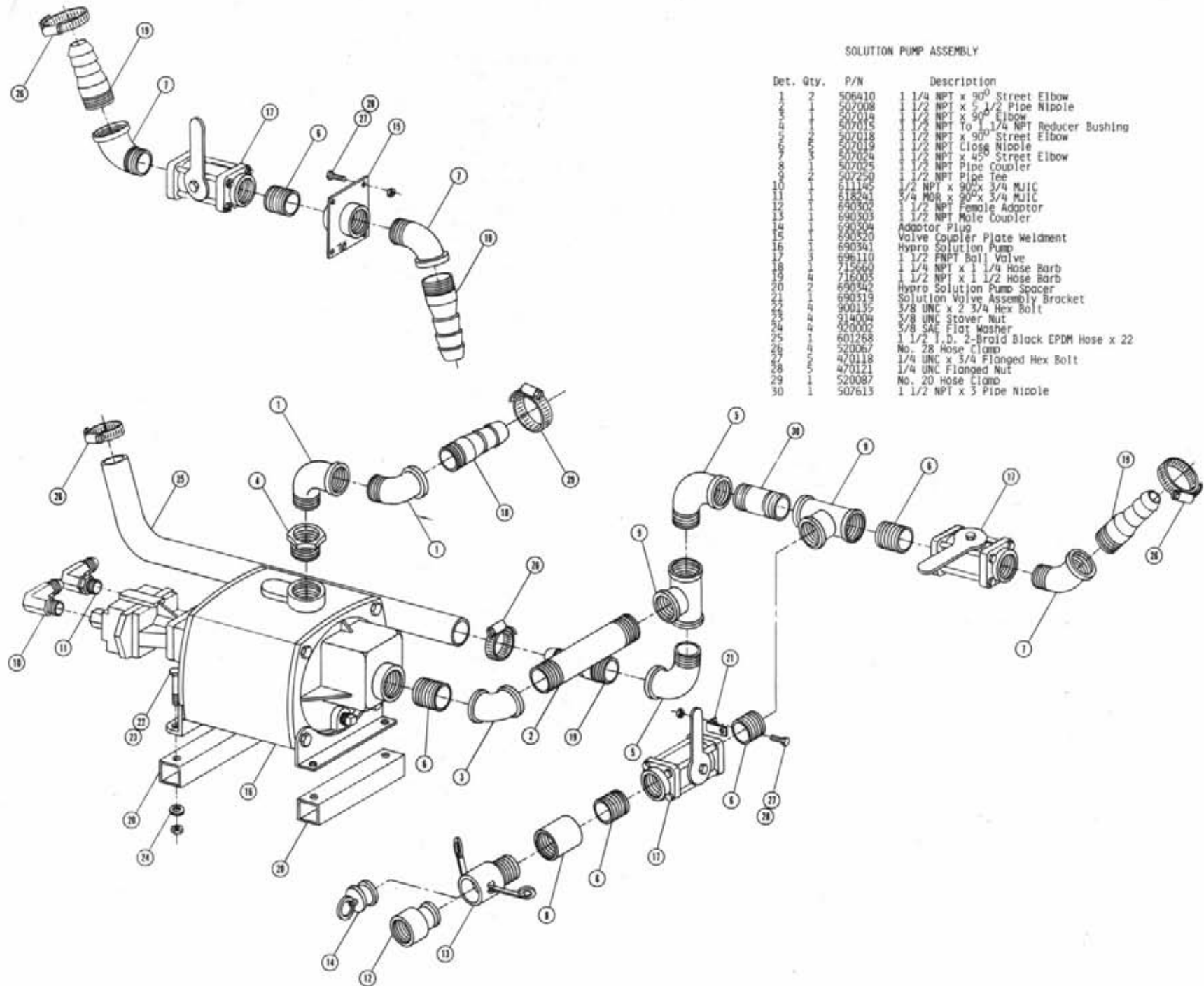


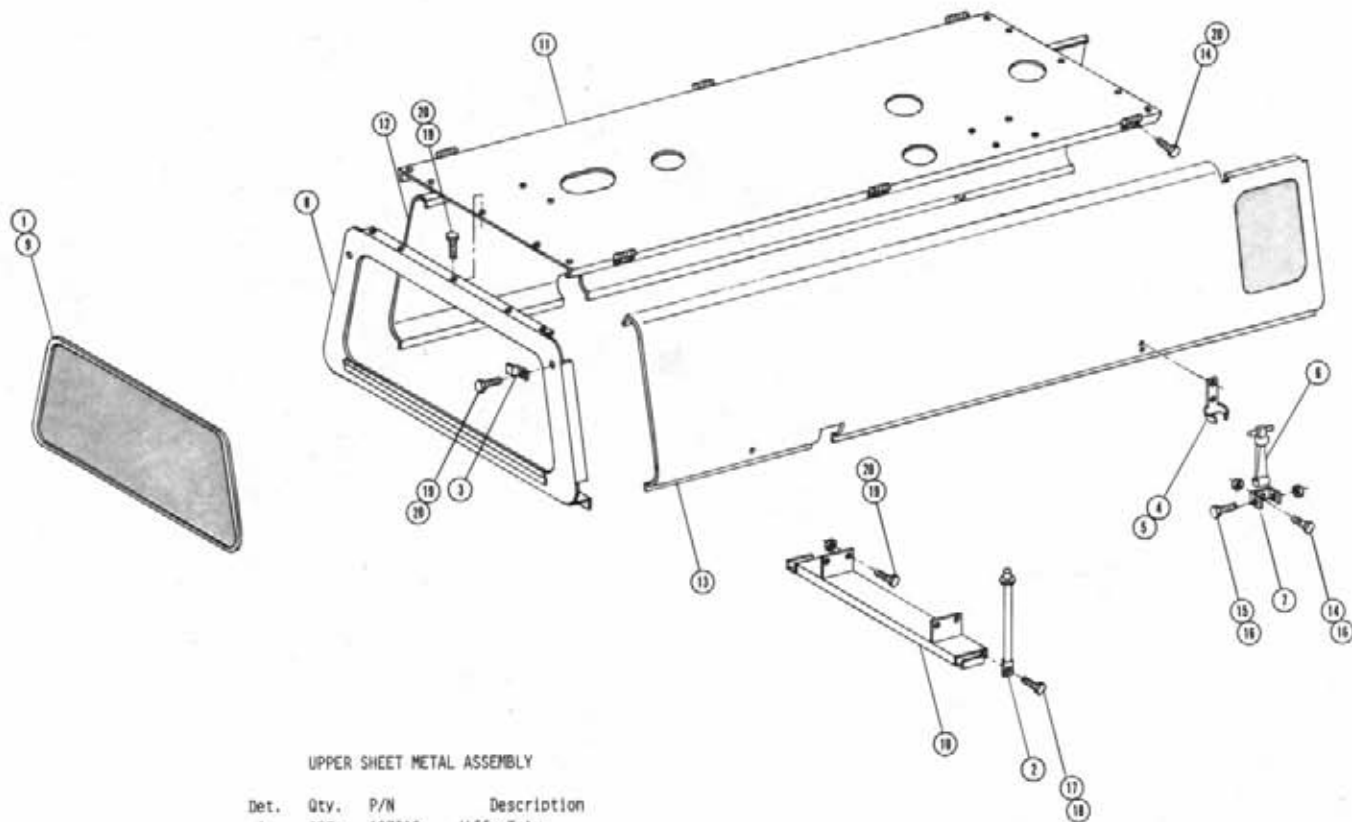
SOLUTION SOLENOID VALVE ASSEMBLY

Det.	Qty.	P/N	Description
1	1	160469	Solution Valve Mount Bracket
2	3	472199	No. 10-24 x 1/2 Round Head Mach. Screw
3	1	504002	3/4 NPT To 1/4 NPT Nylon Reducer Bushing
4	1	504502	3/4 NPT x 90 Nylon Pipe Nipple
5	1	504800	3/4 NPT x 1.75 Pipe Nipple
6	1	505219	3/4 NPT Nylon Hex Pipe Nipple
7	1	506002	1 1/4 NPT x 3/4 NPT Nylon Reducer Bushing
8	3	618591	1/2 NPT x 90 x 3/4 Nylon Hose Barb
9	1	618592	1 1/4 NPT x 90 x 1 1/4 Nylon Hose Barb
10	1	690019	Solution Valve Assembly
11	1	690060	1 1/4 NPT Line Strainer
12	1	690359	Pressure Gauge
13	1	690068	40 Mesh Line Strainer Screen
14	1	690067	Gasket
15	3	520055	No. 12 Hose Clamp
16	1	520087	No. 20 Hose Clamp
17	2	470121	1/4-20 Flanged Whiz Nut
18	2	470118	1/4-20 UNC x 3/4 Flanged Hex Bolt

SOLUTION PUMP ASSEMBLY

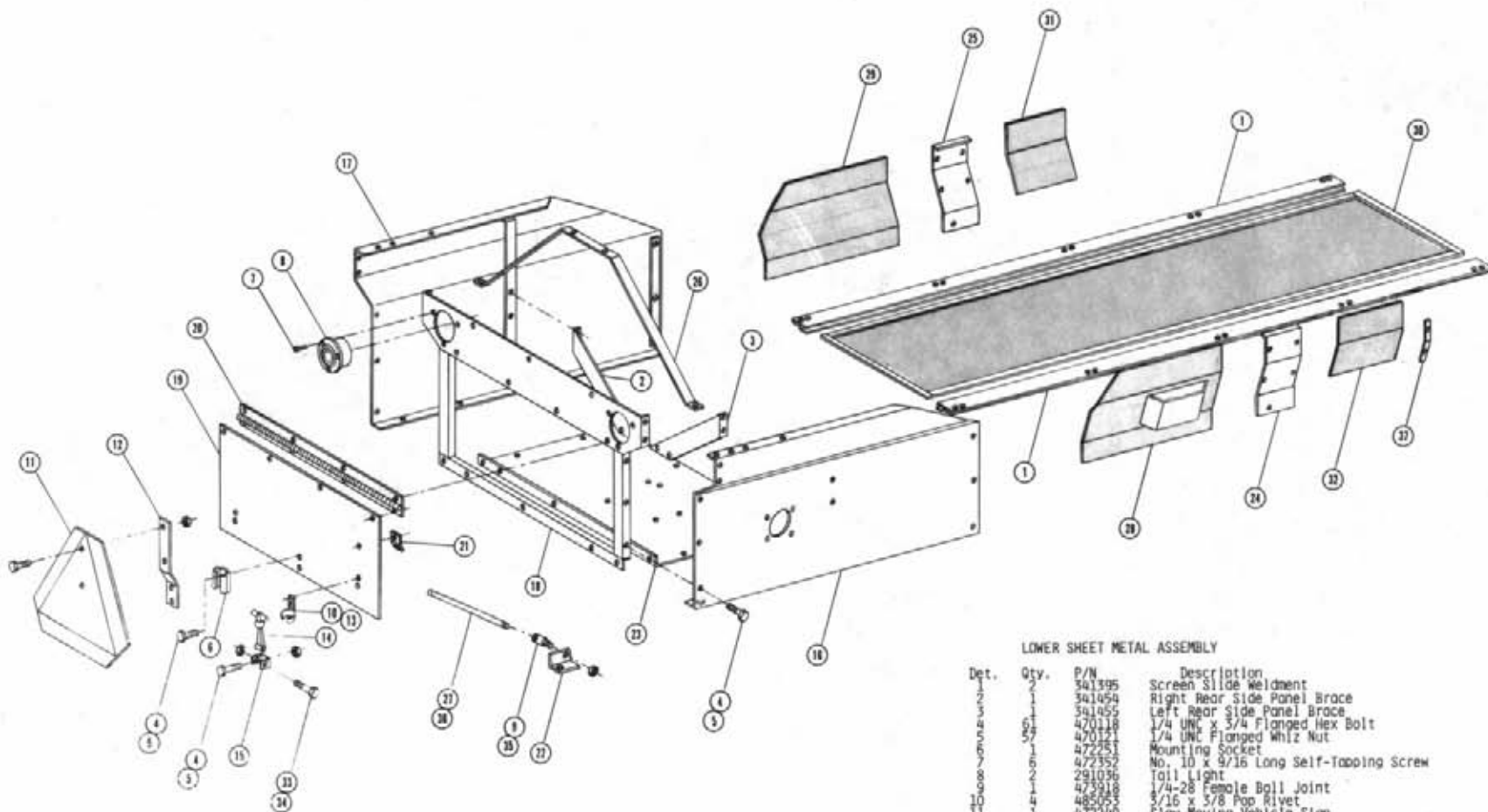
Det.	Qty.	P/N	Description
1	1	506410	1 1/4 NPT x 90° Street Elbow
2	1	507008	1 1/2 NPT x 5 1/2 Pipe Nipple
3	1	507014	1 1/2 NPT x 90° Elbow
4	1	507015	1 1/2 NPT to 1 1/4 NPT Reducer Bushing
5	1	507018	1 1/2 NPT x 90° Street Elbow
6	1	507019	1 1/2 NPT Close Nipple
7	1	507024	1 1/2 NPT x 45° Street Elbow
8	1	507025	1 1/2 NPT Pipe Coupler
9	1	507250	1 1/2 NPT Pipe Tee
10	1	611145	1/2 NPT x 90° x 3/4 MJIC
11	1	618241	3/4 MOR x 90° x 3/4 MJIC
12	1	690302	1 1/2 NPT Female Adaptor
13	1	690303	1 1/2 NPT Male Coupler
14	1	690304	Adaptor Plug
15	1	690520	Valve Coupler Plate Weldment
16	1	690341	Hydro Solution Pump
17	1	696110	1 1/2 FNPT Ball Valve
18	1	715660	1 1/4 NPT x 1 1/4 Hose Barb
19	1	716005	1 1/2 NPT x 1 1/2 Hose Barb
20	1	690542	Hydro Solution Pump Spacer
21	1	690519	Solution Valve Assembly Bracket
22	4	900135	3/8 UNC x 2 3/4 Hex Bolt
23	4	914004	3/8 UNC Stover Nut
24	4	920002	3/8 SAE Flat Washer
25	1	601268	1 1/2 1/2-2-Braid Black EPDM Hose x 22
26	1	520067	No. 28 Hose Clamp
27	1	470118	1/4 UNC x 3/4 Flanged Hex Bolt
28	1	470121	1/4 UNC Flanged Nut
29	1	520087	No. 20 Hose Clamp
30	1	507613	1 1/2 NPT x 3 Pipe Nipple





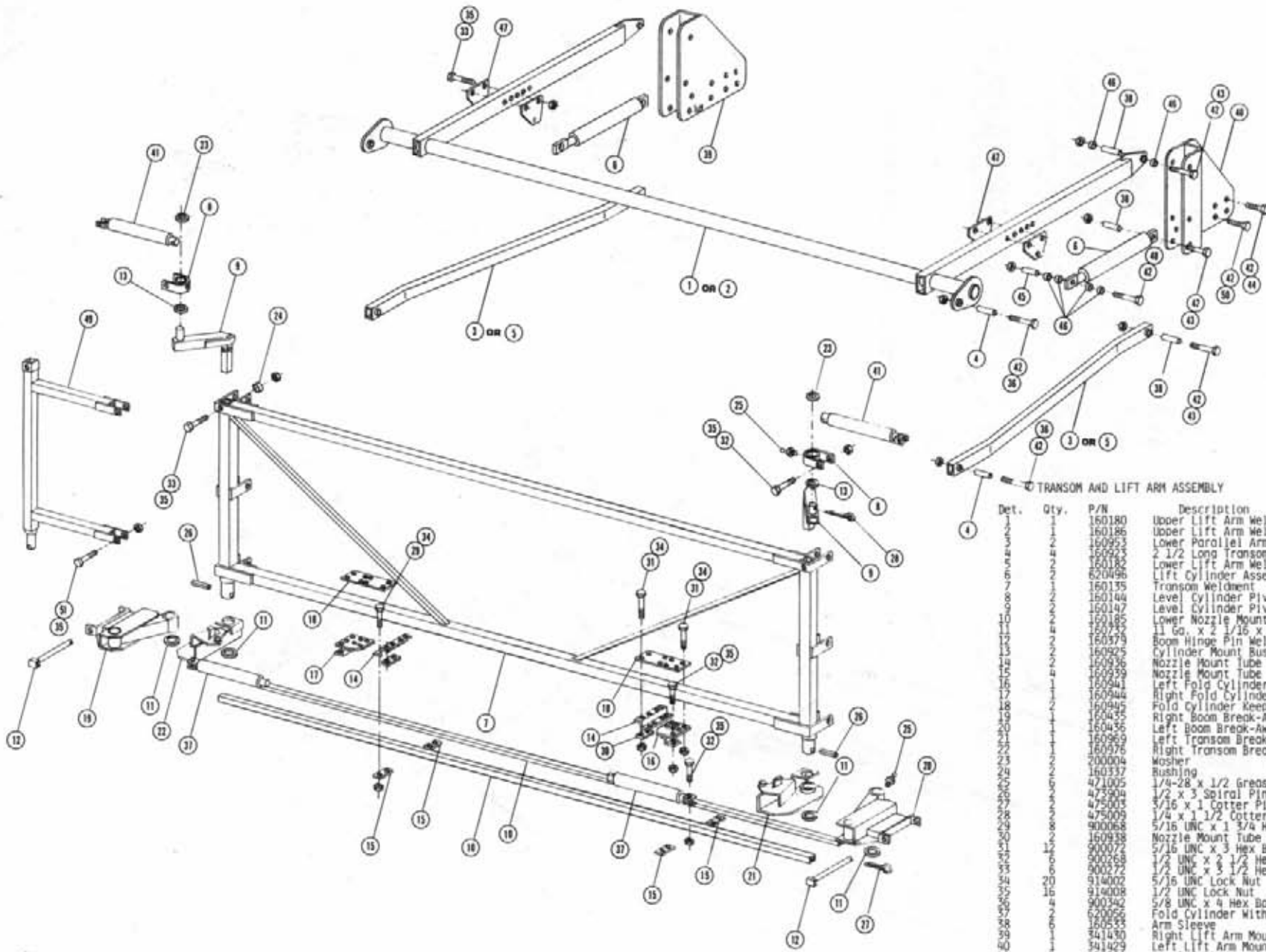
UPPER SHEET METAL ASSEMBLY

Det.	Qty.	P/N	Description
1	12Ft.	193016	Jiffy Trim
2	2	341356	Engine Hood Prop
3	2	470151	Upper Rear Panel Screen Clip
4	8	485053	3/16 x 3/8 Pop Rivet
5	4	656997	Rubber Hook Bracket
6	4	656998	Rubber Hook
7	4	656999	Rubber Hook Anchor Bracket
8	1	659755	Upper Rear Panel Weldment
9	1	65978	Upper Rear Panel Screen
10	1	659649	Engine Hood Prop Mounting Bracket
11	1	659752	Mullion Weldment
12	1	659756	Left Engine Hood
13	1	659755	Right Engine Hood Weldment
14	16	900000	1/4 UNC x 1/2 Hex Bolt
15	4	900005	1/4 UNC x 1 1/2 Hex Bolt
16	8	914000	1/4 UNC Stover Nut
17	2	914004	3/8 UNC Stover Nut
18	2	900129	3/8 UNC x 1 Hex Bolt
19	16	470118	1/4 UNC x 3/4 Flanged Hex Bolt
20	28	470121	1/4 UNC Flanged Hex Nut



LOWER SHEET METAL ASSEMBLY

Det.	Qty.	P/N	Description
1	2	341395	Screen Slide Weldment
2	1	341054	Right Rear Side Panel Brace
3	1	341055	Left Rear Side Panel Brace
4	6	470128	1/4 UNC x 3/4 Flanged Hex Bolt
5	2	470121	1/4 UNC Flanged Whiz Nut
6	1	472251	Mounting Socket
7	6	472352	No. 10 x 9/16 Long Self-Tapping Screw
8	2	291036	Tail Light
9	1	473918	1/4-28 Female Ball Joint
10	4	485055	3/16 x 5/8 Pop Rivet
11	1	472249	Slow Moving Vehicle Sign
12	1	472250	Spade Mounting Bracket
13	3	656997	Rubber Hook Bracket
14	3	656998	Rubber Hook
15	3	656999	Rubber Hook Anchor Bracket
16	3	659630	Right Rear Side Panel Weldment
17	3	659631	Left Rear Side Panel Weldment
18	1	659637	Lower Rear Panel Weldment
19	1	659641	Lower Rear Access Door
20	1	659642	Lower Rear Access Door Hinge
21	1	659643	Rear Access Door Prop Mount
22	1	659644	Rear Access Door Prop Stop
23	1	659645	Solution Pump Base
24	1	659646	Right Radiator Mount Cover
25	1	659647	Left Radiator Mount Cover
26	1	659648	Rear Mullion Support
27	1	659658	Rear Access Door Prop
28	1	659712	Right Side Screen
29	1	659660	Left Side Screen
30	1	659676	Lower Screen Weldment
31	1	659777	Left Side Screen
32	1	659776	Right Side Screen
33	1	900005	1/4 UNC x 1 1/2 Hex Bolt
34	1	914000	1/4 UNC Stover Nut
35	1	914001	1/4 UNC Stover Nut
36	1	910001	1/4-28 Hex Nut
37	2	659778	Side Screen Keeper



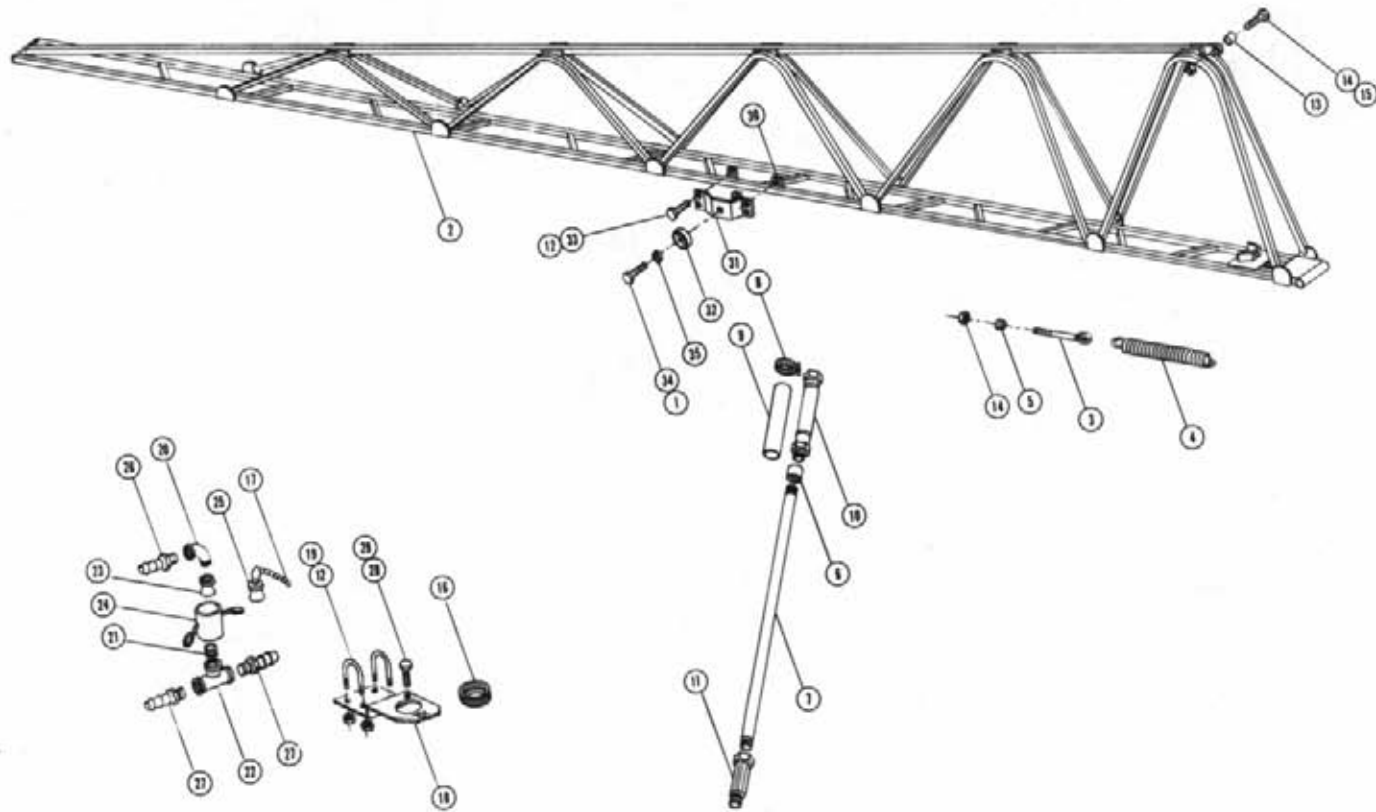
TRANSCOM AND LIFT ARM ASSEMBLY

Det.	Qty.	P/N	Description
1	1	160180	Upper Lift Arm Weldment - 8370
2	2	160186	Upper Lift Arm Weldment - 8380
3	2	160953	Lower Parallel Arm Weldment - 8380
4	2	160953	2 1/2 Long Transom Bushing
5	2	160182	Lower Lift Arm Weldment - 8370
6	2	620496	Lift Cylinder Assembly With Fittings
7	1	160135	Transcom Weldment
8	1	160144	Level Cylinder Pivot Weldment
9	1	160147	Level Cylinder Pivot Mount Weldment
10	1	160185	Lower Nozzle Mount Tube
11	1	160337	11 Ga. x 2 1/16 x 2 5/8 Washer
12	1	160379	Boom Hinge Pin Weldment
13	1	160925	Cylinder Mount Bushing
14	1	160936	Nozzle Mount Tube Hanger
15	1	160939	Nozzle Mount Tube Keeper, Lower
16	1	160941	Left Fold Cylinder Mount Weldment
17	1	160944	Right Fold Cylinder Mount Weldment
18	1	160945	Fold Cylinder Keeper Plate
19	1	160435	Right Boom Break-Away Hinge Weldment
20	1	160436	Left Boom Break-Away Hinge Weldment
21	1	160969	Left Transom Break-Away
22	1	160976	Right Transom Break-Away
23	1	200004	Washer
24	1	160337	Bushing
25	1	471005	1/4-28 x 1/2 Grease Zerk
26	1	475904	1/2 x 3 Spiral Pin
27	1	475003	5/16 x 1 Cotter Pin
28	1	475009	1/4 x 1 1/2 Cotter Pin
29	1	900068	5/16 UNC x 1 3/4 Hex Bolt
30	1	160938	Nozzle Mount Tube Keeper
31	1	900072	5/16 UNC x 3 Hex Bolt
32	1	900268	1/2 UNC x 2 1/2 Hex Bolt
33	1	900272	1/2 UNC x 3 1/2 Hex Bolt
34	1	914002	5/16 UNC Lock Nut
35	1	914008	1/2 UNC Lock Nut
36	1	900342	5/8 UNC x 4 Hex Bolt
37	1	620056	Fold Cylinder with Fittings
38	1	160533	Arm Sleeve
39	1	341430	Right Lift Arm Mount Weldment
40	1	341429	Left Lift Arm Mount Weldment
41	1	620069	Level Cylinder with Fittings
42	1	914010	5/8 UNC Lock Nut
43	1	900338	5/8 UNC x 3 Hex Bolt
44	1	900333	5/8 UNC x 1 1/2 Hex Bolt
45	1	160922	Bushing
46	1	160924	1/4 Long Transom Bushing
47	1	160920	Cylinder Mount
48	1	900340	5/8 UNC x 3 1/2 Hex Bolt
49	1	160339	Transcom Extension Weldment
50	1	900335	5/8 UNC x 2 Hex Bolt
51	1	900275	1/2 UNC x 4 1/2 Hex Bolt



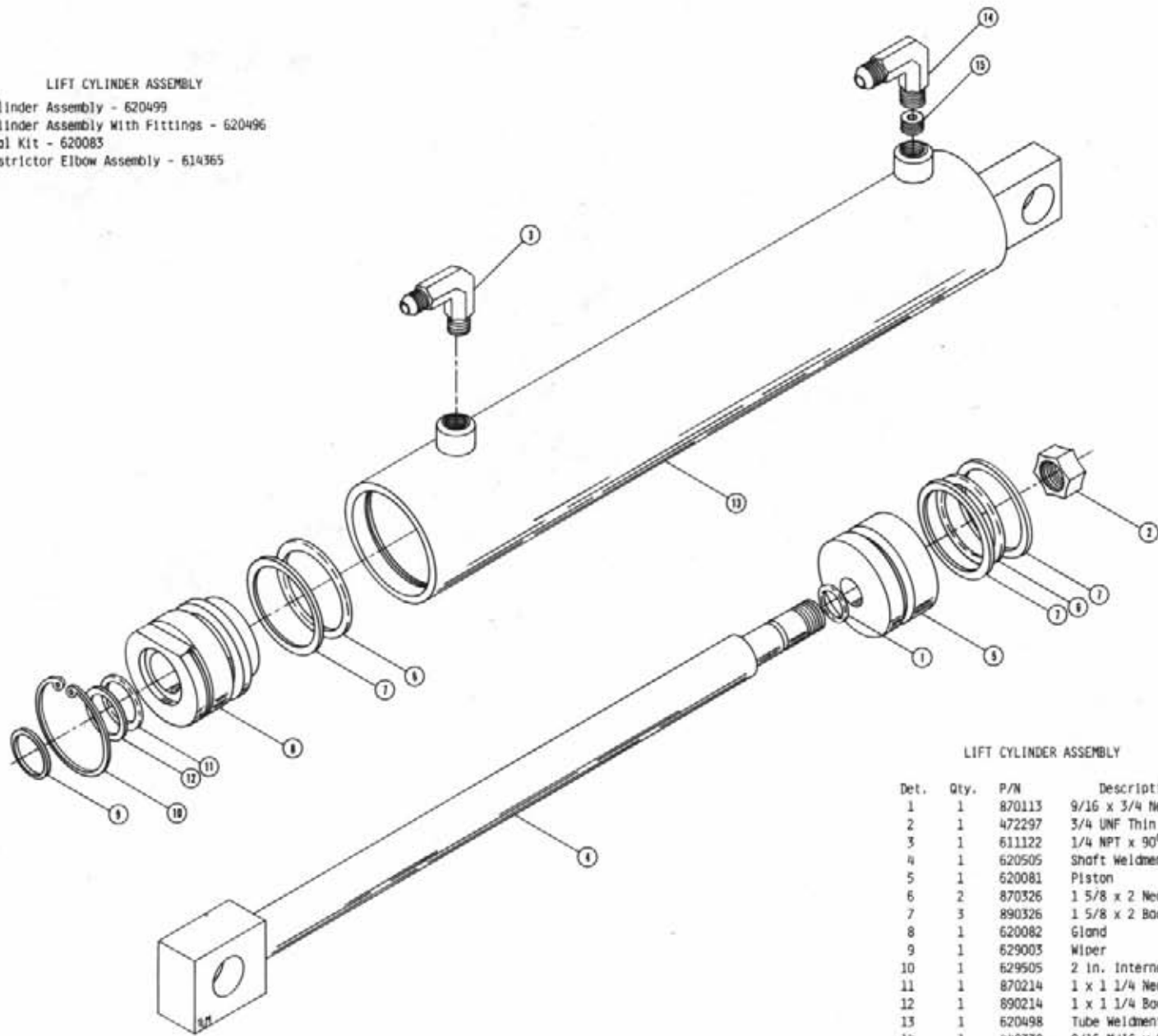
BOOM ASSEMBLY AND SPRAY COMPONENTS

Det.	Qty.	P/N	Description
1	1	914004	3/8 UNC Stover Nut
2	1	180490	Outer Boom Weldment
3	1	160979	1/2 UNC x 9 Eye Bolt
4	1	160980	Boom Break-Away Spring
5	1	160981	Boom Bolt Swivel
6	1	601212	1/4 Pipe Coupling
7	1	601518	1/4 x 18 Pipe Nipple
8	1	620087	No. 20 Hose Clamp
9	1	601178	Hose 1 x 3 1/2
10	1	720019	Flex Coupling
11	1	739702	Female Nozzle Body
12	1	914002	5/16 UNC Lock Nut
13	1	160336	Clevis Bushing
14	1	914008	1/2 UNC Lock Nut
15	1	900267	1/2 UNC x 2 Hex Bolt
16	1	160015	Grommet
17	1	160386	Chain
18	1	160987	Feeder Tee Mounting Bracket
19	1	470094	5/16 UNC U-Bolt
20	1	504610	3/4 NPT Street Elbow
21	1	504702	3/4 Close Nipple
22	1	504952	3/4 Pipe Tee
23	1	696202	Quick Connect Female Adapter
24	1	696203	Quick Connect Female Coupler
25	1	696204	Quick Connect Plug
26	1	713220	3/4 NPT x 3/4 Hose Barb
27	1	714350	3/4 NPT x 1/2 Hose Barb
28	1	900002	1/4 UNC x 3/4 Hex Bolt
29	1	914000	1/4 UNC Lock Nut
30	1	160939	Nozzle Mount Keeper
31	1	160931	Boom Bumper Mount
32	1	160931	Rubber Bumper
33	1	470098	5/16 UNC x 2 Hex Bolt
34	1	900059	3/8 UNC x 1 Hex Bolt
35	1	900129	3/8 UNC x 1 Hex Bolt
36	1	920002	3/8 Flat Washer



LIFT CYLINDER ASSEMBLY

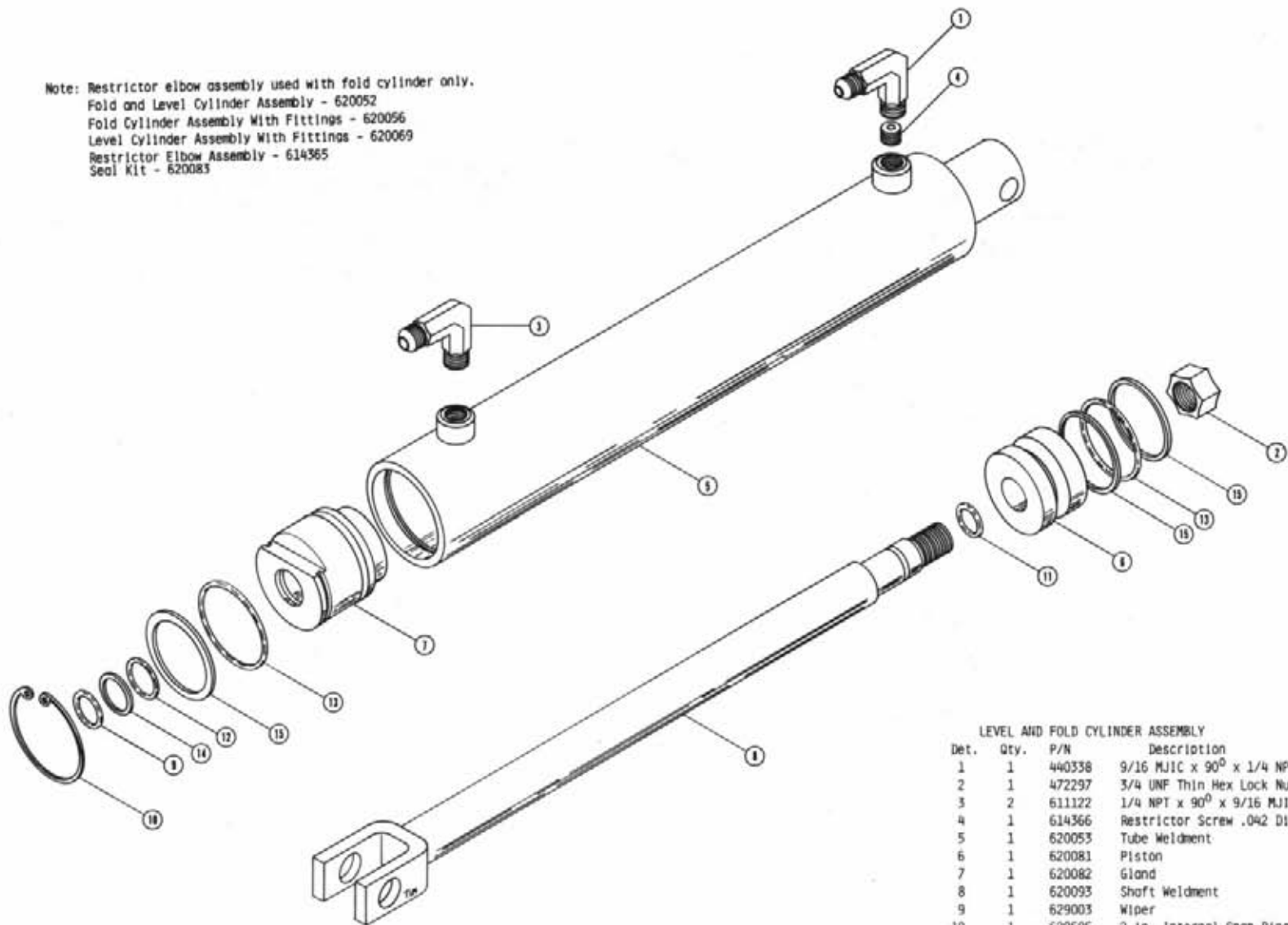
Cylinder Assembly - 620499  
 Cylinder Assembly With Fittings - 620496  
 Seal Kit - 620083  
 Restrictor Elbow Assembly - 614365



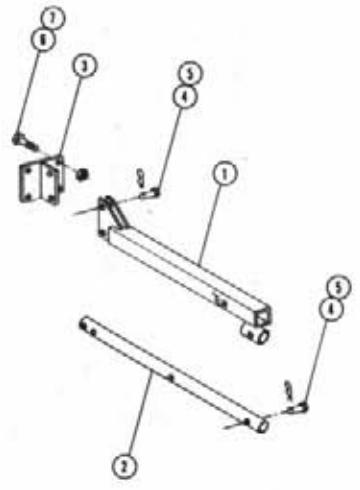
LIFT CYLINDER ASSEMBLY

Det.	Qty.	P/N	Description
1	1	870113	9/16 x 3/4 Neoprene O-Ring
2	1	472297	3/4 UNF Thin Hex Lock Nut
3	1	611122	1/4 NPT x 90° x 9/16 MJIC
4	1	620505	Shaft Weldment
5	1	620081	Piston
6	2	870326	1 5/8 x 2 Neoprene O-Ring
7	3	890326	1 5/8 x 2 Back-up Washer
8	1	620082	Gland
9	1	629003	Wiper
10	1	629505	2 in. Internal Snap Ring
11	1	870214	1 x 1 1/4 Neoprene O-Ring
12	1	890214	1 x 1 1/4 Back-up Washer
13	1	620498	Tube Weldment
14	1	440338	9/16 MJIC x 90° x 1/4 NPT - Tapped
15	1	614366	Restrictor Screw .042 Dia.

Note: Restrictor elbow assembly used with fold cylinder only.  
 Fold and Level Cylinder Assembly - 620052  
 Fold Cylinder Assembly With Fittings - 620056  
 Level Cylinder Assembly With Fittings - 620069  
 Restrictor Elbow Assembly - 614365  
 Seal Kit - 620083

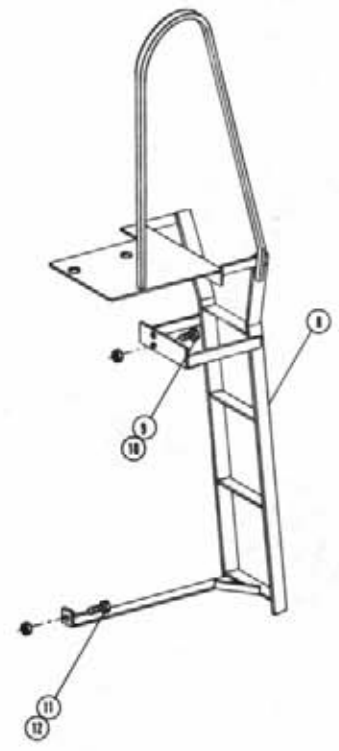


LEVEL AND FOLD CYLINDER ASSEMBLY			
Det.	Qty.	P/N	Description
1	1	440338	9/16 MJIC x 90° x 1/4 NPT - Tapped
2	1	472297	3/4 UNF Thin Hex Lock Nut
3	2	611122	1/4 NPT x 90° x 9/16 MJIC
4	1	614366	Restrictor Screw .042 Dia.
5	1	620053	Tube Weldment
6	1	620081	Piston
7	1	620082	Gland
8	1	620093	Shaft Weldment
9	1	629003	Wiper
10	1	629505	2 in. Internal Snap Ring
11	1	870113	9/16 x 3/4 Neoprene O-Ring
12	1	870214	1 x 1 1/4 Neoprene O-Ring
13	2	870326	1 5/8 x 2 Neoprene O-Ring
14	1	890214	1 x 1 1/4 Back-up Washer
15	3	890326	1 5/8 x 2 Back-up Washer



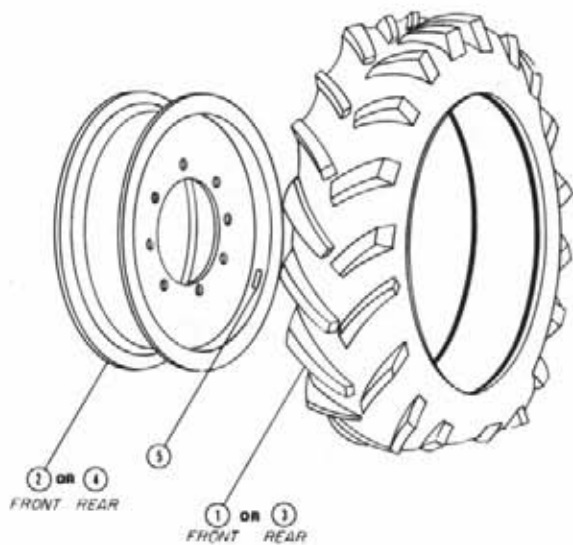
TREAD ADJUSTMENT ASSEMBLY

Det.	Qty.	P/N	Description
1	1	341142	Tread Adjustment Tube Weldment
2	1	341147	Tread Adjustment Sliding Tube
3	1	341102	Tread Adjustment Bar Mount Wld.
4	5	470119	1/2 Dia. x 2 1/4 Picker Pin
5	5	470120	3/32 Dia. Hair Pin
6	2	900335	5/8 UNC x 2 Hex Bolt
7	2	914010	5/8 UNC Stover Nut



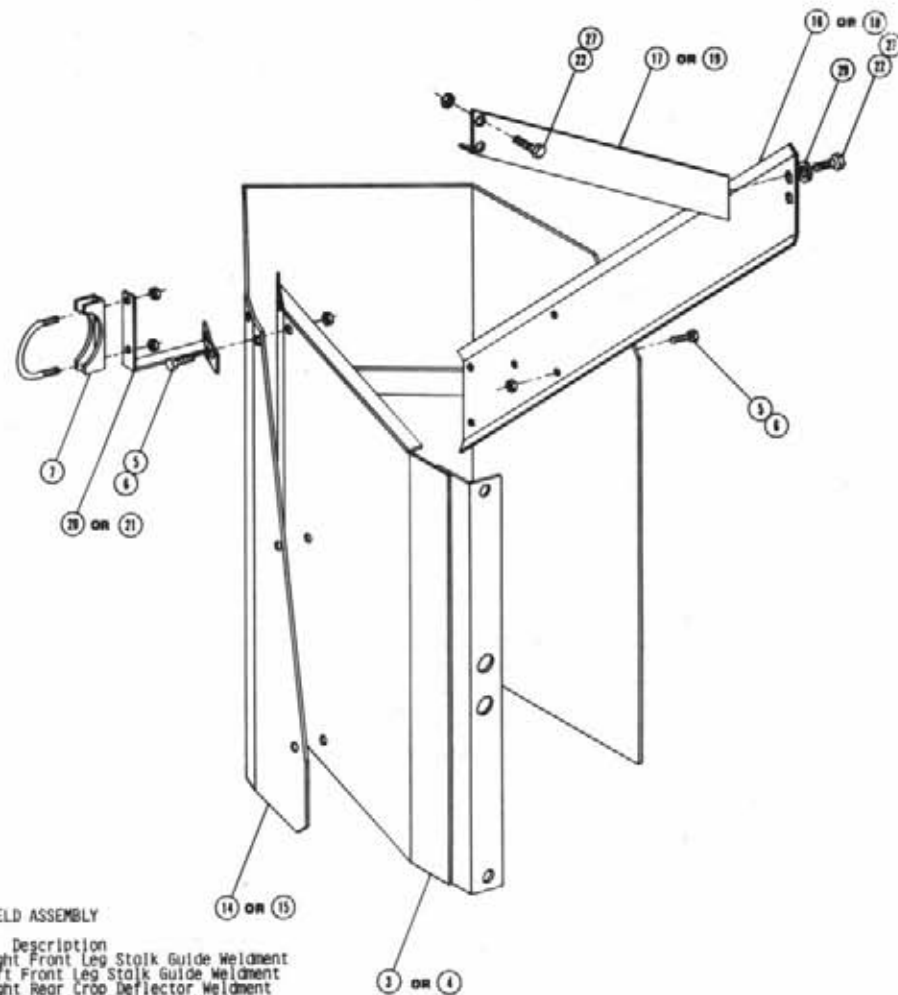
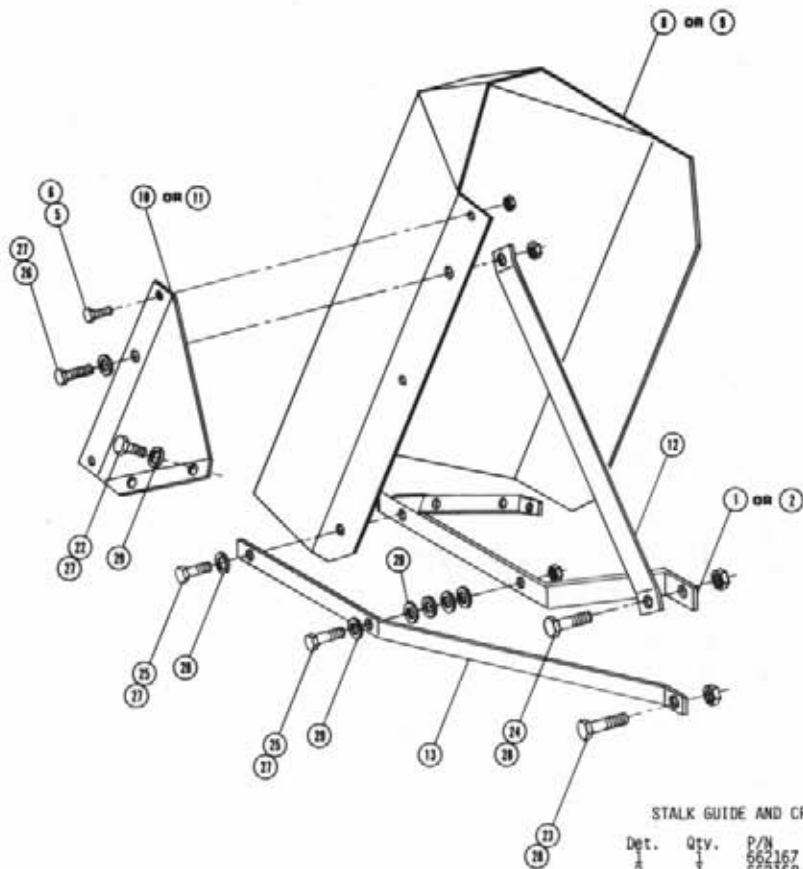
LADDER ASSEMBLY

Det.	Qty.	P/N	Description
8	1	341441	Lodder Weldment
9	2	900065	5/16 UNC x 1 Hex Bolt
10	2	914002	5/16 UNC Lock Nut
11	1	900265	1/2 UNC x 1 1/2 Hex Bolt
12	1	914008	1/2 UNC Lock Nut



TIRE AND RIM ASSEMBLY

Det.	Qty.	P/N	Description
1	1	820604	11.2 x 24 6-Ply Traction Tire
2	1	820600	24 in. Rim Weldment
3	1	820001	12.4 x 28 4-Ply Traction Tire
4	1	820609	12.4 x 28 Rim Weldment
5	1	650985	Wheel Bolt Torque Decal

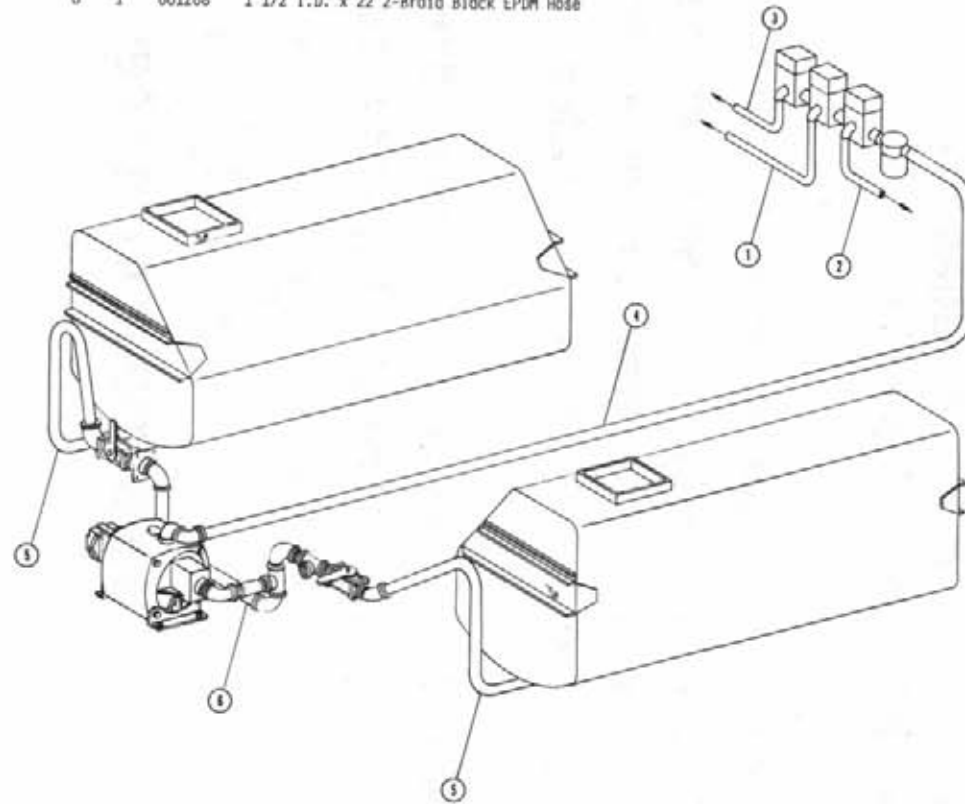


STALK GUIDE AND CROPSHIELD ASSEMBLY

Det.	Qty.	P/N	Description
1	1	662167	Right Front Leg Stalk Guide Weldment
2	1	662168	Left Front Leg Stalk Guide Weldment
3	1	662199	Right Rear Crop Deflector Weldment
4	1	662200	Left Rear Crop Deflector Weldment
5	12	470118	1/4 UNC x 3/4 Flanged Hex Bolt
6	12	470121	1/4 UNC Flanged 1/2 Nut
7	1	472216	5/16 UNC x 2 1/2 Muffler Clamp
8	1	662172	Right Front Crop Shield Weldment
9	1	662173	Left Front Crop Shield Weldment
10	1	662180	Right Front Lower Crop Deflector
11	1	662181	Left Front Lower Crop Deflector
12	1	662182	Front Cropshield Mounting Bracket
13	1	662183	Front Cropshield Stabilizer Bar
14	1	662184	Right Rear Cropshield Weldment
15	1	662185	Left Rear Cropshield Weldment
16	1	662189	Right Lower Rear Cropshield Mounting Bracket
17	1	662190	Right Upper Rear Cropshield Mounting Bracket
18	1	662191	Left Lower Rear Cropshield Mounting Bracket
19	1	662192	Left Upper Rear Cropshield Mounting Bracket
20	1	662193	Right Rear Cropshield Support Weldment
21	1	662194	Left Rear Cropshield Support Weldment
22	6	900129	3/8 UNC x 1 Hex Bolt
23	6	900255	1/2 UNC x 1 1/2 Hex Bolt
24	1	900283	1/2 UNC x 2 1/4 Hex Bolt
25	2	900132	3/8 UNC x 1 3/4 Hex Bolt
26	1	900131	3/8 UNC x 1 1/2 Hex Bolt
27	1	914004	3/8 UNC Stover Nut
28	1	914008	1/2 UNC Stover Nut
29	11	920002	3/8 Flat Washer

SOLUTION HOISING

Det.	Qty.	P/N	Description
1	1	601172	3/4 I.D. x 60 1-Braid Black EPDM Hose
2	1	601177	3/4 I.D. x 242 1-Braid Black EPDM Hose
3	1	601239	3/4 I.D. x 324 1-Braid Black EPDM Hose
4	1	601266	1 1/4 I.D. x 288 2-Braid Black EPDM Hose
5	2	601267	1 1/2 I.D. x 96 2-Braid Black EPDM Hose
6	1	601268	1 1/2 I.D. x 22 2-Braid Black EPDM Hose



# NOTICE

---

The following three pages contain decals for the 1987 8370 and 8380.

These decals can be obtained from Hagie Mfg. Co. and should be used whenever your machine is repainted or when the decals become worn, weathered or faded.

Special attention should be paid to decals involving personal safety. They have been attached for your protection.

**KEEP THEM IN PLACE.**

Contact: Hagie Manufacturing Co.  
Box 273, Clarion, Iowa 50525



8370 & 8380 DECALS

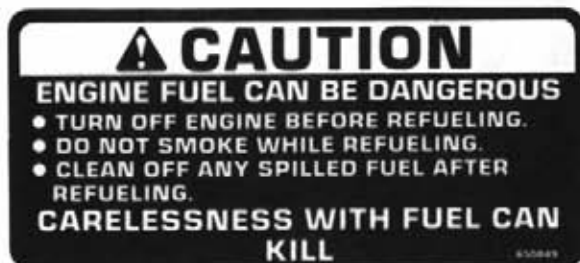
Part No.	Qty.	Description	Location
650300	2	8370 Decal	On Sides of Top Engine Cover
650301	2	8380 Decal	On Sides of Top Engine Cover
650302	2	Sight Gauge Decal	On Sight Gauge Mounts
650814	1	Park Brake Decal	Near Parking Brake Lever
650847	2	No Passenger Decal	1 - Left Rear Leg 1 - Left Inside Door Channel
650848	1	Slip or Fall Decal	On Ladder
650822	1	Solution Pump Decal	Lower Right Corner on Windshield
650849	1	Engine Fuel Decal	Near Fuel Filler Neck
650850	2	Chemical Decal	On Solution Tank Lids
650851	2	Shields Decal	On Side of Top Engine Cover
650852	1	Read Manual Decal	On Front Cab Mounting Angle to Right of Steering
650853	1	Steering Console Decal	On Steering Column Cover
650858	1	Do Not Use Ether Decal	Near Air Cleaner Tube
650861	1	Vent Slide Decal	On Air Conditioner Console
650865	2	Hagie Decal	On Sides of Solution Tanks
650868	1	Boom Fold Decal	On Console Sheet Metal
650869	1	Boom Level & Lift Decal	On Console Sheet Metal
650882	1	Wiper Decal	On Console Sheet Metal
650893	1	Diesel Start Decal	On Console Sheet Metal
650935	1	Speedometer Decal	On Console Sheet Metal
650954	1	Diesel Decal	On Speedometer Gauge
650957	1	Oil Decal	Near Fuel Filler Neck
650958	1	Gen Decal	On Console Sheet Metal
650967	1	Throttle Decal	On Console Sheet Metal
650968	1	Hydrostatic Decal	On Console Sheet Metal
650969	1	Spray Pressure Decal	On Console Sheet Metal
650970	1	Agitator Decal	On Console Sheet Metal
650973	1	Boom Spray Decal	On Console Sheet Metal
650981	1	Cooling System Decal	Near Radiator Cap
650982	1	Electrical System Decal	Right Hand Side of Oil Tank
650985	4	Wheel Bolt Torque Decal	On Each Wheel Rim



650847 - No Passenger Decal



650848 - Slip Or Fall Decal



650849 - Engine Fuel Decal



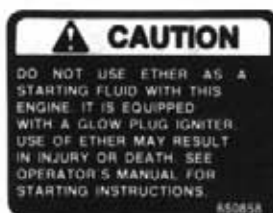
650850 - Chemicals Decal



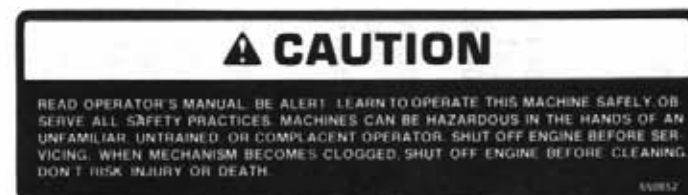
650853 - Steering Console Decal



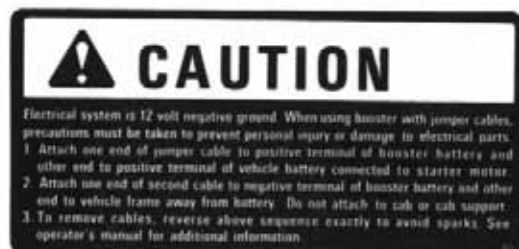
650851 - Shields Decal



650858 - Do Not Use Ether Decal



650852 - Read Manual Decal



650982 - Electrical System Decal



650981 - Cooling System Decal



650954 - Diesel Decal




650968 - Hydrostatic Decal



650967 - Throttle Decal



650957 - Oil Decal



650969 - Spray Pressure Decal



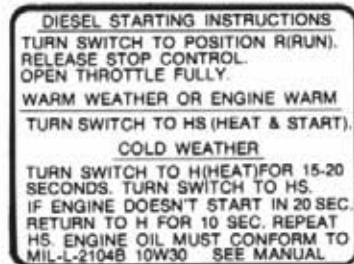
650970 - Agitation Decal



650869 - Boom Level And Lift Decal



650822 - Solution Pump Decal



650893 - Diesel Start Decal



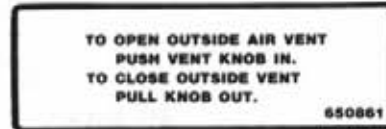
650958 - Gen Decal




650882 - Wiper Decal



650935 - Speedometer Decal




650861 - Vent Slide Decal



650973 - Boom Spray Decal




650868 - Boom Fold Decal



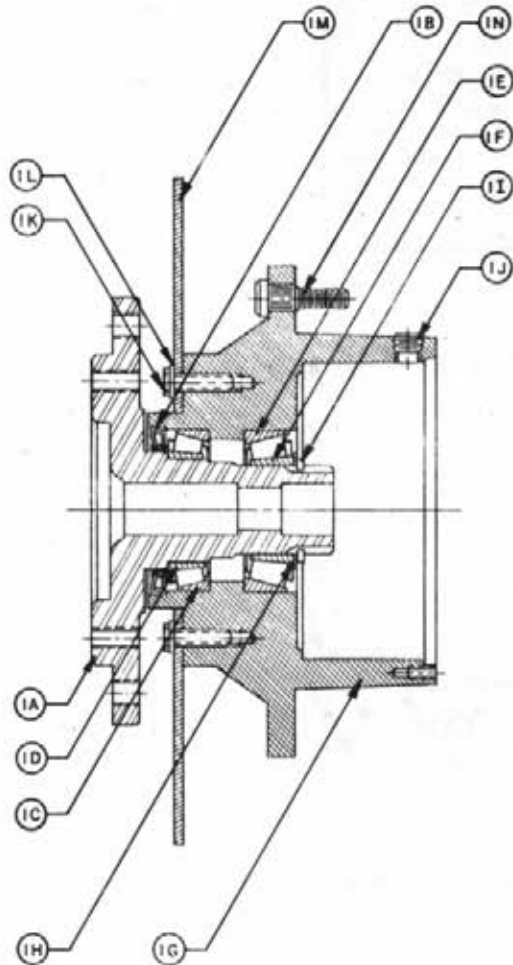
650985 - Wheel Bolt Torque Decal



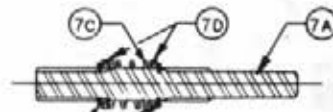
650814 - Park Brake Decal



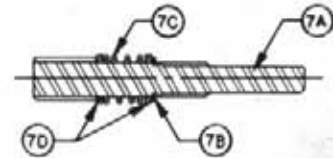
650302 - Sight Gauge Decal



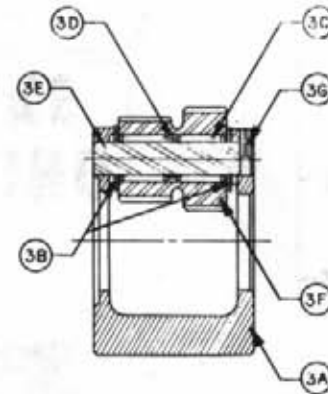
HUB-SPINDLE SUBASSEMBLY



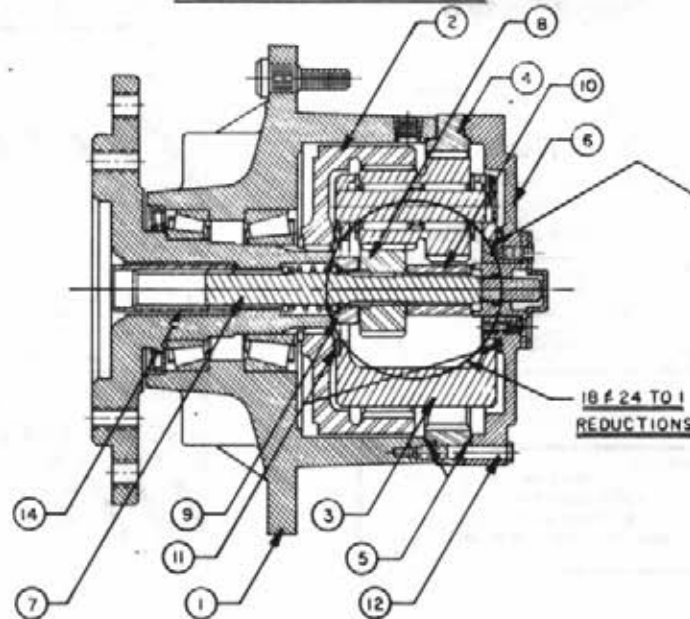
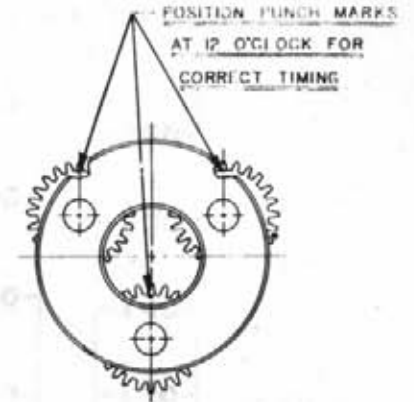
WIA INPUT SHAFT SUBASSEMBLY



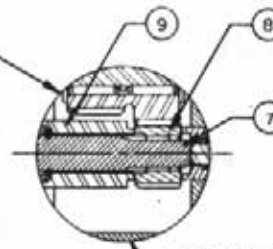
WIB INPUT SHAFT SUBASSEMBLY



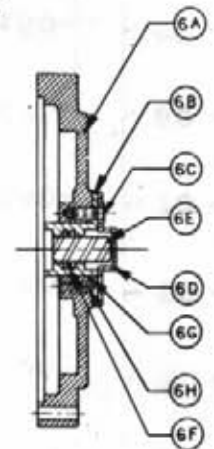
CARRIER SUBASSEMBLY



COMPLETE ASSEMBLY



30 & 35 & 68 TO 1 REDUCTIONS



COVER SUBASSEMBLY



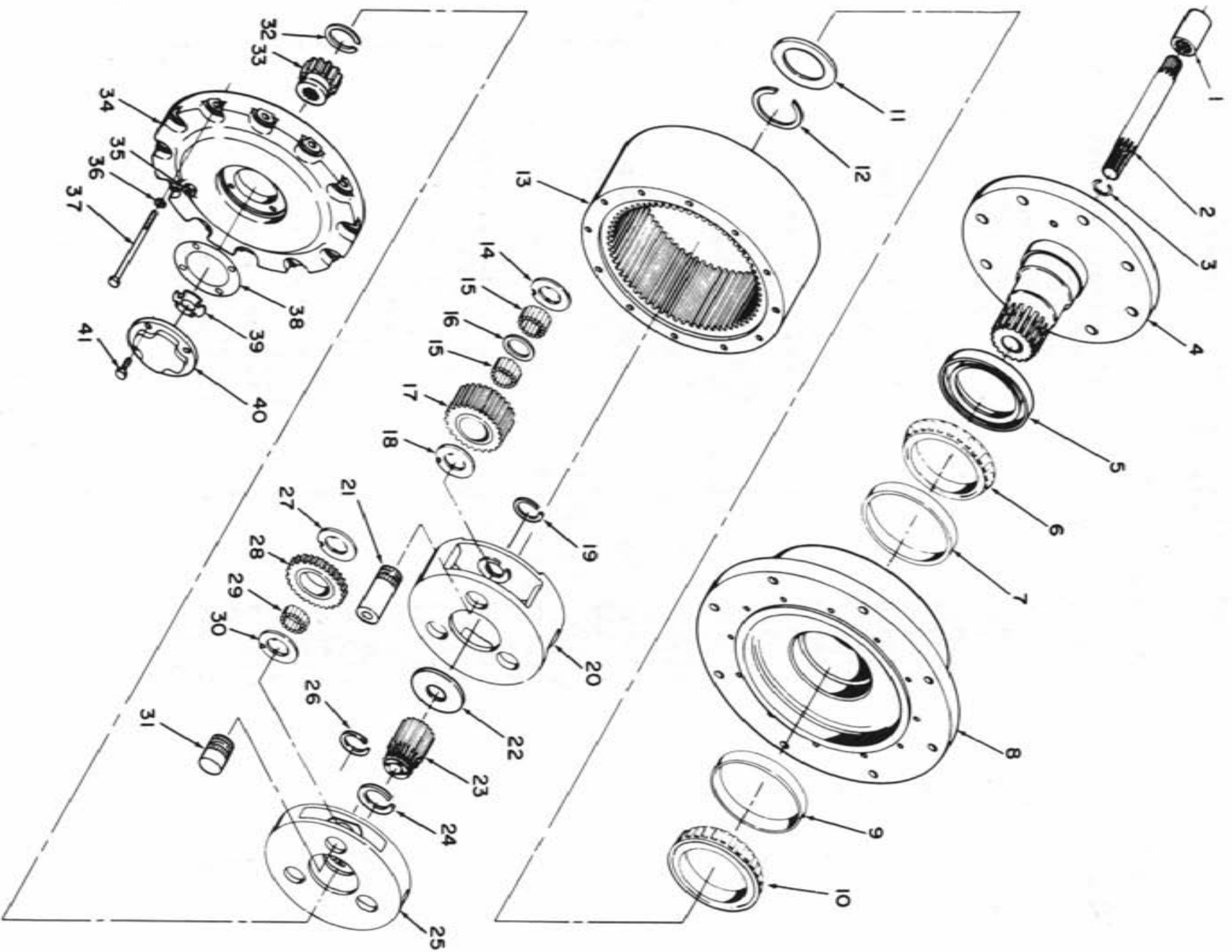
VIEW OF SHOULDER BOLT

DRAFTSMAN <i>Beck</i>		DATE 10-8-73	FAIRFIELD MFG. Co., INC. LAFAYETTE, IND. 47905
CHECKER			
PROJECT ENG.			TITLE SERVICE LITERATURE
RELEASED			SCALE: DRAWING NO. WIA & WIB

THIS DRAWING AND DESIGN IS THE PROPERTY OF / AND ALL PROPRIETARY RIGHTS ARE RESERVED TO / FAIRFIELD MFG. CO., INC. THE RECIPIENT AGREES NOT TO DISCLOSE TO ANY PERSON OR ORGANIZATION ANY INFORMATION REGARDING THE DESIGN OR MANUFACTURE OF THE ARTICLE REPRESENTED HEREON, OR USE SAME IN ANY WAY DETERMENTAL TO THE INTEREST OF FAIRFIELD MFG. CO., INC.

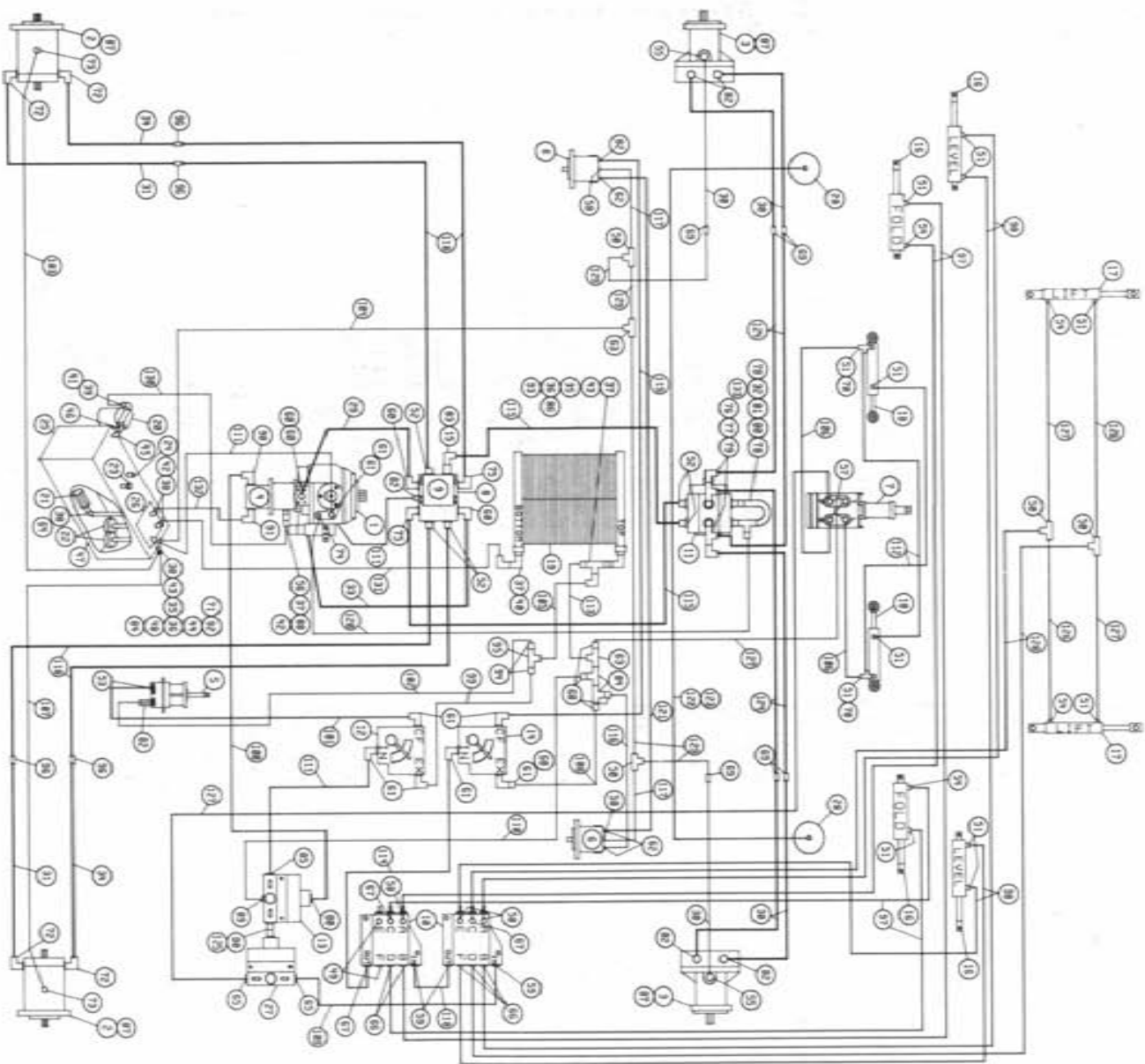
WHEEL DRIVE ASSEMBLY - 437617  
W1A440118

<u>ITEM</u>	<u>PART NO.</u>	<u>QTY.</u>	<u>DESCRIPTION</u>
1		1	Hub-spindle Sub-Assembly
1A	610156	1	Spindle
1B	610052	1	Seal
1C	610904	1	Bearing Cup
1D	610905	1	Bearing Cone
1E	610906	1	Bearing Cone
1F	610907	1	Bearing Cup
1G	610908	1	Bearing Cone
1H	610047	1	Hub
1I	610909	1	Spacer
1J	610910	1	Retaining Ring
1K	610147	2	Pipe Plug
1L	610911	2	Stud
1M	610148	9	Internal Gear
2	610912	1	Carrier Assembly
3	610929	1	Ring Gear
4	610903	1	O-Ring
5	610903	2	O-Ring
6	610155	1	Cover Assembly
6A	610149	1	Cover
6B	610914	1	Cover Cap
6C	610150	1	Bolt
6D	610901	4	Disconnect Cap
6E	610915	1	Disconnect Rod
6F	610916	1	O-Ring
6G	610917	1	O-Ring
6H	610151	1	Pipe Plug
6J	610152	1	ID Plate
7	610158	1	Input Shaft Assembly
7A	610159	1	Input Shaft
7B	610936	1	Retaining Ring
7C	610145	2	Spring
7D	610153	1	Spacer
8	610153	2	Spacer
9	610919	1	Input Gear
10	610920	1	Thrust Spacer
11	610921	1	Thrust Spacer
12	610922	1	Thrust Washer
13	610930	2	Bolt
14	610923	12	Shoulder Bolt
15	610931	4	Coupling
16	610049	1	Flat Washer
17	610160	16	Retaining Ring



Power Wheel Assembly - 611030

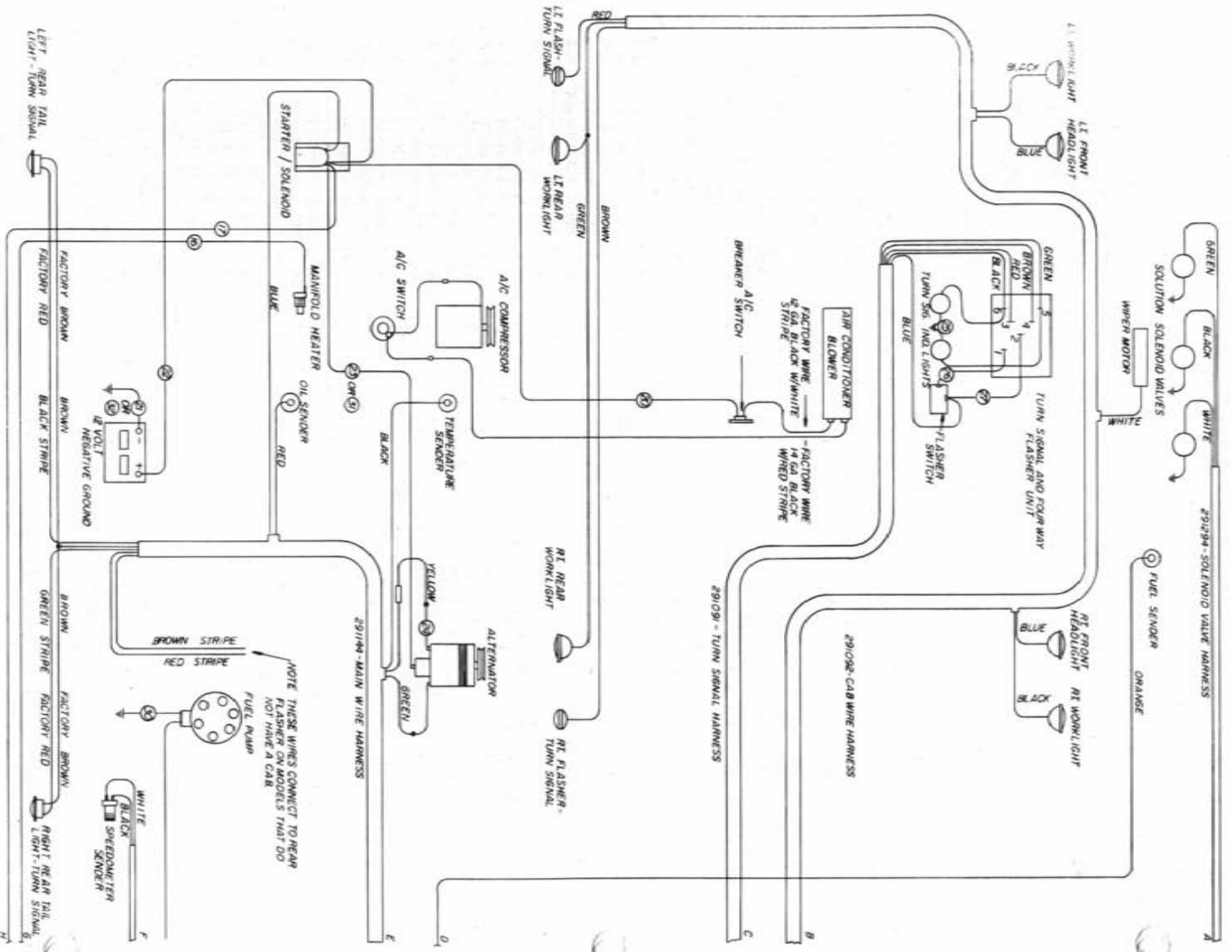
INDEX NO.	PART NUMBER	PART NAME	QUANTITY
1	610165	Internal Coupling	1
2	610166	Input Shaft Assembly	1
3	610167	Retaining Ring	1
4	610168	Spindle	1
5	129012	Oil Seal	1
6	610169	Bearing Cone	1
7	610170	Bearing Cup	1
8	610171	Hub	1
9	610172	Bearing Cup	1
10	610173	Bearing Cone	1
11	610234	Thrust Washer	1
12	610174	Retaining Ring	1
	610175	Retaining Ring	Use As Required
	610176	Retaining Ring	
13	610202	Ring Gear	1
14	610203	Thrust Washer	3
15	610996	Needle Roller	96
16	610204	Separator	3
17	610997	Planet Gear	3
18	610203	Thrust Washer	3
19	610235	Retaining Ring	3
20	610237	Secondary Carrier	1
21	610238	Pinion Shaft	3
22	610239	Thrust Washer	1
23	610210	Large Sun Gear	1
24	610211	Retaining Ring	1
25	610241	Primary Carrier	1
26	610235	Retaining Ring	3
27	610203	Thrust Washer	3
28	610215	Planet Gear	3
29	610216	Needle Roller	48
30	610203	Thrust Washer	3
31	610242	Pinion Shaft	3
32	610243	Retaining Ring	1
33	611003	Small Sun Gear	1
34	610218	Large Cover	1
35	610244	Drain & Filler Plug	1
36	610206	3/8 Lock Washer	12
37	610220	3/8-16x5 $\frac{1}{2}$ Hex Head Bolt	12
38	610221	Gasket	1
39	610995	Thrust Washer	1
40	610935	Small Cover	1
41	610245	5/16-18x3/4 Hex Head Bolt	4
	610240	Primary Carrier Assembly	
	610236	Secondary Carrier Assembly	





8370 & 8380 HYDRAULIC SCHEMATIC 1987  
 REFERENCE DRAWING NO. 498253

DET.	QTY	PART NO.	DESCRIPTION	DET.	QTY	PART NO.	DESCRIPTION
1	1	606866	SUND 23 SER PUMP A-MT 1.06CHG	68	5	618482	3/4FJIC-9/16MJIC ADPTR
2	2	610030	SUND WHL MTR EXTEN SHAFT 18	69	6	618314	3/4MJIC UNION
3	2	610029	SUND WHL MTR 15 SERIES	70	2	618486	9/16FJIC SW RUN TEE-9/16MJIC
4	1	610446	CESSNA PUMP 1.48CI SPLINED	71	1	618520	1/4MNPT RUN TEE-9/16MJIC
5	1	690341	HYPRO CENTRIF PUMP 10GPM	72	4	618302	1/16MJIC-90-1 5/16MOR LBO
6	2	610044	BARNES MTR BIROT 3/4SHAFT	73	2	618496	9/16MJIC-45-3/4MOR LBO
7	1	749150	STRG MTR NON-LOAD REACT 1008	74	1	618114	9/16MJIC-90-7/16MOR LBO
8	1	615003	LARGE HYDRAULIC MANIFOLD	75	2	618248	1/16MJIC-90-1 1/16MOR LBO
9	1	611013	HYD RELIEF VALVE ASSY	76	2	618301	7/8MJIC-90-7/8FJIC SWIV LBO
10	2	606585	CES 35PL VALVE 1978	77	2	618333	7/8FJIC SW RUN TEE-7/8MJIC
11	1	606003	GRESSEN SELECTOR VALVE DS-12	78	2	618132	1/16MOR-7/8FOR ADPTR
12	1	606818	FLO CONT FCR51 0-16 VARI 7/80	79	2	618535	7/8MJIC-90-1 1/16MOR LBO
13	1	607518	FLO DIV BGR56 66PM PRI 7/8FOR	80	3	611126	7/8MJIC-7/8MOR ADPTR
14	1	606827	FLO CONT FCS1 0-3 VARI 7/8FOR	81	1	618130	7/8MOR RUN TEE-7/8MJIC
15	1	610028	FLOW CONTROL 16 GPM	82	7	618241	3/4MJIC-90-3/4MOR LBO
16	4	620052	HYD CYL, 2IN FOLD & LEVEL	83	1	618279	1/16MJIC-90-7/8MOR LBO
17	2	620499	LIFT CYL 647 470 1978	84	3	618451	3/4FJIC SW RUN TEE-3/4MJIC
18	2	620080	STRG CYL ASSY 1.50 X 6.0 1985	85	1	618327	3/4MJIC-7/8MOR ADPTR
19	1	618088	OIL COOLER BLISSFIELD	86	1	610305	3/4MJIC-90-3/4MNPT LBO
20	1	605601	GRESSENFILT 10MICRON 40GPM	87	4	611159	3/4MOR PLUG
21	1	605600	MICHIGAN RESERVOIR FILT	88	1	505110	BLK PIPE ST EL 45DEG INPT
22	2	605603	LINE SUMP DIFFUSER	89	1	618011	9/16MJIC-3/8MNPT ADPTR
23	1	611051	PRESSURE CAP 3/4ANPT 5LB	90	1	611128	7/8MJIC-90-7/8MOR LBO
24	1	614453	DIPSTICK, 8IN	91	1	618563	1IN HOSE BARB-90-1 1/16MOR
25	1	760097	OIL TANK WLD 8240 1982	92	1	503000	RED BUSH 1/2 MNPT TO 1/4 FNP
26	1	760090	RECEIVER PLT WLD 8240	93	1	618059	7/8MJIC-3/4MNPT ADPTR
27	1	607504	FLO DIV B50 2-8GPM 7/8 FOR	94	2	618523	7/8FJIC-3/4MJIC ADPTR
28	2	620570	HYD CYL AG2020SVR1TB-120	95	1	618581	7/8MJIC UNION TEE
29	1	615569	HYD TUBE SUND PUMP 8240 LH	96	4	618529	1/16MJIC-45-1 1/16FJ SWIV LBO
30	6	615594	HYD TUBE ASSY FRT LEG 8370-80	97	4	614098	04C1A-06FJX-06FJX-201
31	2	615598	REAR LEG HYD TUBE 8370-80 RH	98	4	614154	04C1T-06FJX-06FJX-221
32	1	614198	FWD VALVE U TUBE ASSY	99	1	614382	08C1T-08FJX-08FJX-40
33	1	615568	HYD TUBE SUND PUMP 8240 RH	100	1	610325	10C1T-10FJX-10FJX-105
34	2	615599	REAR LEG HYD TUBE 8370-80 LH	101	1	614547	08C1T-08FJX-08FJX90-144
35	2	504702	CLOSE NIPPLE 3/4ANPT	102	1	614548	08C1T-08FJX-08FJX90-120
36	2	504955	BLK PIPE TEE 3/4ANPT	103	1	614549	06C1T-06FJX-06FJX-140
37	3	505200	BLK PIPE ST EL 90DEG INPT	104	1	614425	08C1T-08FJX-08FJX-132
38	4	505300	BLK PIPE EL 90DEG INPT	105	1	615511	10C1T-10FJX-10FJX-60
39	1	506410	BLK PIPE ST EL 90DEG 1 1/4ANPT	106	2	615442	04C1T-06FJX-06FJX-55
40	1	618138	1IN HOSE BARB-90-1MNPT	107	1	615449	06C1T-06FJX-06FJX-126
41	1	715664	1 HOSE BARB-1 1/4MNPT	108	1	616028	04C1A-06FJX-06FJX-47
42	3	714560	1 HOSE BARB-1MNPT	109	1	616026	04C1A-06FJX-06FJX-37
43	2	505213	RED BUSH 1 TO 3/4 BLK MAL	110	2	616042	04C1A-06FJX-06FJX-13
44	1	504210	RED BUSH 3/4 MNPT TO 1/2 FNPT	111	3	615465	08C1T-08FJX-08FJX-33
45	1	506303	BLK PIPE EL 90DEG 1 1/4ANPT	112	2	616039	04C1A-06FJX-06FJX-19
46	1	506602	PIPE NIPPLE 1 1/4ANPT-2 1/2	113	1	614368	08C1T-08FJX-08FJX-60
47	1	501102	1/4 PIPE PLUG	114	1	615473	06C1T-06FJX-08FJX-18
48	1	610300	3/4MJIC-3/4MNPT ADPTR	115	2	615589	08TMM-12FJX-12FJX-126
49	2	610185	9/16MOR PLUG	116	1	614076	04C1T-06FJX-06FJX-119
50	4	610193	9/16MJIC BLKHD BRANCH TEE	117	2	615475	04C1T-06FJX-06FJX45-78
51	12	611122	9/16MJIC-90-1/4MNPT LBO	118	4	611141	12TMM-12FJX-12MJ-53
52	5	611127	1 1/16MJIC-1 1/16MOR ADPTR	119	1	615454	06C1T-08FJX-08FJX90-147
53	4	611145	3/4MJIC-90-1/2MNPT LBO	120	1	614101	04C1A-06FJX-06FJX-133
54	4	614365	RESTRICTOR EL ASSY,.042DIA	121	1	614159	04C1T-06FJX-06FJX-169
55	2	618443	3/4MJIC-90-3/4MOR EX LG LBO	122	1	615495	LEG CYL JUMPER HOSE TAPPED
56	1	618090	1 5/16MOR-1FNPT ADPTR	123	1	615283	FT LEG HOSE JUMPER TAPPED 647
57	4	618109	9/16MJIC-3/4MOR ADPTR	124	4	615596	08C2AT-8FJX90-10FJX-76
58	5	618119	9/16MJIC-90-9/16MOR LBO	125	1	618594	7/8FJIC SWIV-7/8MOR ADPTR
59	3	618126	9/16MJIC-9/16MOR ADPTR	126	2	611208	04C1A-06FJX-06FJX-98
60	4	618178	1 5/16MJIC-90-1 5/16MOR LBO	127	4	611204	04C1T-06FJX-06FJX-78
61	8	618183	3/4MJIC-90-7/8MOR LBO	128	2	611206	04C1T-6FJX-6FJX-66
62	3	618115	9/16MJIC-90-3/4MOR LBO	129	4	615444	06C1T-06FJX-06FJX90-60
63	2	618311	3/4MJIC UNION TEE	130	1	601193	HOSE, 1IN X 42' 3/8" RBT
64	2	505203	BLK PIPE NIPPLE INPT-4 IN	131	1	601255	HOSE, 1.00 ORG RPT X 104 FT
65	1	618310	9/16MJIC-7/8MOR ADPTR	132	1	601256	HOSE, 1.00 ORG RPT X 104 FT
66	5	618425	9/16MJIC-45-9/16MOR LBO	133	1	618557	7/8FJIC-9/16MOR ADPTR
67	3	618440	9/16MJIC-90-9/16MOR EX LG LBO				





ABBREVIATIONS

ADPTR - Adapter  
DET - Detail  
FNPT - Female National Pipe Thread  
FOR - Female O-Ring  
MJIC - Male J.I.C.  
MOR - Male O-Ring  
P/N - Part Number  
QTY - Quantity  
REF - Reference  
REQ - Required  
ST - Street  
SWIV - Swivel  
UNC - Unified National Course (Thread)  
UNF - Unified National Fine (Thread)  
W/ - With  
WLD - Weldment

-A-

Adaptor Plug.....37  
 Agitator  
 Impeller.....34  
 Motor Mount.....34  
 Shaft.....34  
 Air Cleaner.....11  
 Band.....11  
 Cap.....11  
 Filter.....11  
 Hose.....11  
 Air Conditioner.....9  
 Compressor.....9  
 Condensor.....9  
 Dryer.....9  
 Evaporator.....24  
 Air Slide.....24  
 Alternator.....4  
 Bushing.....4  
 Arm,  
 Steering.....14  
 Wiper.....22

-B-

Band, Air Cleaner.....11  
 Battery.....8  
 Box.....8  
 Cable.....8  
 Hold Down.....8  
 Bearing, Leg.....14  
 Belt.....4,9  
 Blade, Wiper.....22  
 Boom.....41  
 Bumper.....41  
 Brace, Leg.....14  
 Bracket,  
 Exhaust Pipe.....10  
 Throttle Cable.....5  
 Brake,  
 Cable.....15,23  
 Disc.....15  
 Lever.....23  
 Pad.....15  
 Retainer Clip.....15  
 Break-Away.....40  
 Bushing, Alternator.....4

-C-

Cab.....22  
 Roof.....24  
 Cable,  
 Battery.....8

-A-

Brake.....15, 23  
 Ground.....5  
 Hydrostatic.....28  
 Throttle.....29  
 Cap,  
 Air Cleaner.....11  
 Fuel.....20  
 Hub.....18  
 Pressure.....21  
 Radiator.....12  
 Steering Wheel.....26  
 Catwalk.....35  
 Cessna Hydraulic Pump.....7  
 Circuit, Breaker.....30  
 Clamp,  
 Leg.....14  
 Muffler.....10  
 Column, Steering.....26  
 Console.....30  
 Control Arm Throttle.....5  
 Control Lever.....28  
 Extension.....7  
 Mount.....28  
 Coupler, Half.....34  
 Cover, Worklight.....22  
 Crossover.....46  
 Cylinder,  
 Fold.....40, 43  
 Leg.....14, 17  
 Level.....40, 43  
 Lift.....40, 42  
 Steering.....17

-D-

Diffuser, Line.....21  
 Dip Stick.....21  
 Disc,  
 Brake.....15  
 Friction.....29  
 Sensor.....15  
 Door.....25  
 Catch Slide.....25  
 Drain Cock, Radiator.....12  
 Drive, Sundstrand.....5

-E-

Electric Valve.....36  
 Engine.....4, 5  
 Mount.....4  
 Exhaust Pipe.....4  
 Bracket.....4

Extunson	
Control Lever.....	7
Pransom.....	40

-F-

Fan.....	4
Spacer.....	4
Filter	
Air Cleaner.....	11
Oil.....	5,21
Flasher	
Light.....	22
Switch.....	26
Flex Disk.....	34
Flow Control.....	6
Valve.....	33
Flow Divider.....	13
Foam.....	27
Fold Cylinder.....	40,43
Friction Disc.....	29
Front Leg.....	14
Fuel	
Cap.....	20
Gauge.....	30
Sender.....	20
Tank.....	20
Fuse Holder.....	30

-G-

Gasket	
Charge Pump.....	7
Fuel Sender.....	20
Receiver Plate.....	21
Tank Lid.....	35
Gauge,	
Fuel.....	30
Pressure.....	36
Temperature.....	30
Gland Packing.....	34
Glass, Cab.....	22,25
Grease Seal.....	18
Ground	
Cable.....	5
Strap.....	23
Gusset, Cab Roof.....	24

-H-

Handle,	
Selector Valve.....	31
Valve.....	32
Headlight.....	22

Hinge Pin.....	40
Hold Down, Battery.....	8
Hose,	
Air Cleaner.....	11
Radiator.....	5
Hosing, Solution.....	47
Hour Meter.....	30
Housing Mount A/C.....	24
Hub.....	18
Brake.....	15
Cap.....	18

Hydraulic

Cylinder.....	14
Manifold Mount.....	6
Relief Valve.....	6
Schematic.....	56
Tank.....	21
Tube.....	6,14,15,31
Hydrostatic Cable Mount.....	4

-I-

Ignition Switch.....	30
Impeller, Agitator.....	34
Indicator Light.....	30
Insulator Pad.....	5

-L-

Ladder.....	44
Leg	
Clamp.....	14
Cylinder.....	16
Cylinder Mount.....	14
Front.....	14
Rear.....	15
Level	
Cylinder.....	40,43
Throttle.....	29
Liftarm.....	40
Lift Cylinder.....	40,43
Light Switch.....	30
Line Diffuser.....	21
Link, Valve Handle.....	32

-M-

Manifold,	
Large.....	6
Solution.....	36
Meter Hour.....	30
Micro Switch.....	28
Mirror, Rear View.....	22
Motor	
Hydraulic.....	34

Motor  
 Mount, Agitator.....34  
 Steering.....26  
 Wheel.....14,15  
 Windshield Wiper.....22

Mount,  
 A/C Housing.....24  
 Brake Hub.....15  
 Control Lever.....28  
 Engine.....5  
 Flow Control.....33  
 Hydraulic Manifold.....6  
 Hydrostatic Cable.....4  
 Leg Cylinder.....14  
 Liftarm.....40  
 Radiator.....12  
 Seat.....23  
 Sensor.....15  
 Throttle Cable.....29  
 3-Spool Valve.....32  
 Muffler.....10  
 Clamp.....10

-O-

Oil  
 Cooler.....12  
 Filter.....5,21  
 Pressure Sender.....5  
 Tank Strap.....21  
 Operator Station.....23

-P-

Pad,  
 Brake.....15  
 Engine.....23  
 Insulator.....5  
 Panel, Operator Station.....23  
 Pin, Hinge.....40  
 Pivot, Steering.....18  
 Plug, Rubber.....30  
 Power Wheel.....15  
 Pressure  
 Cap.....21  
 Gauge.....36  
 Pump,  
 Cessna.....7  
 Charge.....7  
 Solution.....37  
 Sundstrand.....7

-R-

Radiator.....12  
 Cap.....12  
 Hose.....5

Mount.....12  
 Tube.....5  
 Rear Leg.....15  
 Rear View Mirror.....22  
 Retainer Clip, Brake.....15  
 Rim.....45  
 Riser, Radiator.....12  
 Roof, Cab.....24  
 Rubber Hook.....38

-S-

Screen, Slide.....12  
 Seal  
 Grease.....18  
 Kit.....6,16,17,42,43  
 Seat.....23  
 Mount.....23  
 Sender  
 Fuel.....20  
 Oil Pressure.....5  
 Temperature.....4  
 Sensor,  
 Disc.....15  
 Mount.....15  
 Speedometer.....15  
 Shaft, Agitator.....34  
 Sheet Metal.....38,39  
 Shield,  
 Indicator Light.....30  
 Tank.....35  
 Wheel Motor.....15  
 Shroud.....12  
 Slow Moving Vehicle Sign.....39  
 Solution,  
 Hosing.....47  
 Manifold.....36  
 Pump.....37  
 Tank.....35  
 Spacer,  
 Fan.....4  
 Throttle Bracket.....5  
 Windshield Wiper.....22  
 Speedometer.....30  
 Spring.....29  
 Stalk Guide.....46  
 Steering  
 Arm.....14  
 Column.....26  
 Cylinder.....17  
 Motor.....26  
 Pivot.....18  
 Wheel.....26  
 Wheel Cap.....26  
 Step, Operator Station.....23

Strap,	
Oil Tank.....	21
Ground.....	23
Sundstrand	
Drive.....	5
Pump.....	7
Switch,	
Dimmer.....	23
Flasher.....	26
Ignition.....	30
Light.....	30
Micro.....	28
Toggle.....	30

-T-

Taillight.....	39
Tank	
Fuel.....	20
Hydraulic.....	21
Latch.....	35
Lid.....	35
Shield.....	35
Solution.....	35
Temperature	
Gauge.....	30
Sender.....	4
Throttle	
Bracket Spacer.....	5
Control Arm.....	5
Lever.....	29
Throttle Cable.....	29
Bracket.....	5
Mount.....	29
Rie Rod.....	19
Tire.....	45
Toggle Switch.....	30
Torque Hub.....	14
Transom.....	40
Extension.....	40
Tread Adjustment.....	44
Tube,	
Hydraulic.....	6,14,15,31
Radiator.....	5

-V-

Valve,	
Cessna 3-Spool.....	32
Electric.....	36
Flow Control.....	33
Gresen Selector.....	31
Handle.....	32
Hydraulic Relief.....	6

Wheel	
Motor.....	5,14
Motor Shield.....	15
Power.....	15
Steering.....	26
Windshield Wiper Motor.....	22
Wiper Blade.....	22
Wiring Diagram.....	58,59

-W-