

**PARTS MANUAL
FOR**

HAGIE MODEL 8370 & 8380

HAGIE MANUFACTURING COMPANY

BOX 273 CLARION, IOWA 50525

(515) 532-2861

COVERS MACHINE SERIAL NUMBERS:

090138001 THRU 090138100

&

090238001 THRU 090238100

7-83 493090

SPRAYER IDENTIFICATION

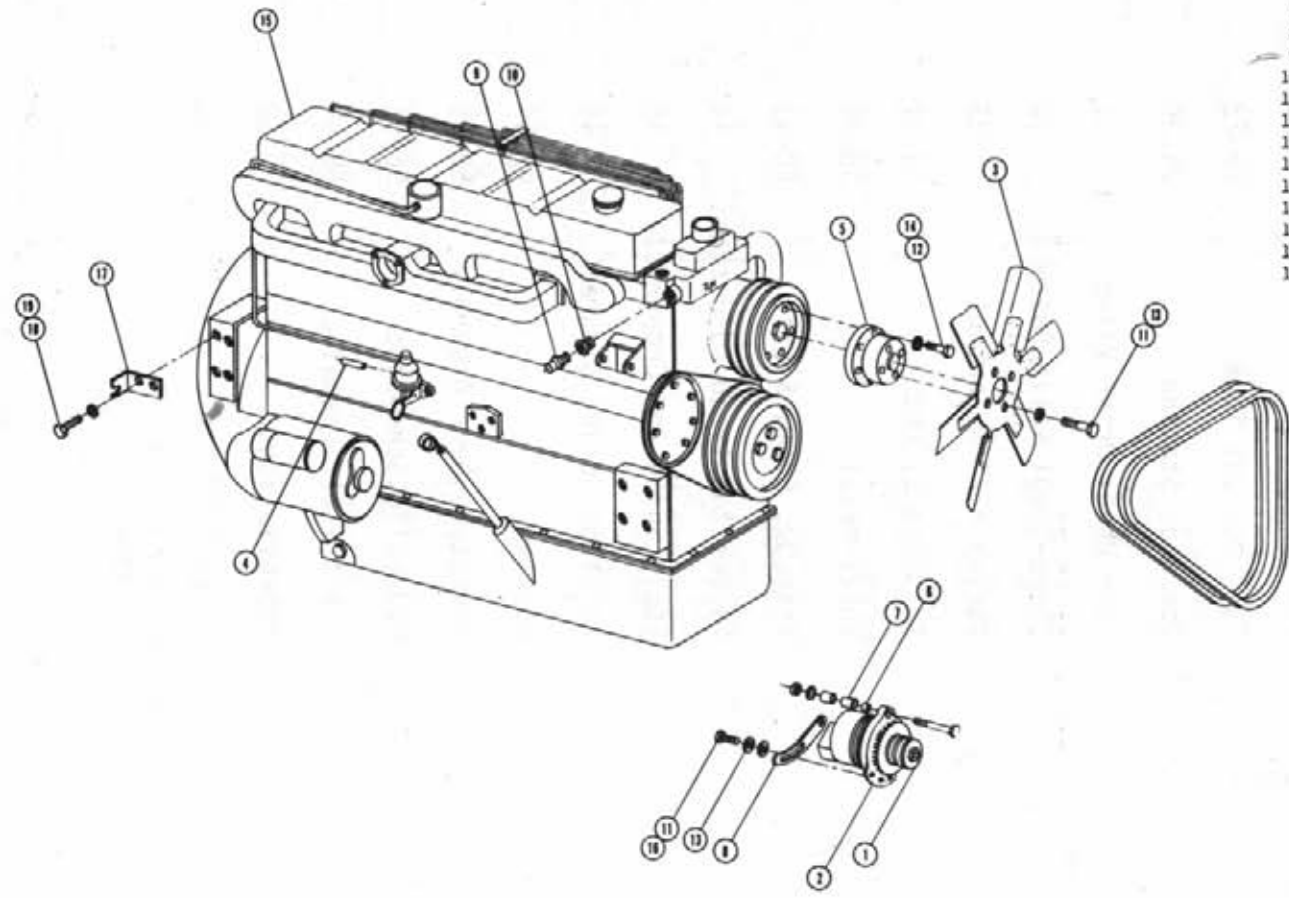
Each Hagie sprayer is identified by means of a frame serial number. This serial number denotes the model, year in which it was built, and the number of the sprayer. As for further identification, the engine has a serial number, the hydrostatic pump has a serial number, the wheel motors have identification tags, and the planetary hubs have identification plates that describe the type of mount and and gear ratio. To insure prompt, efficient service when ordering parts or requesting service repairs from Hagie Manufacturing Company, record the serial and identification numbers in the space provided below.

SPRAYER SERIAL NUMBER

ENGINE SERIAL NUMBER

TABLE OF CONTENTS

Engine Assembly	4-13
Leg Assembly	14-16
Steering Cylinder	17-18
Tie Rod Assembly	19
Tire And Rim Assembly	20
Flow Divider	21
Fuel And Oil Tank	22-23
Operator Station	24-30
Four Wheel Drive Valve	31
Three-Spool Valve Assembly	32
Variable Flow Control	33
Solution System	34-37
Sheet Metal	38-39
Transom, Boom, & Lift	40-43
Ladder And Tread Adjustment	44
Stalk Guide And Crossfield	45
Solution Hosing Diagram	46
Decals	47-51
Planetary Gear Assembly	52-55
Hydraulic Schematic	56-57
Electrical Schematic	58-59
Abbreviations	60
Index	61



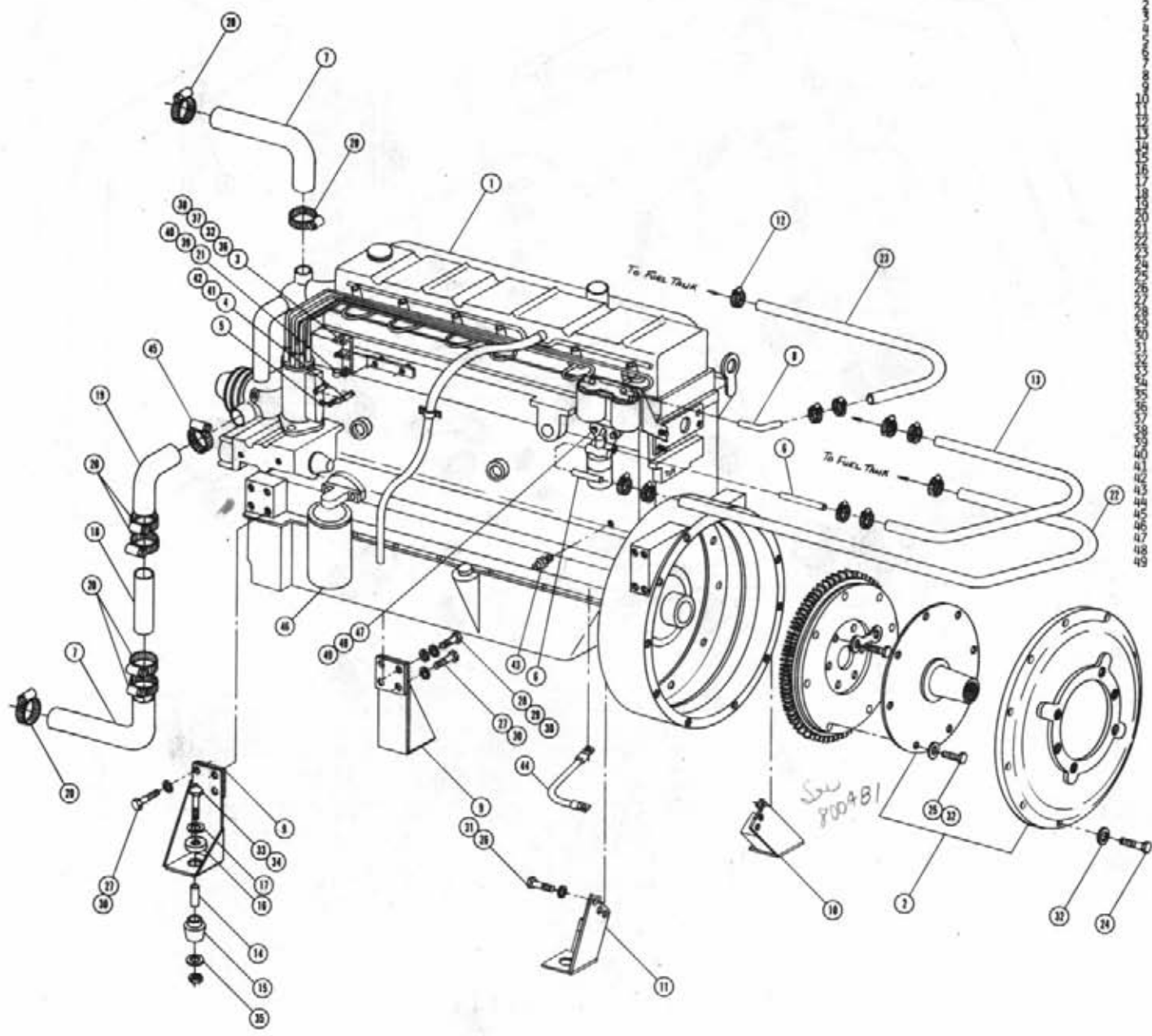
314527

DIESEL ENGINE ASSEMBLY

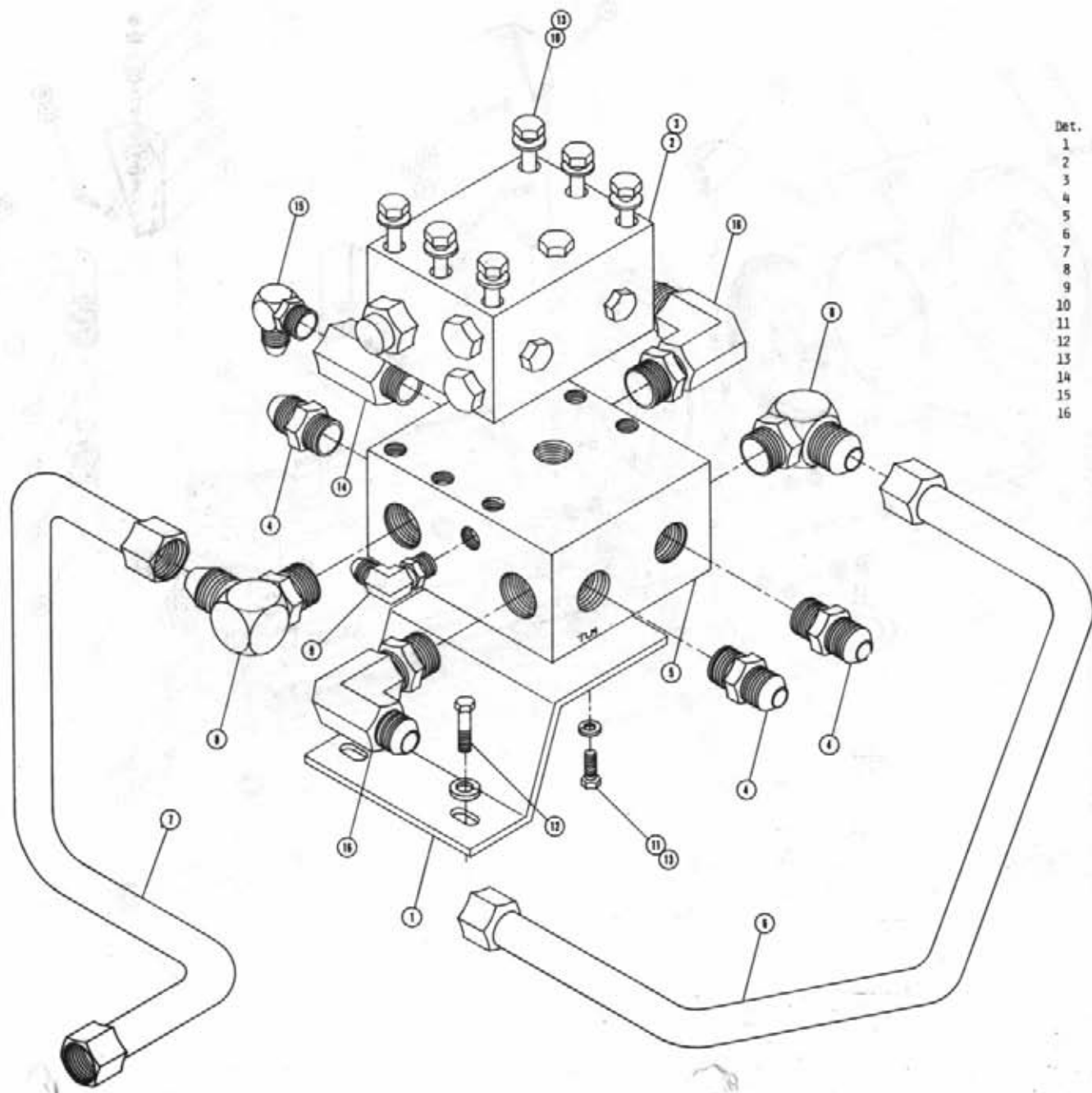
Det.	Qty.	P/N	Description
1	1	140065	5/8 Bore x 3 1/4 O.D. Sheave
2	1	310093	55 Amp Alternator
3	1	314435	19 In. Puller Fan with 2 1/4 Pitch
4	1	314526	Fuel Pump Hose Barb
5	1	314787	Fan Spacer
6	1	314742	Alternator Bushing - Small
7	1	314744	Alternator Bushing - Large
8	1	314743	Alternator Adjustment Bracket
9	1	314437	Temperature Sender
10	1	503012	1/2 to 1/8 Reducer Bushing
11	5	900065	5/16 UNC x 1 Hex Bolt
12	6	900164	3/8 UNF x 1 1/4 Hex Bolt
13	5	920501	5/16 Lock Washer
14	6	920502	3/8 Lock Washer
15	1	314729	Perkins Engine
16	1	920001	5/16 Flat Washer
17	1	606851	Hydrstatic Cable Bracket
18	2	900263	1/2 UNC x 1 Hex Bolt
19	2	920504	1/2 Lock Washer

53.5
use 140022
Hater N9530 Belt

DIESEL ENGINE ASSEMBLY

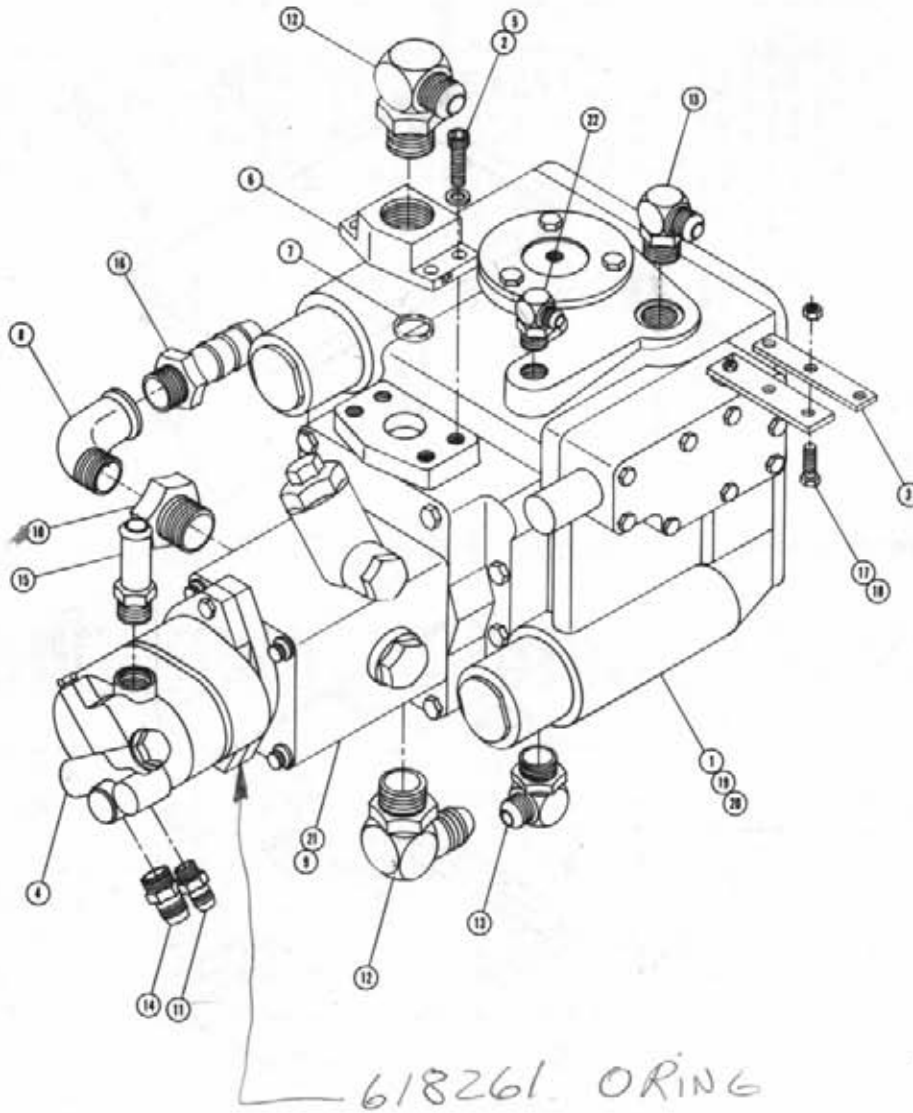


Det.	Qty.	P/N	Description
1	1	514729	Perkins Engine
2	1	800472	Sundstrand Drive Assembly
3	1	514520	Throttle Cable Bracket Weldment
4	1	514546	Throttle Control Arm
5	1	514546	Throttle Cable Holder
6	1	514527	Fuel Filter Hose Barb
7	1	514547	Radiator Hose
8	1	514552	1/4 O.D. Hose Barb
9	2	514272	Front Engine Mount Weldment
10	2	514276	Right Rear Engine Mount Weldment
11	1	514777	Left Rear Engine Mount Weldment
12	10	520120	No. 4 Miniature Hose Clamp
13	1	601141	5/16 x 29 Fuel Line Hose
14	1	510046	Sleeve and Spacer
15	4	510047	Lower Insulator
16	4	510048	Insulator Pod Assembly
17	4	510631	Large Keeper Washer
18	1	514448	Lower Radiator Tube
19	1	514551	Lower Radiator Hose
20	1	520068	No. 52 Hose Clamp
21	1	520119	7/16 Cushion Hose Clamp
22	1	601252	5/16 x 120 Fuel Line Hose
23	1	601265	5/16 x 144 Fuel Line Hose
24	1	900130	3/8 UNC x 1 1/4 Hex Bolt
25	1	900163	3/8 UNF x 1 Hex Bolt
26	1	900264	1/2 UNC x 1 1/4 Hex Bolt
27	1	900333	5/8 UNC x 1 1/2 Hex Bolt
28	1	900335	5/8 UNC x 2 Hex Bolt
29	1	620006	Flat Washer
30	1	620006	Lock Washer
31	1	620504	Lock Washer
32	1	620502	Lock Washer
33	4	900274	1/2 UNC x 4 Hex Bolt
34	4	614008	1/2 UNC Stover Nut
35	1	620004	Flat Washer
36	1	900821	3/8 UNF x 2 Hex Bolt
37	1	615287	1 in. Throttle Bracket Spacer
38	1	340330	1/4 in. Throttle Bracket Spacer
39	1	900002	1/4 UNC x 3/4 Hex Bolt
40	1	514000	1/4 UNC Lock Nut
41	1	905889	10-32 x 3/4 Machine Screw
42	1	914007	10-32 Lock Nut
43	1	514361	011 Sender
44	1	290051	1/2 in Ground Cable
45	1	520099	No. 40 Hose Clamp
46	1	514540	011 Filter
47	1	900099	5/16 UNF x 1 Hex Bolt
48	1	920001	5/16 Flat Washer
49	2	920501	5/16 Lock Washer



HYDRAULIC MANIFOLD ASSEMBLY

Det.	Qty.	P/N	Description
1	1	606849	Hydraulic Manifold Mount
2	1	611009	Seal Kit
3	1	611013	Hydraulic Relief Valve Assembly
4	3	611127	1 1/16 MOR x 1 1/16 MJIC
5	1	615003	Large Manifold
6	1	615568	Right Hydraulic Tube
7	1	615569	Left Hydraulic Tube
8	2	618178	1 5/16 MOR x 90° x 1 5/16 MJIC
9	1	618241	3/4 MOR x 90° x 3/4 MJIC
10	6	900075	5/16 UNC x 3 3/4 Hex Bolt
11	2	900065	5/16 UNC x 1 Hex Bolt
12	2	900196	7/16 UNC x 1 1/4 Hex Bolt
13	8	920501	5/16 Lock Washer
14	1	610028	Flow Control
15	1	618279	7/8 MOR x 90° x 1 1/16 MJIC
16	2	618248	1 1/16 MOR x 90° x 1 1/16 MJIC

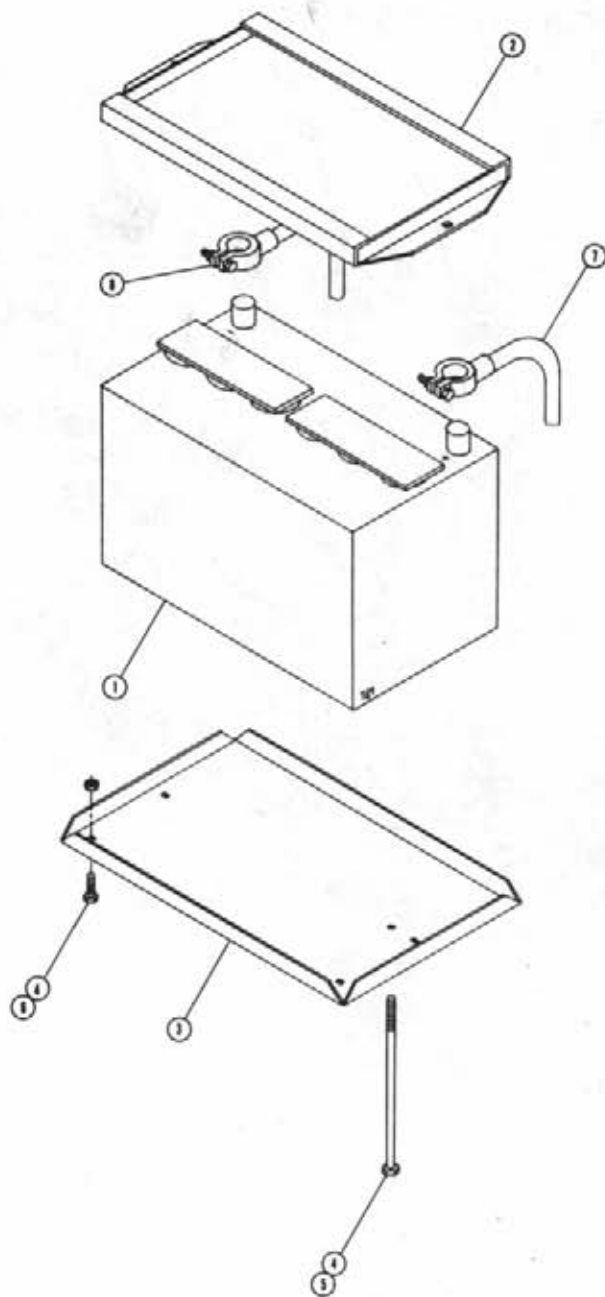


SUNDSTRAND PUMP ASSEMBLY

Det.	Qty.	P/N	Description
1	1	606844	Sundstrand 23 Series Pump
2	8	472243	3/8 UNC x 1 3/4 Allen Cap Screw
3	1	606848	Pump Control Lever Extension
4	1	610421	Cessna Pump
5	8	618167	Lock Washer
6	2	618176	1 NPT 4-Bolt Flange
7	2	870219	O-Ring
8	1	505200	1 NPT x 90° Street Elbow
9	1	610386	Charge Pump
10	1	618090	1 5/16 O-Ring x 1 NPT Adapter
11	1	618126	9/16 MOR x 9/16 MJIC
12	2	618178	1 5/16 MOR x 90° x 1 5/16 MJIC
13	2	618183	7/8 MOR x 90° x 3/4 MJIC
14	1	618327	7/8 MOR x 3/4 MJIC
15	1	618336	1 1/16 MOR x 1 Hose Barb
16	1	714560	1 NPT x 1 Hose Barb
17	2	900003	1/4 UNC x 1 Hex Bolt
18	2	914000	1/4 UNC x Stover Nut
19	4	900265	1/2 UNC x 1 1/2 Hex Bolt
20	4	920004	1/2 Flat Washer
21	1	610387	Charge Pump Gasket
22	1	618114	7/16 MOR x 90° x 9/16 MJIC

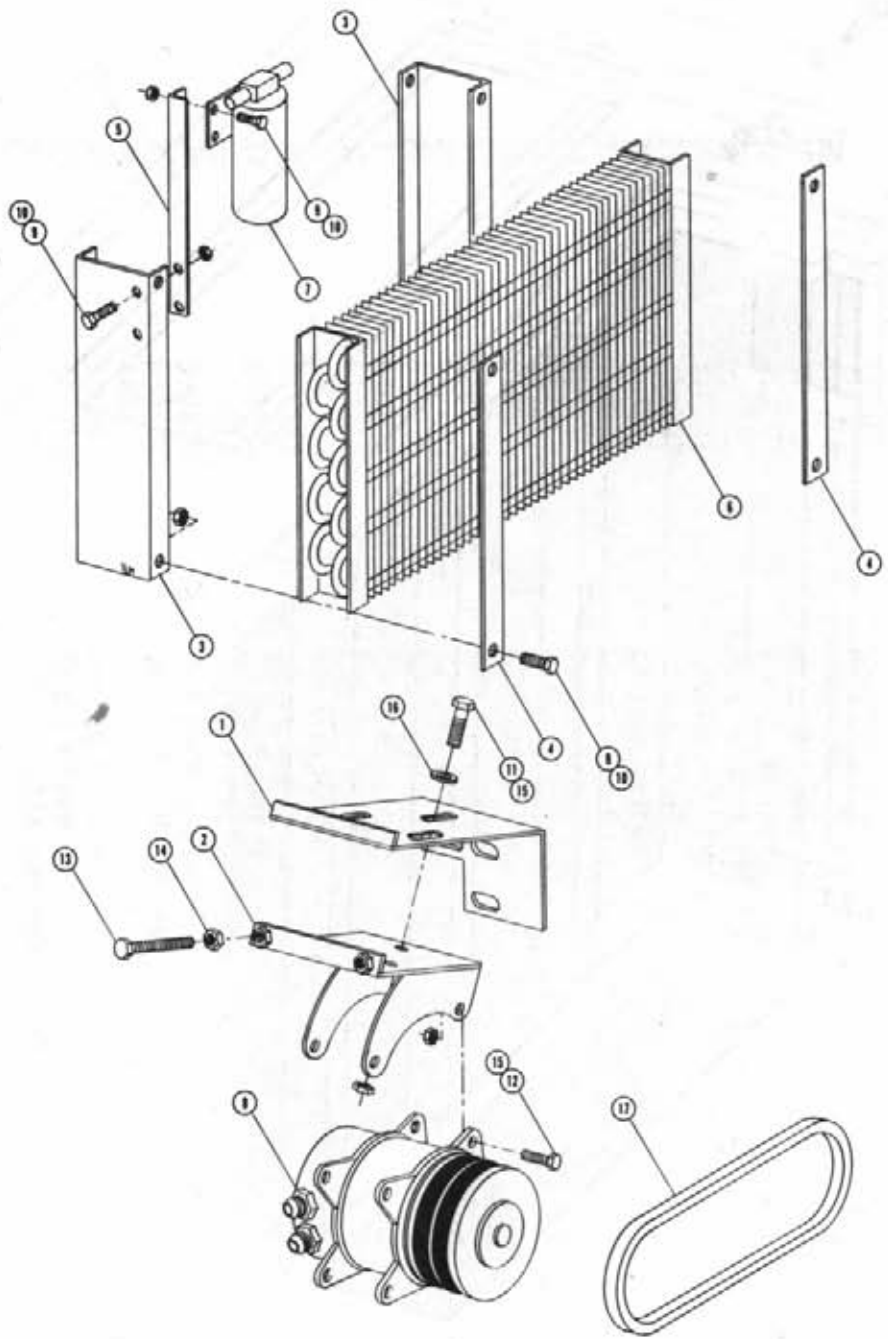
1.06 CHARGE PUMP USED ON MACHINES
 WITH SERIAL NUMBER
 090148003 THRU 090148010
 090248017 THRU 090248025

618261 ORING



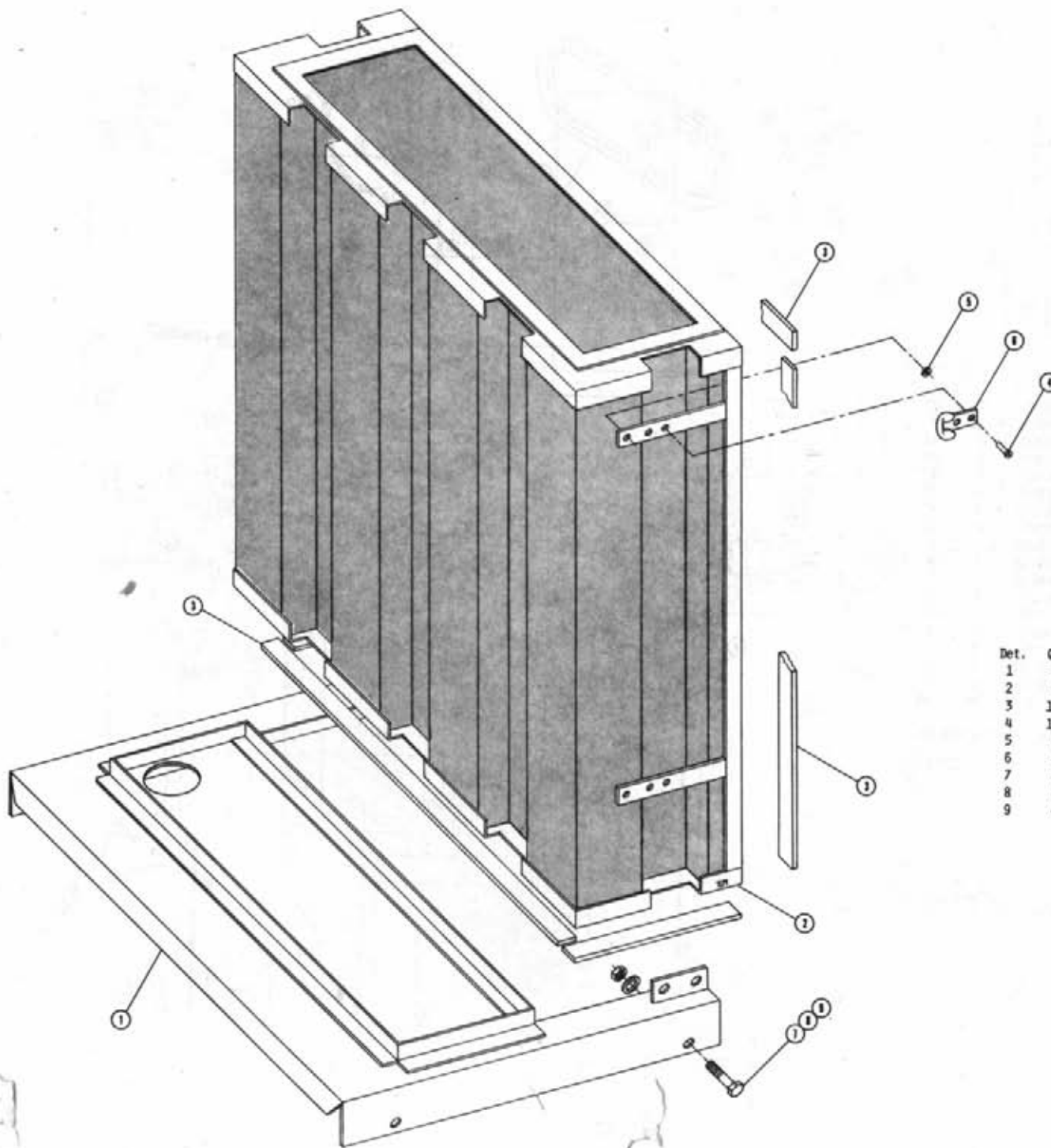
BATTERY BOX ASSEMBLY

Det.	Qty.	P/N	Description
1	1	291122	Battery
2	1	341322	Battery Hold Down Weldment
3	1	361149	Battery Box
4	4	914004	3/8 UNC Lock Nut
5	2	901149	3/8 UNC x 8 1/2 Carriage Bolt
6	2	900128	3/8 UNC x 3/4 Hex Bolt
7	1	290052	Positive Battery Cable - 56 in.
8	1	291128	Negative Battery Cable - 48 in.



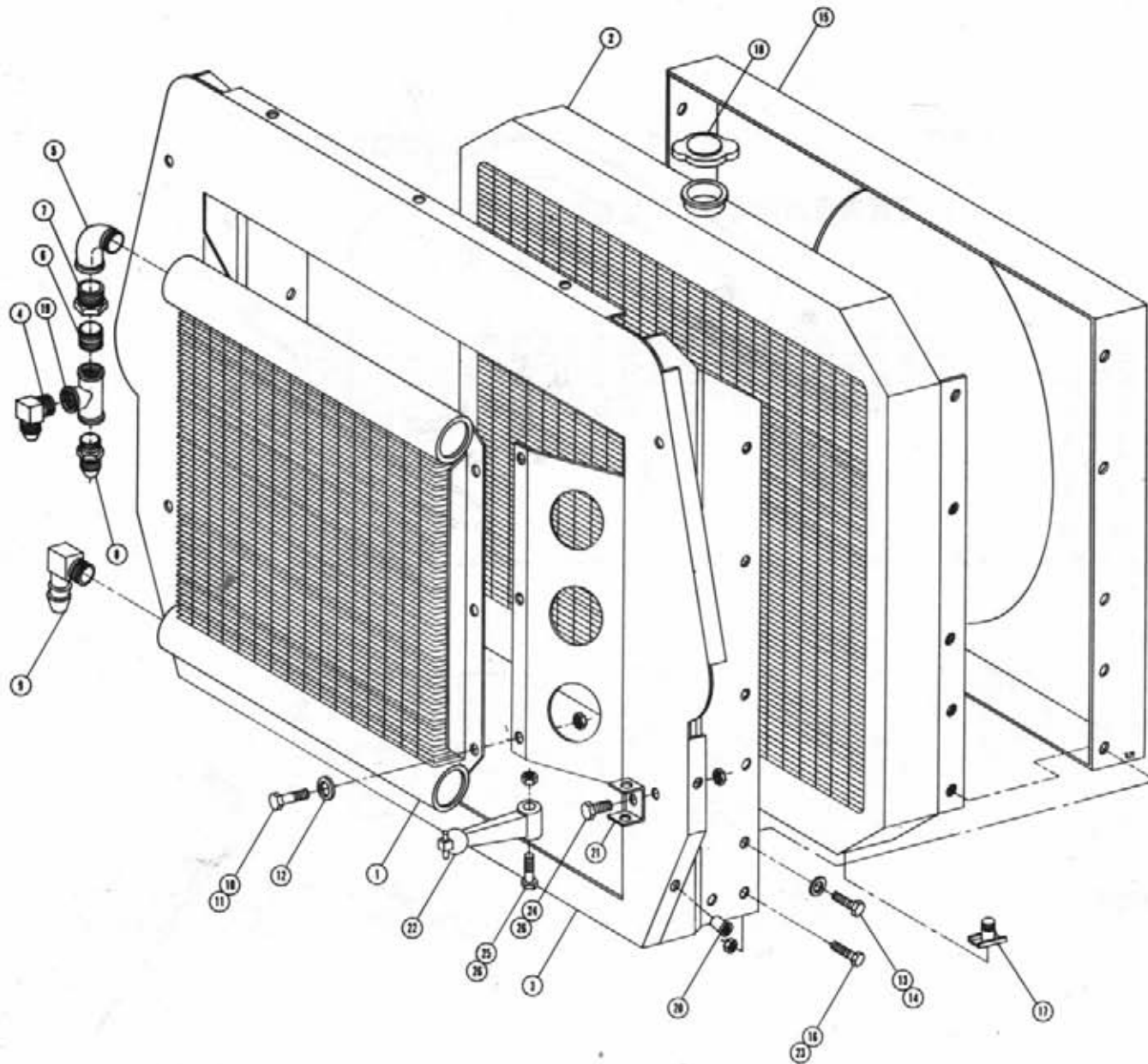
AIR CONDITIONER COMPRESSOR PUMP ASSEMBLY

Det.	Qty.	P/N	Description
1	1	314785	Air Conditioner Compressor Mount
2	1	657329	Air Conditioner Tightener Weldment
3	2	314413	Air Conditioner Condenser Mount
4	2	314418	Air Conditioner Condenser Keeper
5	1	314420	Air Conditioner Dryer Bracket
6	1	657309	Air Conditioner Condenser Kit
7	1	657309	Air Conditioner Dryer
8	1	657310	Air Conditioner Compressor
9	8	900064	5/16 UNC x 3/4 Hex Bolt
10	8	914002	5/16 UNC Lock Nut
11	3	900130	3/8 UNC x 1 1/4 Hex Bolt
12	4	900131	3/8 UNC x 1 1/2 Hex Bolt
13	2	906136	3/8 UNC x 3 Full Thread Hex Bolt
14	2	910004	3/8 UNC Hex Nut
15	7	914004	3/8 UNC Stover Nut
16	3	920002	3/8 Flat Washer
17	1	147002	2430 Gates Belt



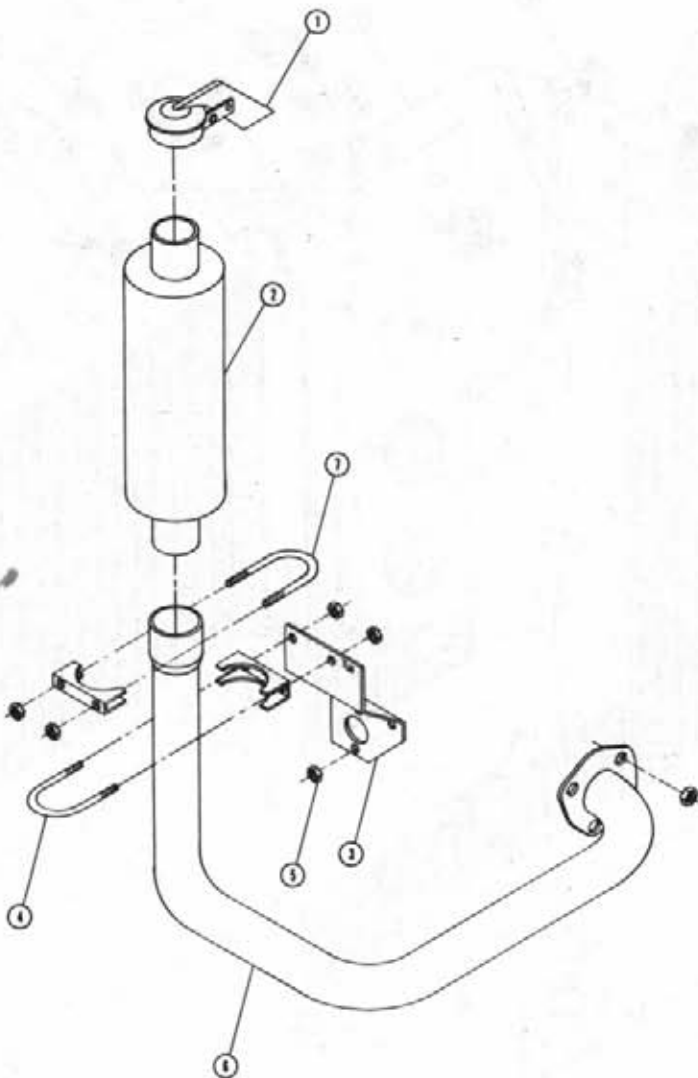
AIR INTAKE ASSEMBLY

Det.	Qty.	P/N	Description
1	1	341451	Radiator Riser Weldment
2	1	314397	Air Intake Weldment
3	12	193022	Stickertite
4	12	485053	3/16 x 3/8 Pop Rivet
5	4	920010	No. 10 Flat Washer
6	4	656997	Rubber Hook Bracket
7	4	900129	3/8 UNC x 1 Hex Bolt
8	4	914004	3/8 UNC Lock Nut
9	4	920002	3/8 Flat Washer



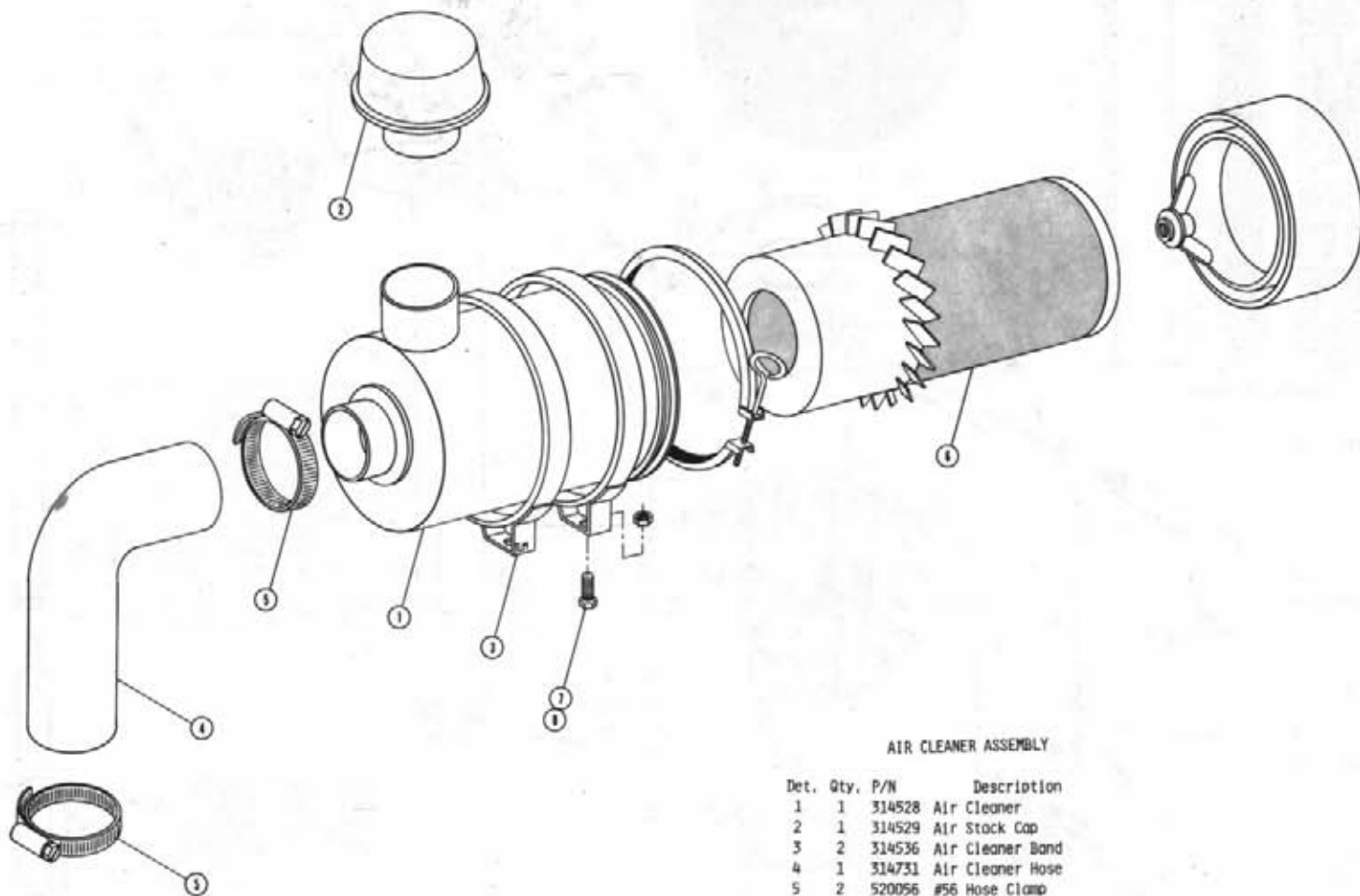
RADIATOR AND OIL COOLER ASSEMBLY

Det.	Qty.	P/N	Description
1	1	618088	Oil Cooler
2	1	314439	Radiator
3	1	314443	Radiator - Oil Cooler Mount Weldment
4	1	610305	3/4 NPT x 90° x 3/4 MJIC
5	1	505200	1 NPT x 90° Street Elbow
6	1	504702	3/4 NPT Close Nipple
7	1	505213	1 NPT TO 3/4 NPT Reducer
8	1	610300	3/4 NPT x 3/4 MJIC
9	1	618138	1 NPT x 90° x 1 Hose Barb
10	6	900064	5/16 UNC x 3/4 Hex Bolt
11	6	914002	5/16 Lock Nut
12	6	920001	5/16 Flat Washer
13	10	900128	3/8 UNC x 3/4 Hex Bolt
14	10	920002	3/8 Flat Washer
15	1	314775	Radiator Shroud
16	4	914004	3/8 UNC Lock Nut
17	1	319559	Drain Cock
18	1	319257	Radiator Cap
19	1	504955	3/4 NPT Pipe Tee
20	4	470086	1/4 UNC Nutsert
21	4	656999	Rubber Hook Anchor Bracket
22	4	656998	Rubber Hook
23	4	900129	3/8 UNC x 1 Hex Bolt
24	4	900000	1/4 UNC x 1/2 Hex Bolt
25	4	900005	1/4 UNC x 1 1/2 Hex Bolt
26	8	914000	1/4 UNC Lock Nut



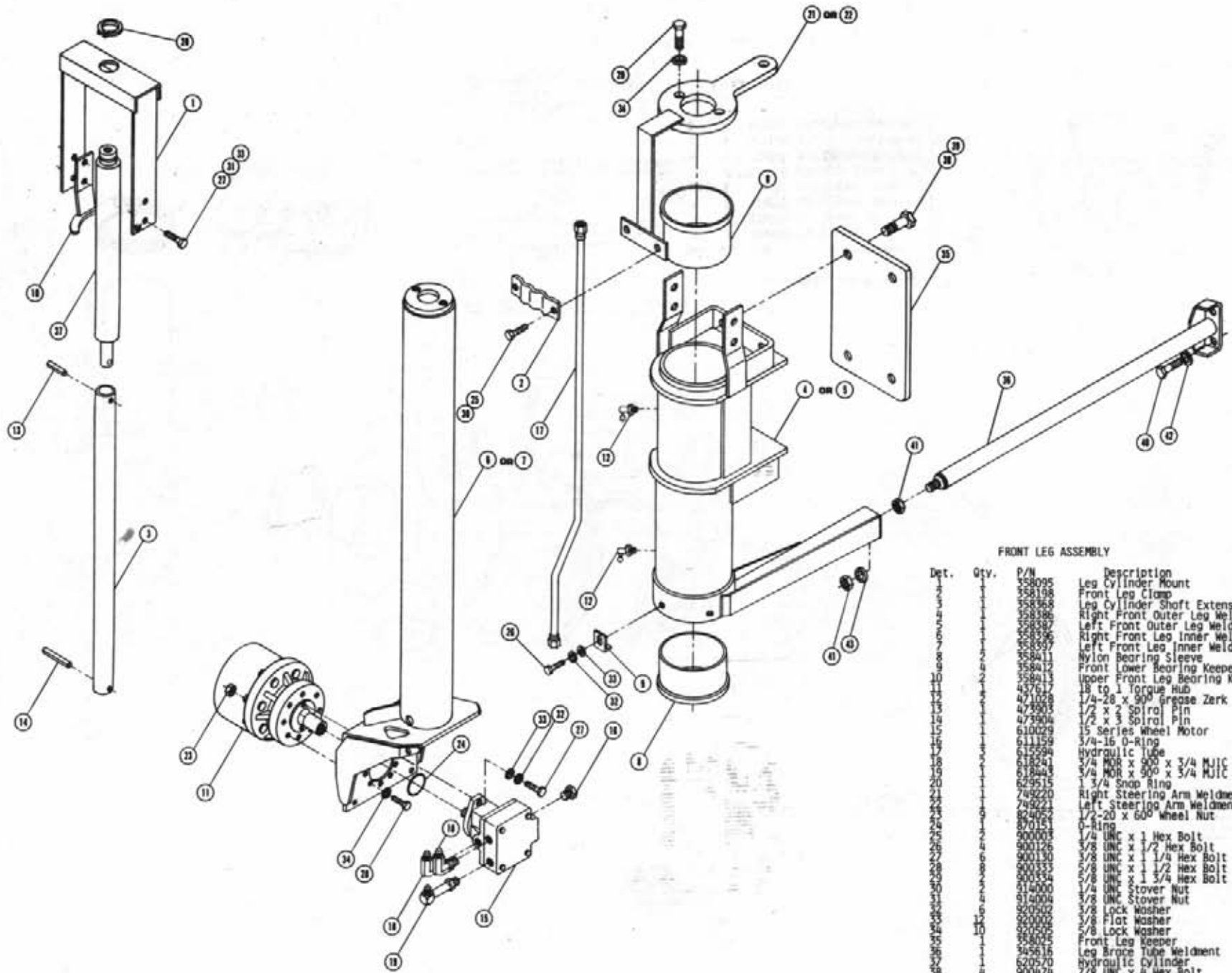
EXHAUST PIPE ASSEMBLY

Det.	Qty.	P/N	Description
1	1	314537	2 1/2 I.D. Rain Cap
2	1	314554	Muffler
3	1	314782	Exhaust Pipe Mounting Bracket
4	1	470150	5/16 x 2 1/4 Muffer Clamp
5	3	910003	5/16 UNF Hex Nut
6	1	314781	Exhaust Pipe Weldment
7	1	472216	5/16 x 2 1/2 Muffer Clamp



AIR CLEANER ASSEMBLY

Det.	Qty.	P/N	Description
1	1	314528	Air Cleaner
2	1	314529	Air Stock Cap
3	2	314536	Air Cleaner Band
4	1	314731	Air Cleaner Hose
5	2	520056	#56 Hose Clamp
6	1	314543	Air Cleaner Filter
7	4	470118	1/4-20 x 3/4 Flanged Hex Bolt
8	4	470121	1/4-20 Flanged Nut

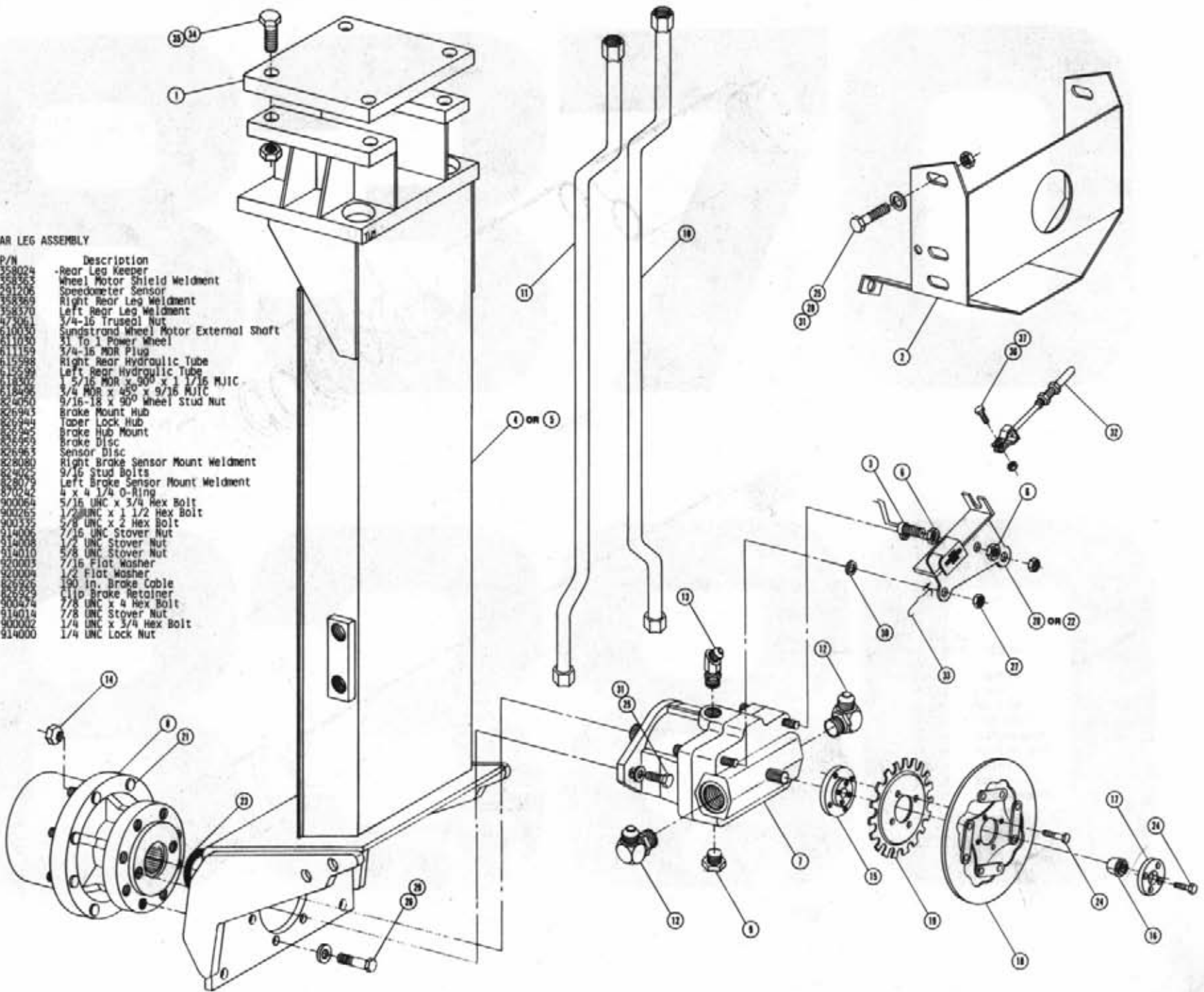


FRONT LEG ASSEMBLY

Det.	Qty.	P/N	Description
1	1	558095	Leg Cylinder Mount
2	1	558198	Front Leg Clamp
3	1	558368	Leg Cylinder Shaft Extension
4	1	558386	Right Front Outer Leg Weldment
5	1	558387	Left Front Outer Leg Weldment
6	1	558396	Right Front Leg Inner Weldment
7	1	558397	Left Front Leg Inner Weldment
8	3	558411	Nylon Bearing Sleeve
9	2	558412	Front Lower Bearing Keeper
10	2	558413	Upper Front Leg Bearing Keeper
11	1	437617	18 to 1 Torque Hub
12	2	471028	1/4-28 x 90° Grease Zerk
13	1	473903	1/2 x 2 Spiral Pin
14	1	473904	1/2 x 3 Spiral Pin
15	1	610029	15 Series Wheel Motor
16	1	611159	3/4-16 O-Ring
17	1	615594	Hydraulic Tube
18	1	618241	3/4 MUC x 90° x 3/4 MUC
19	1	618243	3/4 MUC x 90° x 3/4 MUC Long
20	1	629515	1 3/4 Snap Ring
21	1	749220	Right Steering Arm Weldment
22	1	749221	Left Steering Arm Weldment
23	1	824052	1/2-20 x 60° Wheel Nut
24	1	870151	O-Ring
25	2	900003	1/4 UNC x 1 Hex Bolt
26	4	900126	3/8 UNC x 1/2 Hex Bolt
27	6	900130	3/8 UNC x 1 1/4 Hex Bolt
28	8	900333	5/8 UNC x 1 1/2 Hex Bolt
29	8	900334	5/8 UNC x 1 3/4 Hex Bolt
30	5	914000	1/4 UNC Stover Nut
31	4	914004	3/8 UNC Stover Nut
32	6	920502	3/8 Lock Washer
33	3	920002	3/8 Flat Washer
34	10	920505	5/8 Lock Washer
35	1	958025	Front Leg Keeper
36	1	945616	Leg Brace Tube Weldment
37	1	620570	Hydraulic Cylinder
38	4	900474	7/8 UNC x 4 Hex Bolt
39	4	914014	7/8 UNC Stover Nut
40	4	900332	5/8 UNC x 1 1/4 Hex Bolt
41	5	910014	7/8 UNC Hex Nut
42	5	920505	5/8 Lock Washer
43	1	920507	7/8 Lock Washer

REAR LEG ASSEMBLY

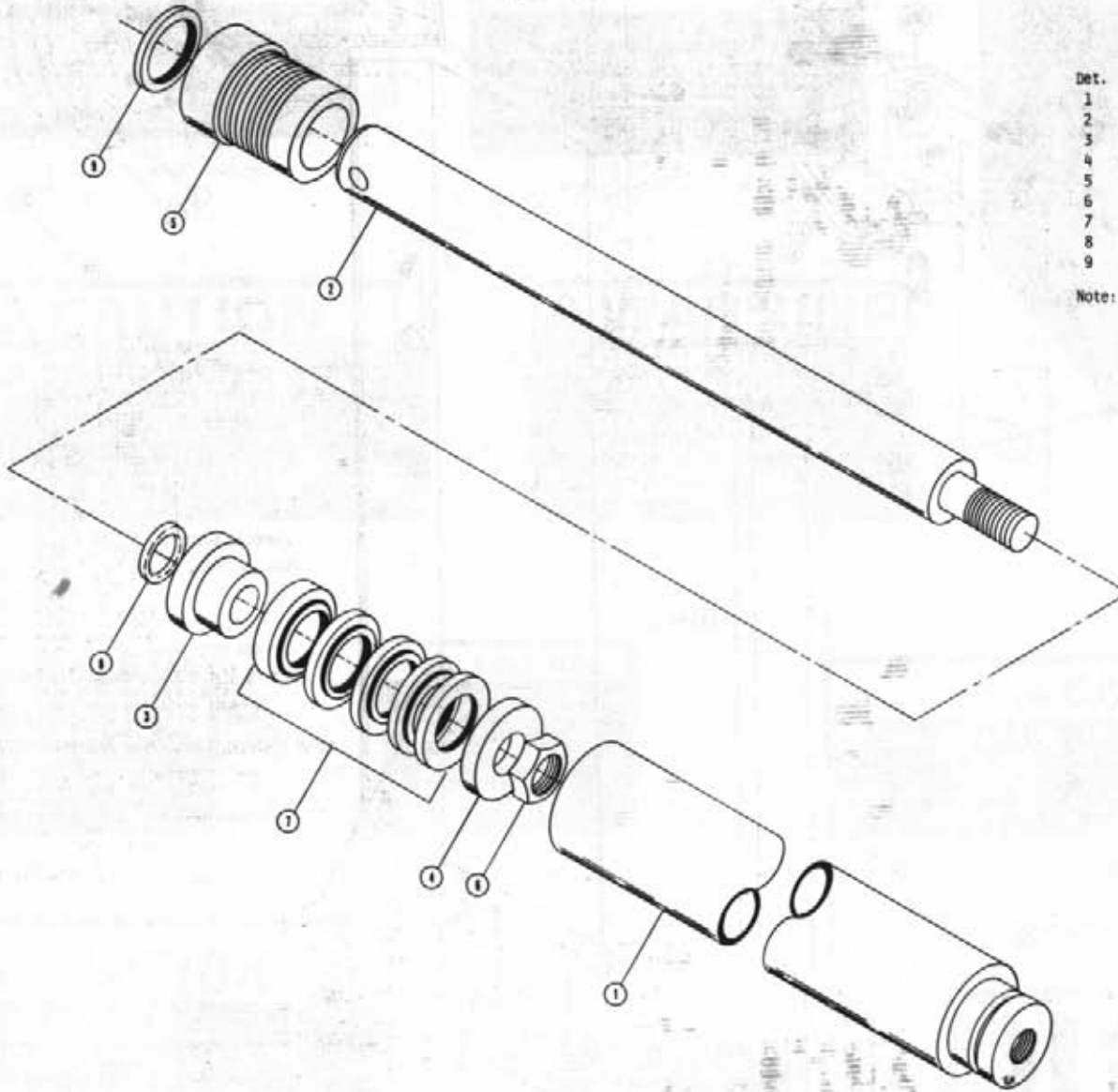
Det.	Qty.	P/N	Description
		358024	-Rear Leg Keeper
		358265	Wheel Motor Shield Weldment
		291206	Speedometer Sensor
		358369	Right Rear Leg Weldment
		358370	Left Rear Leg Weldment
		473061	3/4-16 Truseal Nut
		610350	Sundstrand Wheel Motor External Shaft
		611050	31 To 1 Power Wheel
		611159	3/4-16 MDR Plug
		615588	Right Rear Hydraulic Tube
		615599	Left Rear Hydraulic Tube
		618302	1 5/16 MDR x 90° x 1 1/16 MJIC
		618496	3/4 MDR x 45° x 9/16 MJIC
		824050	9/16-18 x 90° Wheel Stud Nut
		826943	Brake Mount Hub
		826944	Taber Lock Hub
		826945	Brake Hub Mount
		826946	Brake Disc
		826947	Sensor Disc
		826980	Right Brake Sensor Mount Weldment
		824025	9/16 Stud Bolts
		826979	Left Brake Sensor Mount Weldment
		870242	4 x 4 1/4 O-Ring
		900064	5/16 UNC x 3/4 Hex Bolt
		900265	1/2 UNC x 1 1/2 Hex Bolt
		900335	5/8 UNC x 2 Hex Bolt
		914006	7/16 UNC Stover Nut
		914008	1/2 UNC Stover Nut
		914010	5/8 UNC Stover Nut
		920003	7/16 Flat Washer
		920004	1/2 Flat Washer
		826926	190 In. Brake Cable
		826929	110 Brake Retainer
		900474	7/8 UNC x 4 Hex Bolt
		914014	7/8 UNC Stover Nut
		900002	1/4 UNC x 3/4 Hex Bolt
		914000	1/4 UNC Lock Nut

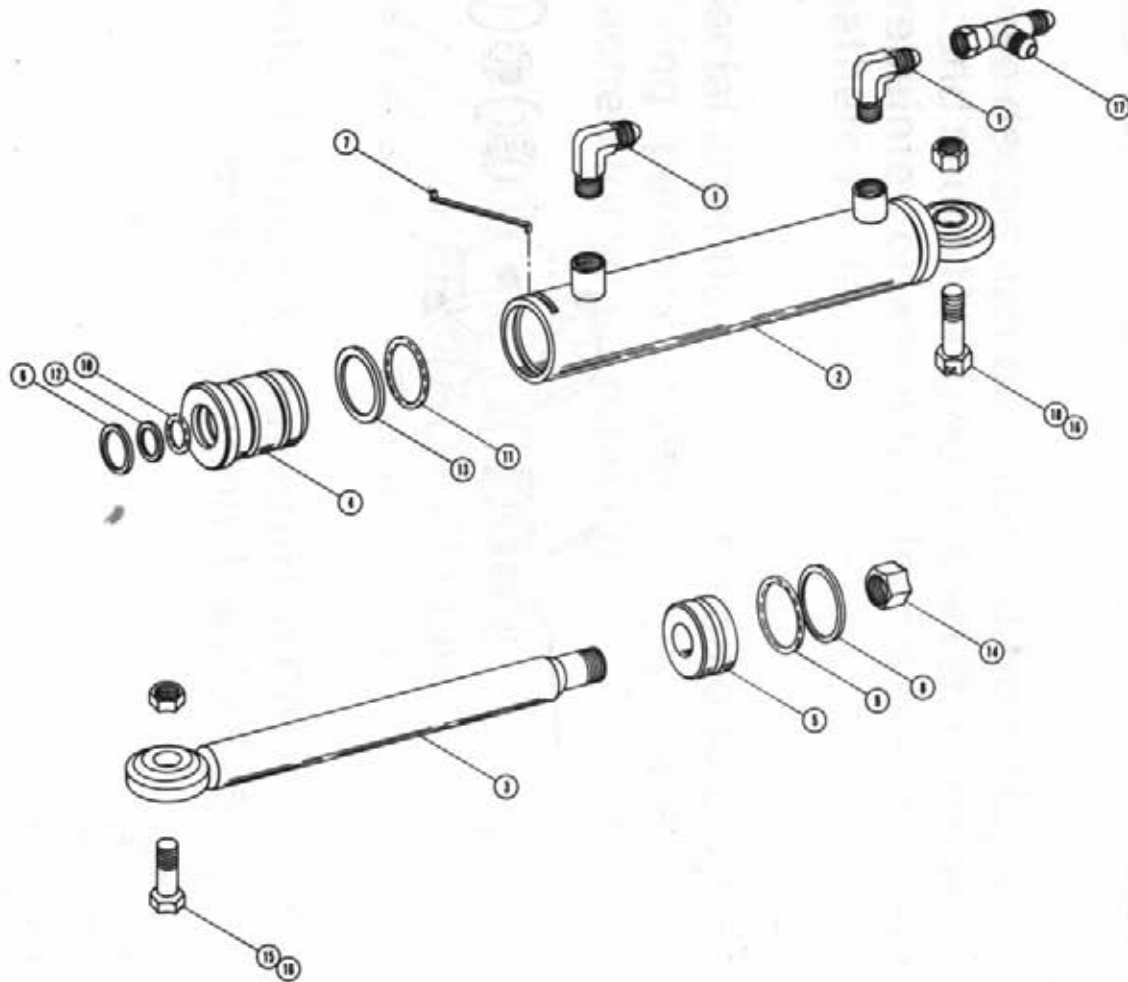


FRONT LEG CYLINDER ASSEMBLY

Det.	Qty.	P/N	Description
1	1	620571	Tube Weldment
2	1	620573	Shaft
3	1	620578	Piston
4	1	620579	Retainer Ring
5	1	620574	Bearing Head
6	1	472297	Lock Nut
7	1	620321	Vee Pack
8	1	870018	O-Ring
9	1	629002	Rod Wiper

Note: Cylinder Assembly - 620570
Seal Kit - 620575

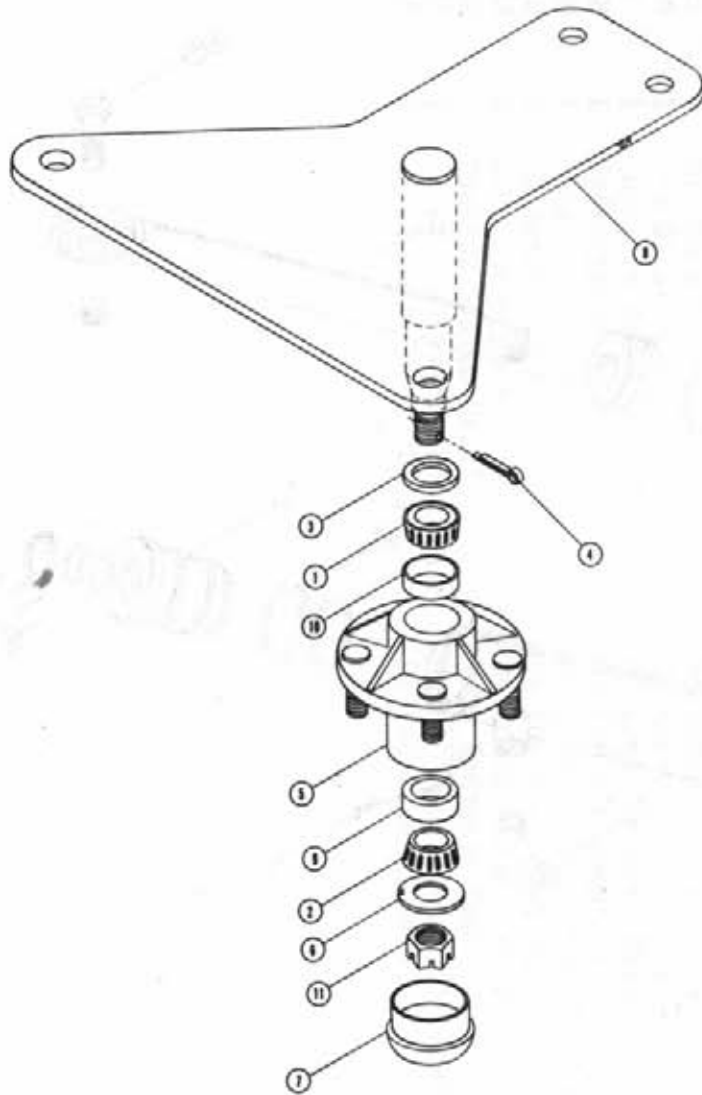




STEERING CYLINDER ASSEMBLY

Det.	Qty.	P/N	Description
1	2	611122	1/4 NPT x 90° x 9/16 MJIC
2	1	620146	Steering Cylinder Tube Weldment
3	1	620148	Steering Cylinder Shaft Weldment
4	1	620271	Bearing
5	1	620272	Piston
6	1	629028	Wiper
7	1	629529	Lock Ring
8	1	629616	Piston Seal
9	1	870025	1 3/16 x 1 5/16 O-Ring
10	1	870210	3/4 x 1 Neoprene O-Ring
11	1	870218	1 1/4 x 1 1/2 Neoprene O-Ring
12	1	890210	3/4 x 1 Back-up Washer
13	1	890218	1 1/4 x 1 1/2 Back-up Washer
14	1	914009	1/2 UNF Lock Nut
15	1	900336	5/8 UNC x 2 1/2 Hex Bolt
16	2	914010	5/8 UNC Lock Nut
17	1	618486	9/16 FJIC Swivel Run Tee
18	1	900338	5/8 UNC x 3 Hex Bolt

Note: Cylinder Assembly With Fittings - 620145
Seal Kit - 620998



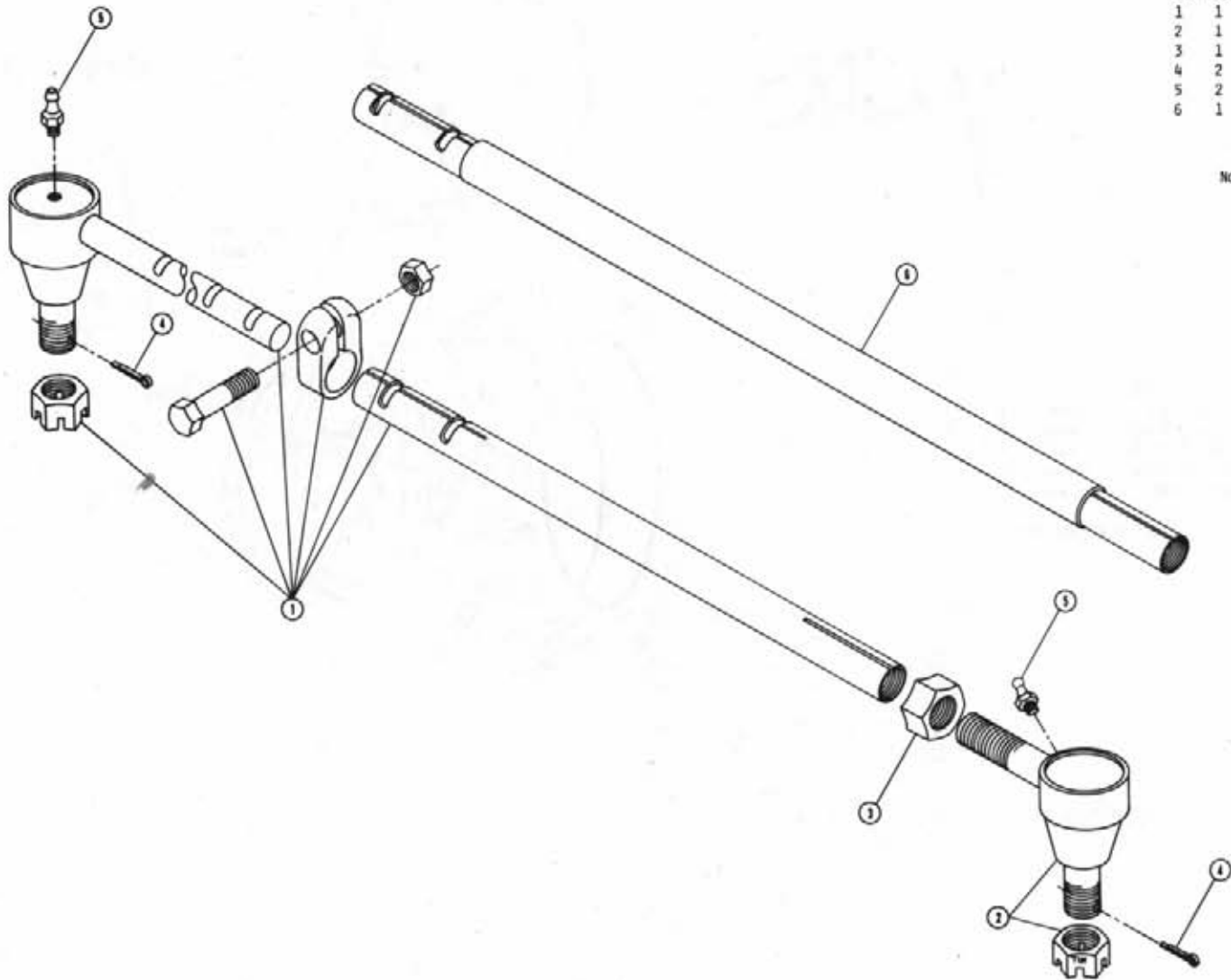
STEERING HUB ASSEMBLY

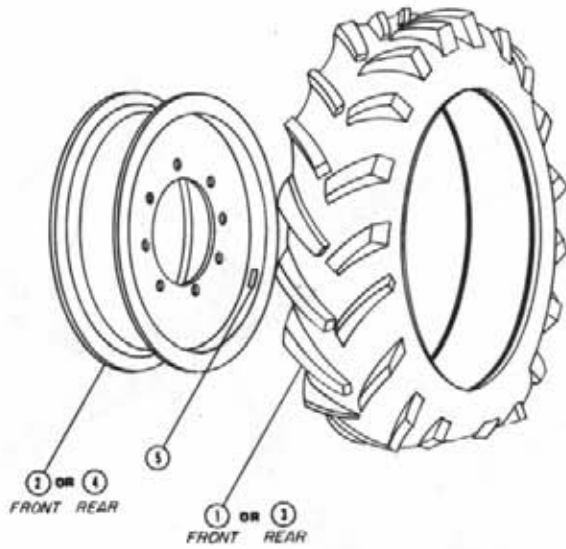
Det.	Qty.	P/N	Description
1	1	125010	Inner Bearing Cone
2	1	125015	Outer Bearing Cone
3	1	129010	Grease Seal
4	1	472008	5/32 x 1 Cotter Pin
5	1	822010	Hub
6	1	822031	Spindle Washer
7	1	822060	Hub Cap
8	1	749225	Pivot Weldment
9	1	125016	Outer Bearing Cup
10	1	125028	Inner Bearing Cup
11	1	822040	Spindle Nut

TIE ROD ASSEMBLY

Det.	Qty.	P/N	Description
1	1	749164	Tie Rod Assembly
2	1	740413	Socket Assembly
3	1	740426	Tie Rod Lock Nut
4	2	470038	1/8 x 1 3/4 Cotter Pin
5	2	471021	1/8 NPT Grease Zerk
6	1	749209	Tie Rod Weldment

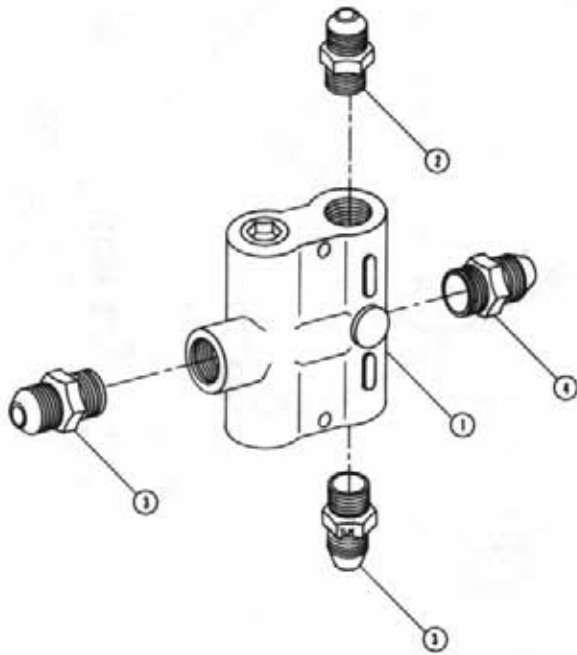
Note: Item 6 is used only on
8380 machines





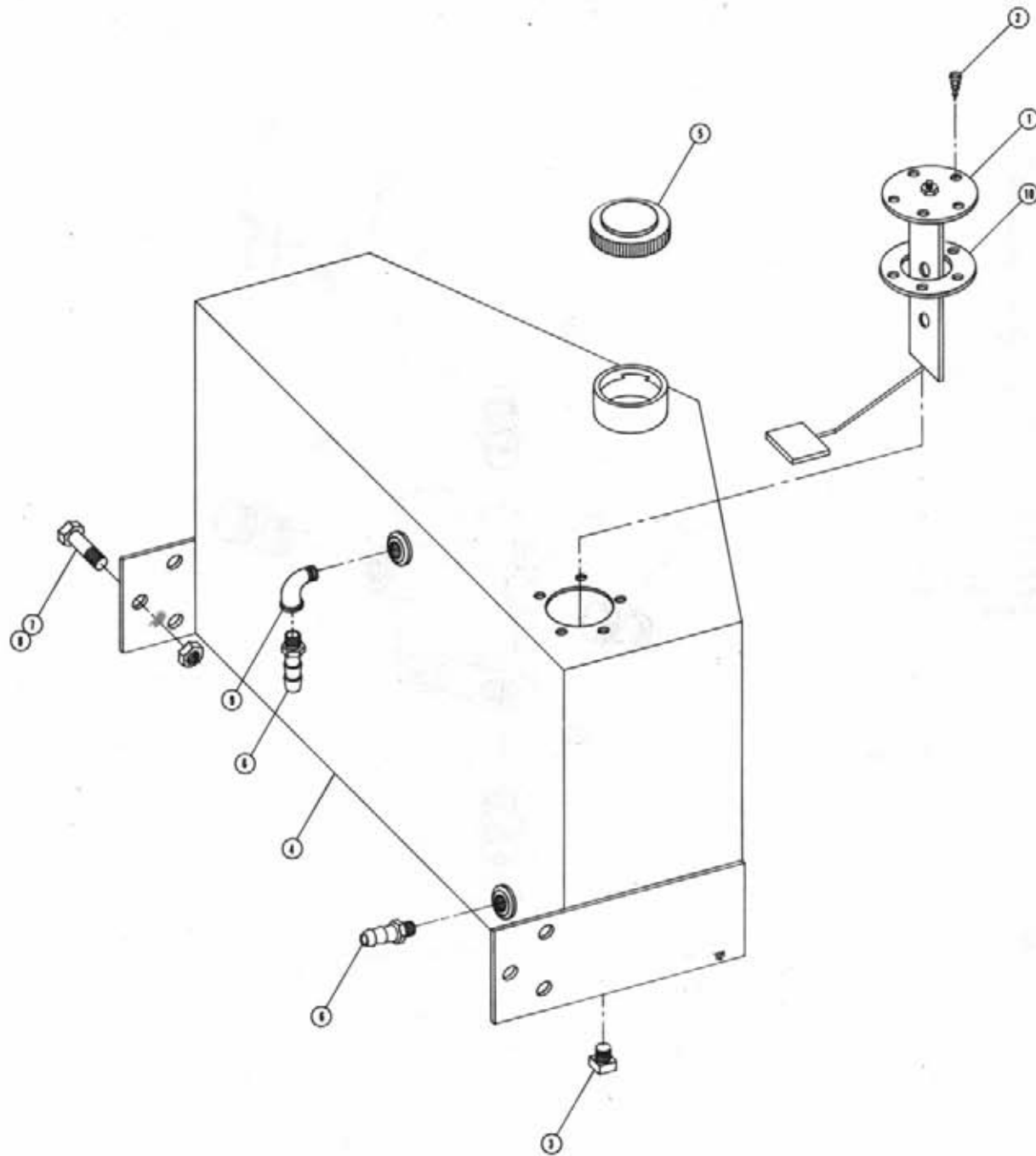
TIRE AND RIM ASSEMBLY

Det.	Qty.	P/N	Description
1	1	820604	11.2 x 24 6-Ply Traction Tire
2	1	820600	24 in. Rim Weldment
3	1	820001	12.4 x 28 4-Ply Traction Tire
4	1	820609	12.4 x 28 Rim Weldment
5	1	650985	Wheel Bolt Torque Decal



FLOW DIVIDER ASSEMBLY

Det.	Qty.	P/N	Description
1	1	606861	BGR 51.5 Flow Divider
2	1	618310	7/8 MOR x 9/16 MJIC
3	2	618327	7/8 MOR x 3/4 MJIC
4	1	618011	3/8 NPT x 9/16 MJIC



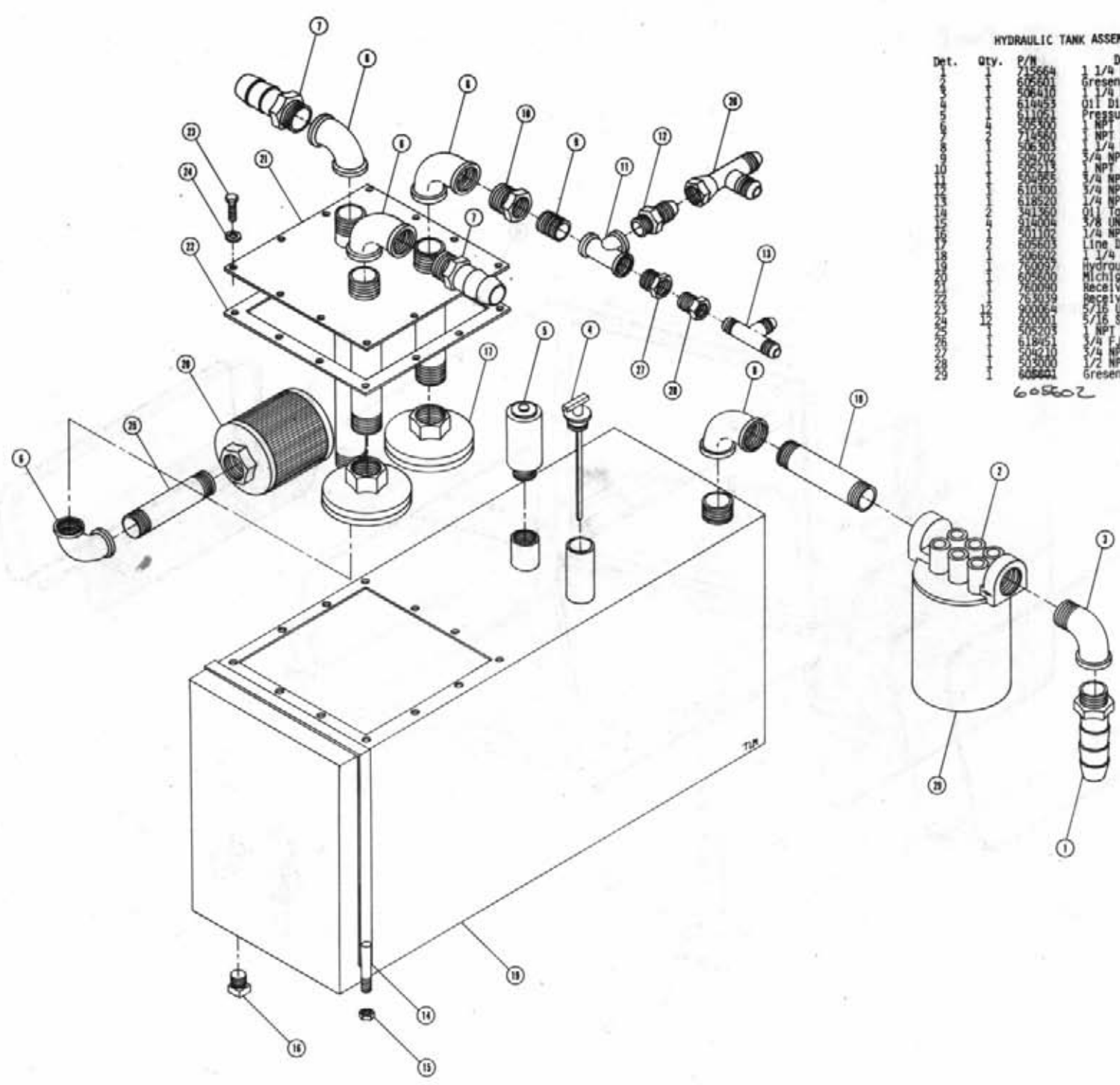
FUEL TANK ASSEMBLY

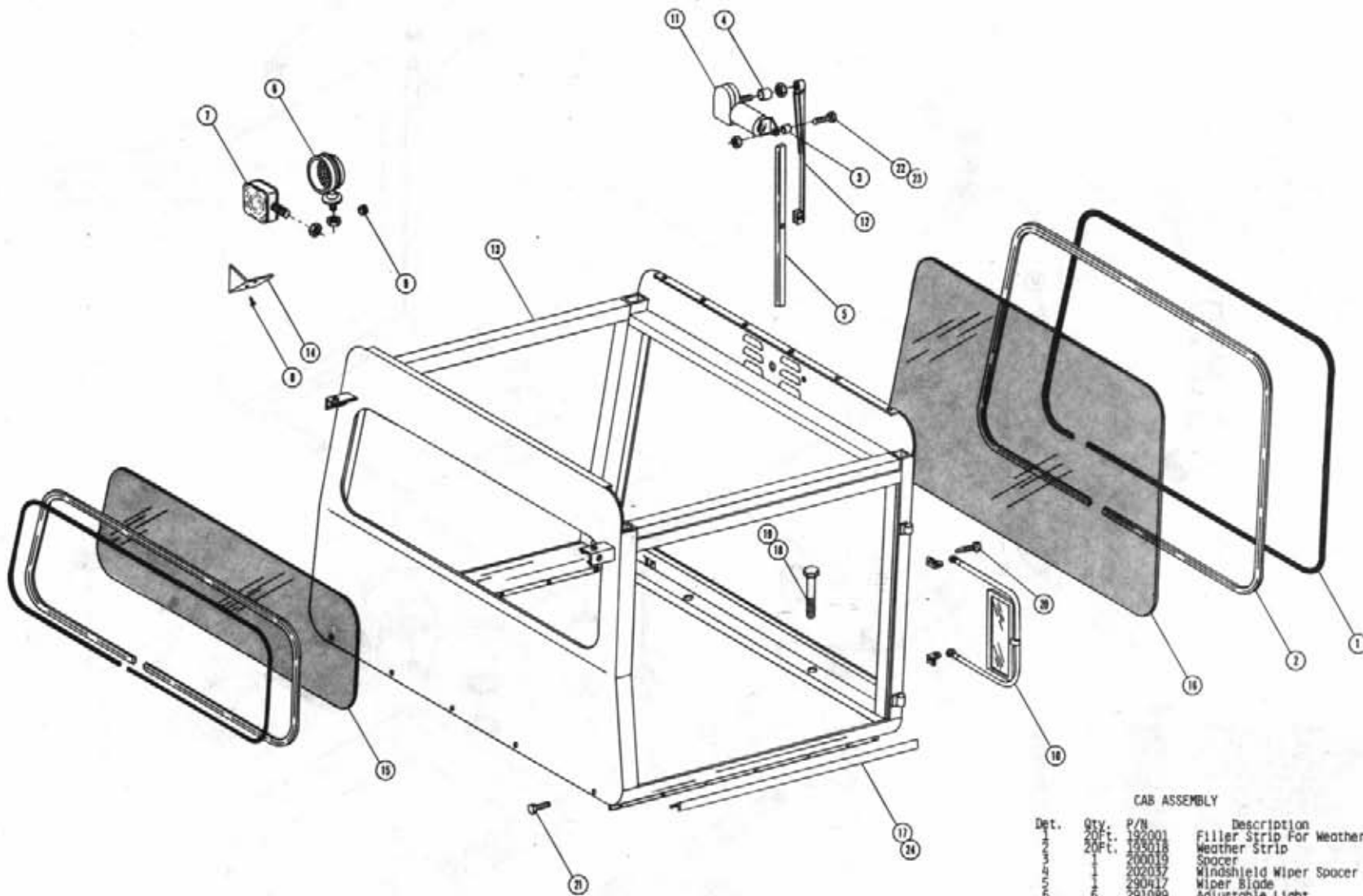
Det.	Qty.	P/N	Description
1	1	291428	Fuel Sender
2	5	473902	No. 8 x 1/2 Pan Head Screw
3	1	501102	1/4 Pipe Nipple
4	1	760091	Fuel Tank Weldment
5	1	761200	Gas Cap
6	2	783303	1/4 NPT x 5/16 Hose Barb
7	6	900264	1/2 UNC x 1 1/4 Hex Bolt
8	6	914008	1/2 UNC Lock Nut
9	1	501450	1/4 UNC x 90° Street Elbow
10	1	291464	Fuel Sender Gasket

HYDRAULIC TANK ASSEMBLY

Det.	Qty.	P/N	Description
1	1	715664	1 1/4 NPT x 1 Hose Barb
2	1	605601	Green Filter
3	1	606410	1/4 NPT x 90° Street Elbow
4	1	614453	Oil Dip Stick
5	1	611051	Pressure Cap
6	1	505500	1 NPT x 90° Elbow
7	1	714560	1 NPT x 1 Hose Barb
8	2	506303	1/4 NPT x 90° Elbow
9	1	504702	1/4 NPT Close Nipple
10	1	605213	1/4 NPT x 3/4 NPT Reducer Bushing
11	1	604825	1/4 NPT Pipe Tee
12	1	610300	1/4 NPT x 3/4 R/JC
13	1	618520	1/4 NPT x 3/16 R/JC Run Tee
14	2	341350	Oil Tank Strap Weldment
15	4	614004	3/8 UNC Lock Nut
16	1	601102	1/4 NPT Pipe Plug
17	1	605603	Line Diffuser
18	1	506602	1 1/4 NPT x 2 1/2 Pipe Nipple
19	1	760097	Hydraulic Oil Tank Weldment
20	1	605600	Michigan Filter
21	1	760090	Receiver Plate Weldment
22	1	765039	Receiver Plate Gasket
23	1	600024	5/16 UNC x 3/4 Hex Bolt
24	15	600001	5/16 SAE Flat Washer
25	1	505203	1 NPT x 4 Pipe Nipple
26	1	618451	3/4 F/JC Swivel Run Tee
27	1	504210	3/4 NPT x 1/2 NPT Reducer Bushing
28	1	503000	1/2 NPT x 1/4 NPT Reducer Bushing
29	1	605601	Green Filter Element

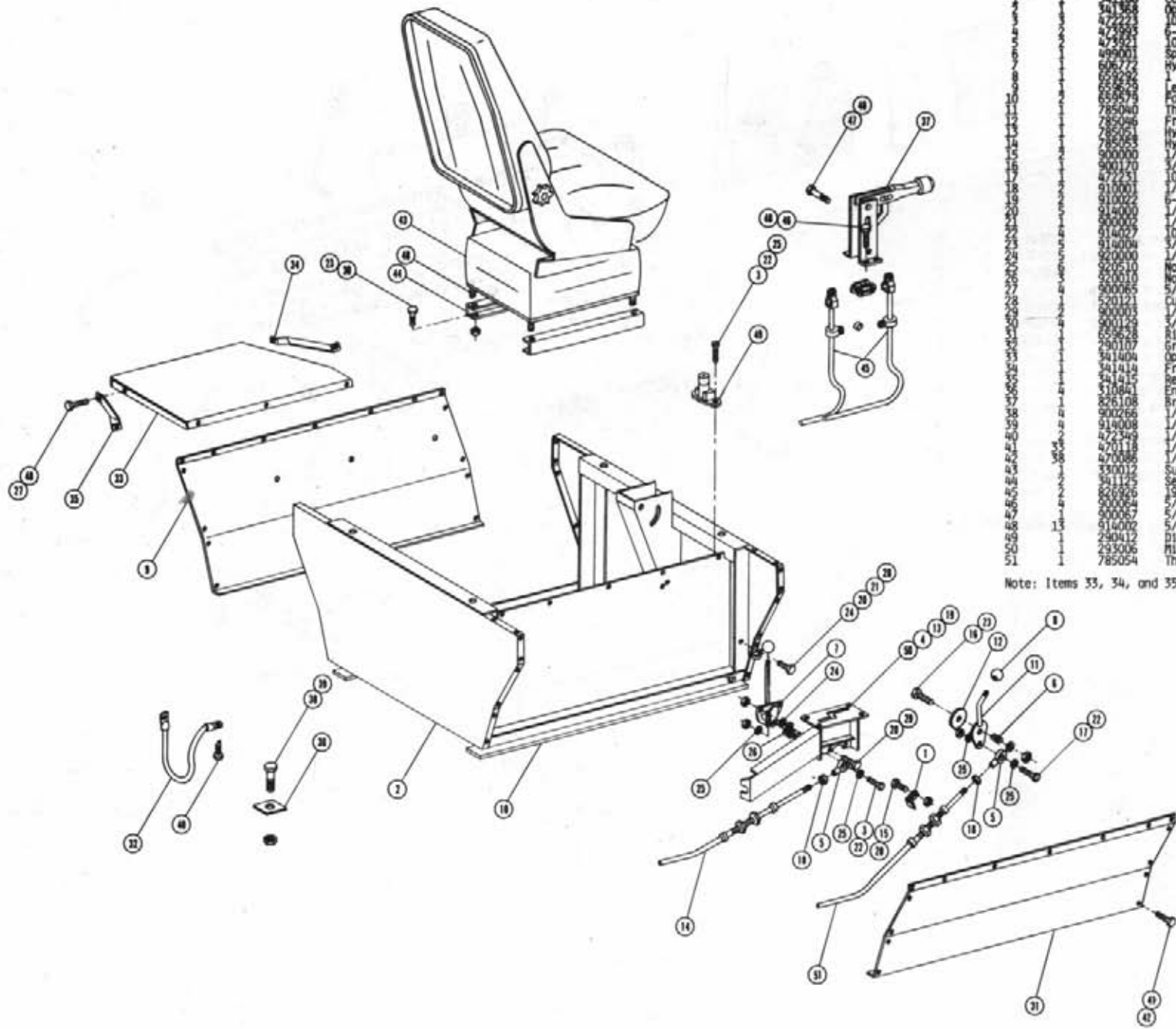
605602





CAB ASSEMBLY

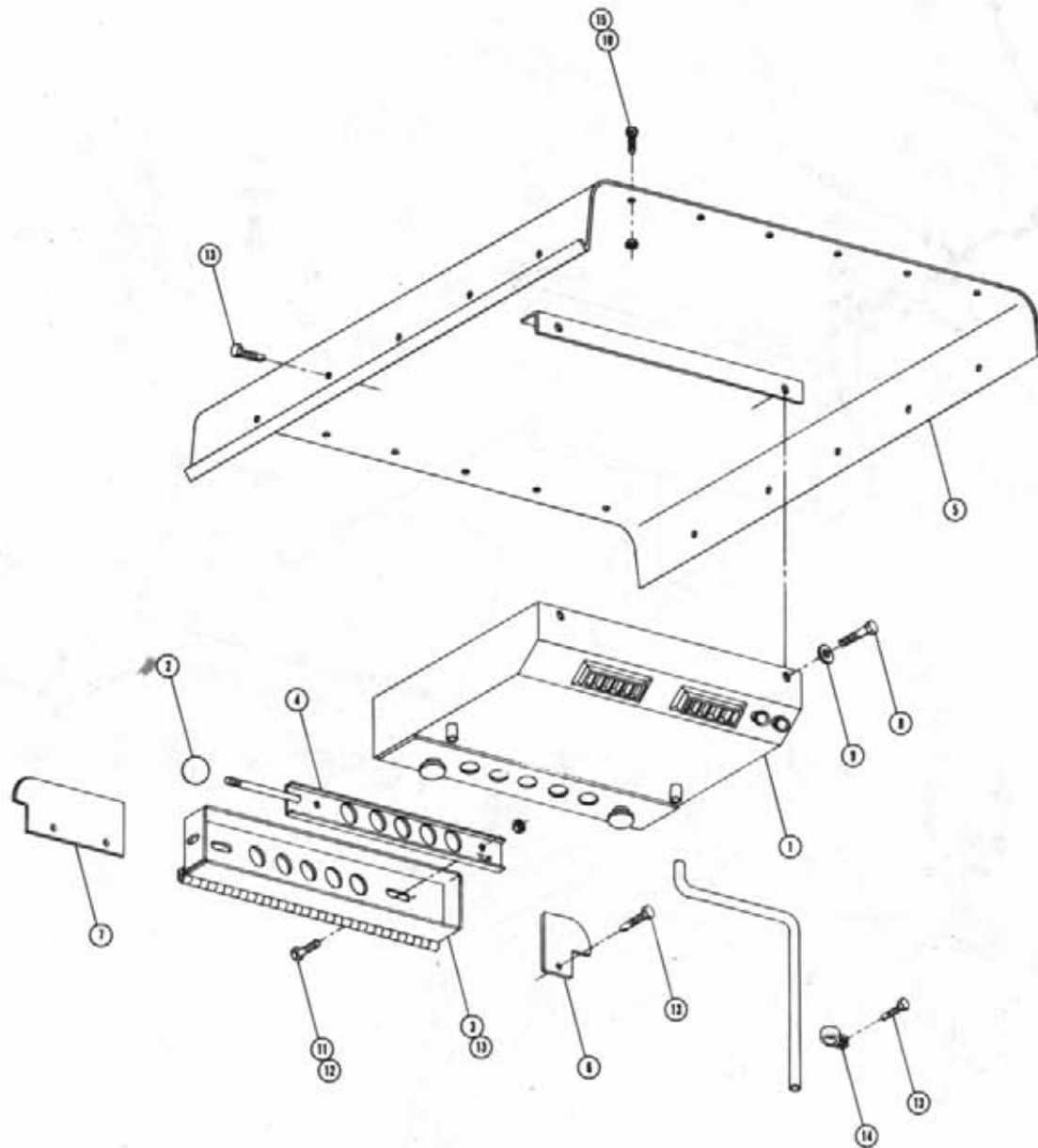
Det.	Qty.	P/N	Description
	1	192001	Filler Strip For Weather Strip
	20Ft.	195018	Weather Strip
	20Ft.	200019	Spacer
	1	502037	Windshield Wiper Spacer
	1	290417	Wiper Blade
	1	291089	Adjustable Light
	1	291114	Flasher and Side Marker Light
	1	478902	No. 3 x 1/2 Pan Head Metal Screw
	1	470067	1/4 I.D. Rubber Grommet
	1	650524	Rear View Mirror
	1	659008	Windshield Wiper Motor
	1	658013	Wiper Arm
	1	659402	Cab Weldment
	1	659421	Worklight Bracket Cover
	1	659424	Rear Cab Glass
	1	659425	Front Cab Glass
	1	659467	Cab Foam Keeper Angle
	4	900270	1/2 UNC x 3 Hex Bolt
	4	914008	1/2 UNC Lock Nut
	4	422349	1/4 x 3/4 Self-Tapping Screw
	10	420118	1/4 UNC x 3/4 Flanged Bolt
	1	914000	1/4 UNC Lock Nut
	1	900005	1/4 UNC x 1 1/2 Hex Bolt
	10	485052	1/8 x 3/8 Pop Rivet



OPERATOR STATION ASSEMBLY

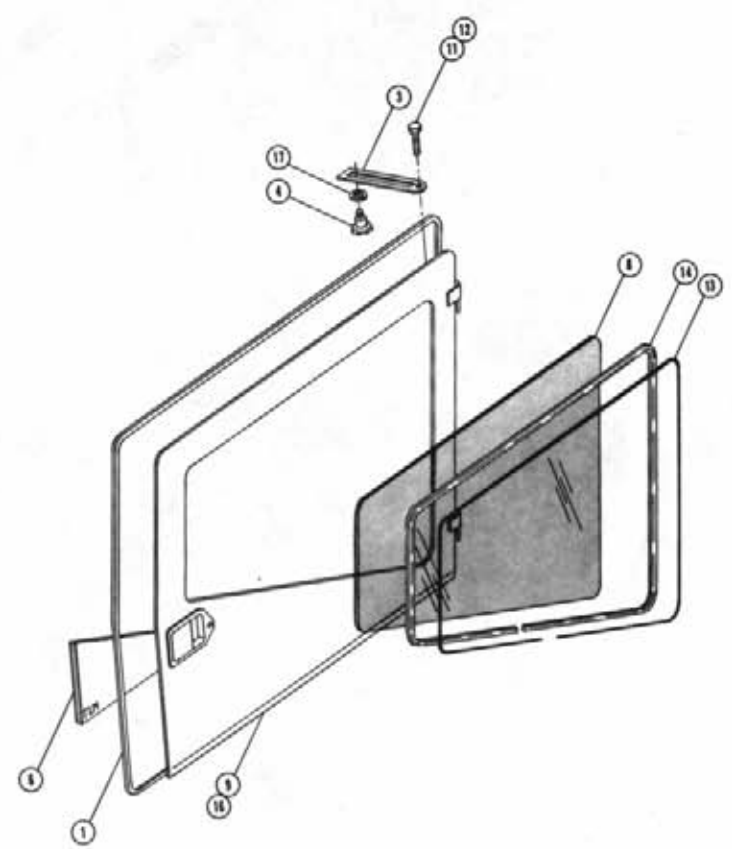
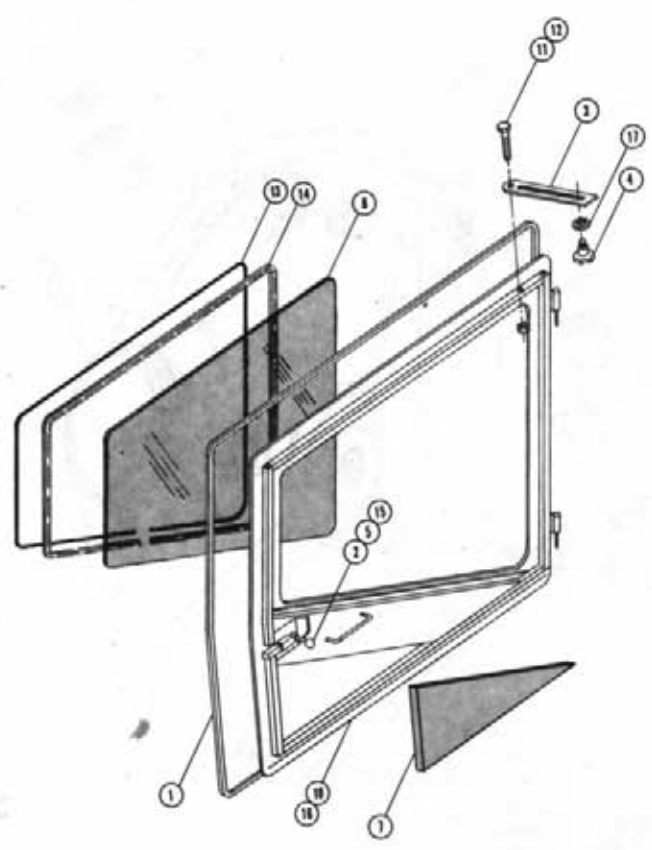
Det.	Qty.	P/N	Description
1	1	341188	Console Throttle Cable Mount Angle
2	1	341188	Operator Station Weldment
3	1	472221	10-32 x 1 Round Head Machine Screw
4	1	473995	6-32 x 1 1/8 Hex Head Machine Screw
5	1	473921	10-32 Ball Joint
6	1	499001	Spring
7	1	606772	Hydrostatic Control Head
8	1	659292	1 7/8 Dia. Ball Knob
9	1	659629	Left Operator Station Panel
10	1	659579	Foam 2 In. x 40 In.
11	1	785040	Throttle Lever Weldment
12	1	785046	Friction Disc
13	1	785051	Hydrostatic Control Mount Weldment
14	1	785053	Hydrostatic Cable 95 In.
15	1	900000	1/4 UNC x 1/2 Hex Bolt
16	1	900170	3/8 UNC x 2 1/4 Hex Bolt
17	1	472221	10-32 x 3/4 Pan Head Machine Screw
18	1	910001	1/8-28 Hex Nut
19	1	910022	6-32 Hex Nut
20	1	915000	1/4 UNC Lock Nut
21	1	900002	1/4 UNC x 3/4 Hex Bolt
22	1	914027	10-32 Lock Nut
23	1	916009	3/8 UNC Lock Nut
24	1	920000	1/4 Flat Washer
25	1	920510	No. 10 Lock Washer
26	1	920010	No. 10 Flat Washer
27	1	900065	5/16 UNC x 1 Hex Bolt
28	1	520121	Cushion Hose Clamp
29	1	900003	1/4 UNC x 1 Hex Bolt
30	1	900129	3/8 UNC x 1 Hex Bolt
31	1	659628	Right Operator Station Panel
32	1	290107	Ground Strap
33	1	341404	Operator Station Step Weldment
34	1	341414	Front Operator Station Step Brace
35	1	341415	Rear Operator Station Step Brace
36	1	310841	Engine Pad
37	1	826108	Brake Lever Assembly
38	1	900266	1/2 UNC x 1 3/4 Hex Bolt
39	1	914008	1/2 UNC Lock Nut
40	1	472349	1/4 UNC x 3/4 Self-Tapping Screw
41	1	470118	1/4 UNC x 3/4 Flanged Hex Bolt
42	1	470086	1/4 UNC Nutsert
43	1	330012	Suspension Seat
44	1	341125	Seat Mount Channel
45	1	826366	190 In. Brake Cable
46	1	900064	5/16 UNC x 3/4 Hex Bolt
47	1	900067	5/16 UNC x 1/2 Hex Bolt
48	1	914002	5/16 UNC Lock Nut
49	1	290412	Dimmer Switch
50	1	293006	Micro Switch
51	1	785054	Throttle Cable 128 In.

Note: Items 33, 34, and 35 are used only on the 8370 machines.



AIR CONDITIONER ASSEMBLY AND ROOF

Det.	Qty.	P/N	Description
1	1	657303	Air Conditioner Evaporator Kit
2	1	659291	3/8 x 1 Ball Knob
3	1	659439	Air Conditioner Housing Mount Weldment
4	1	659442	Outside Air Slide Weldment
5	1	659445	Cab Roof Weldment
6	1	659448	Right Cab Roof Gusset
7	1	659449	Left Cab Roof Gusset
8	2	900130	3/8 UNC x 1 1/4 Hex Bolt
9	2	920002	3/8 SAE Flat Washer
10	12	470118	1/4 UNC x 3/4 Flanged Hex Bolt
11	2	914000	1/4 UNC Lock Nut
12	2	900000	1/4 UNC x 1/2 Hex Bolt
13	19	472349	1/4 x 3/4 Self-Tapping Screw
14	4	520117	5/8 Cushion Hose Clamp
15	12	470121	1/4-20 Flanged Lock Nut

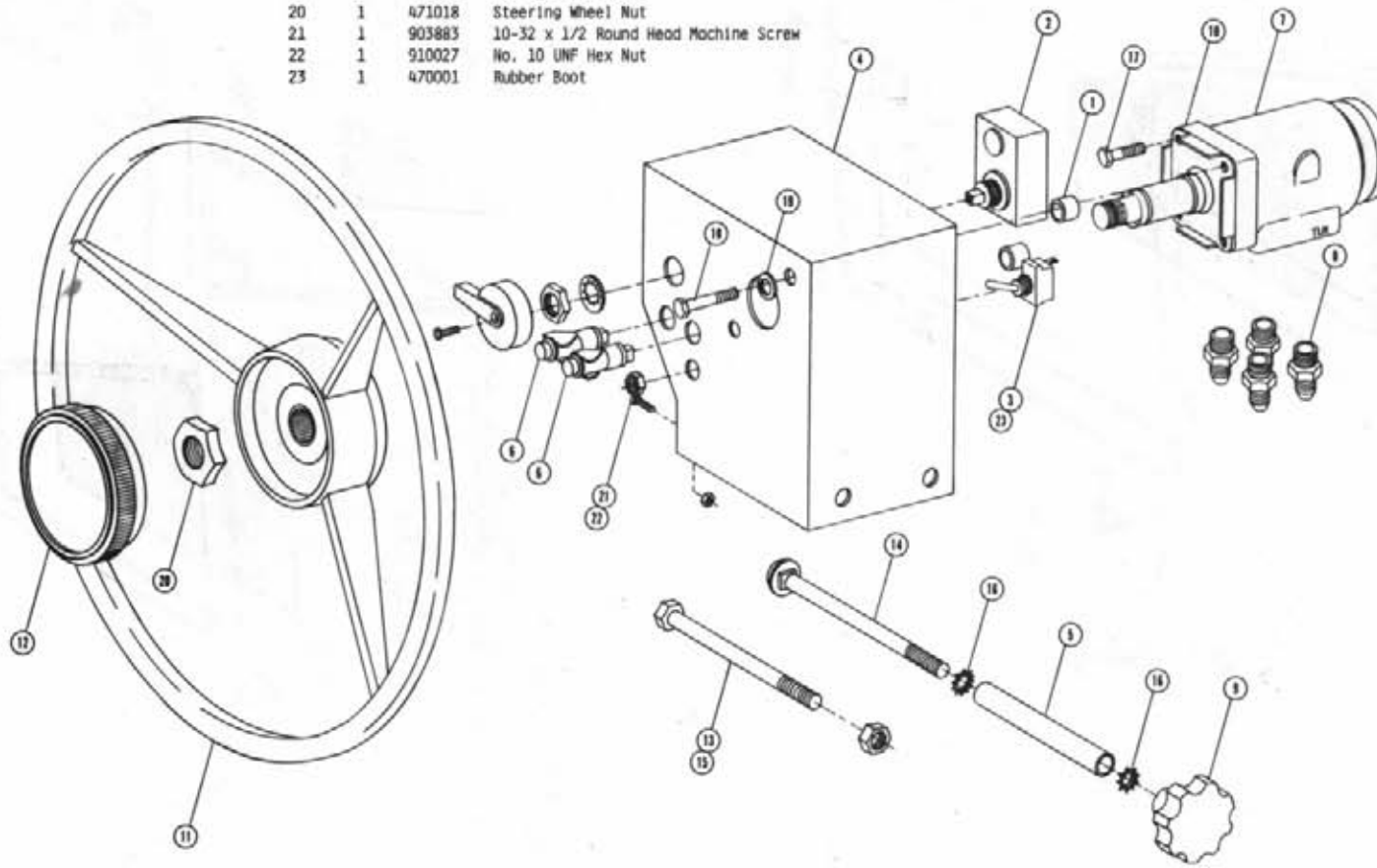


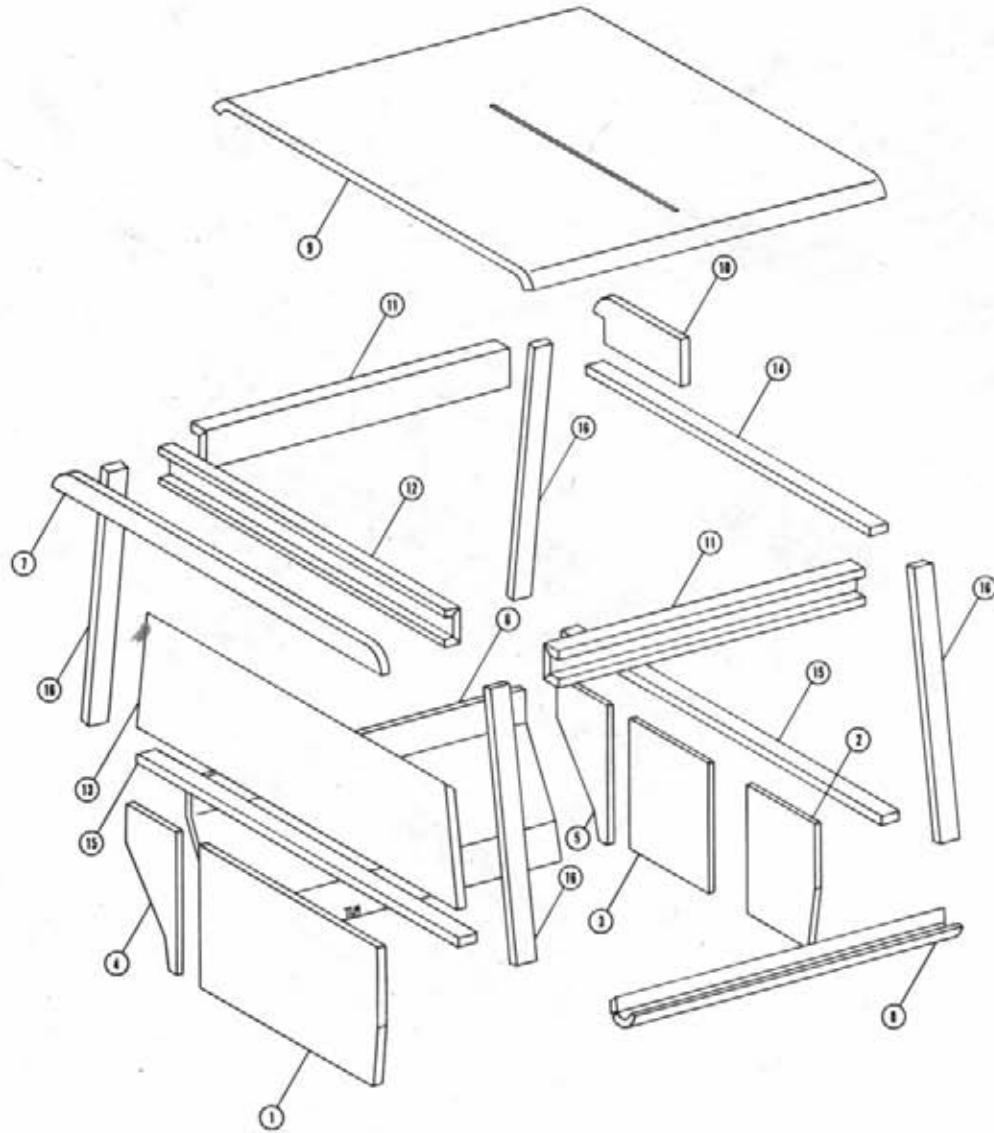
DOOR ASSEMBLY

Det.	Qty.	P/N	Description
1	24Ft.	193028	Snap-On Seal
2	2	470077	3/8 UNC x 1 3/4 Stud
3	2	659159	Door Catch Slide
4	2	470024	3/8 UNC Plastic Knob
5	2	659292	1 7/8 Ball Knob
6	1	659384	Foam, Right Door Panel
7	1	659386	Foam, Left Door Panel
8	2	659426	Cab Door Glass
9	1	659427	Right Cab Door Weldment
10	1	659436	Left Cab Door Weldment
11	2	900004	1/4 UNC x 1 1/4 Hex Bolt
12	2	914000	1/4 UNC Lock Nut
13	18Ft.	192001	Filler Strip
14	18Ft.	193018	Self Seal Weather Strip
15	2	910004	3/8 UNC Hex Nut
16	4	485052	1/8 x 3/8 Pop Rivet
17	2	920002	3/8 Flat Washer

STEERING WHEEL ASSEMBLY

Det.	Qty.	P/N	Description
1	2	200464	Spacer
2	1	291088	Flasher/Turn Signal Switch
3	1	298012	Toggle Switch
4	1	341180	Steering Column Cover Weldment
5	1	001266	Spacer Tube
6	2	390318	Indicator Light
7	1	610318	Steering Motor
8	4	618109	3/4 MOR x 9/16 MJIC
9	1	742502	Steering Adjustment Knob
10	1	749178	Steering Column
11	1	749192	Steering Wheel
12	1	749195	Steering Wheel Cap
13	1	900277	1/2 UNC x 5 1/2 Hex Bolt
14	1	901276	1/2 UNC x 5 Carriage Bolt
15	1	914008	1/2 UNC Lock Nut
16	2	470123	Star Washer
17	2	900128	3/8 UNC x 3/4 Hex Bolt
18	2	900130	3/8 UNC x 1 1/4 Hex Bolt
19	2	920002	5/8 SAE Flat Washer
20	1	471018	Steering Wheel Nut
21	1	903883	10-32 x 1/2 Round Head Machine Screw
22	1	910027	No. 10 UNF Hex Nut
23	1	470001	Rubber Boot



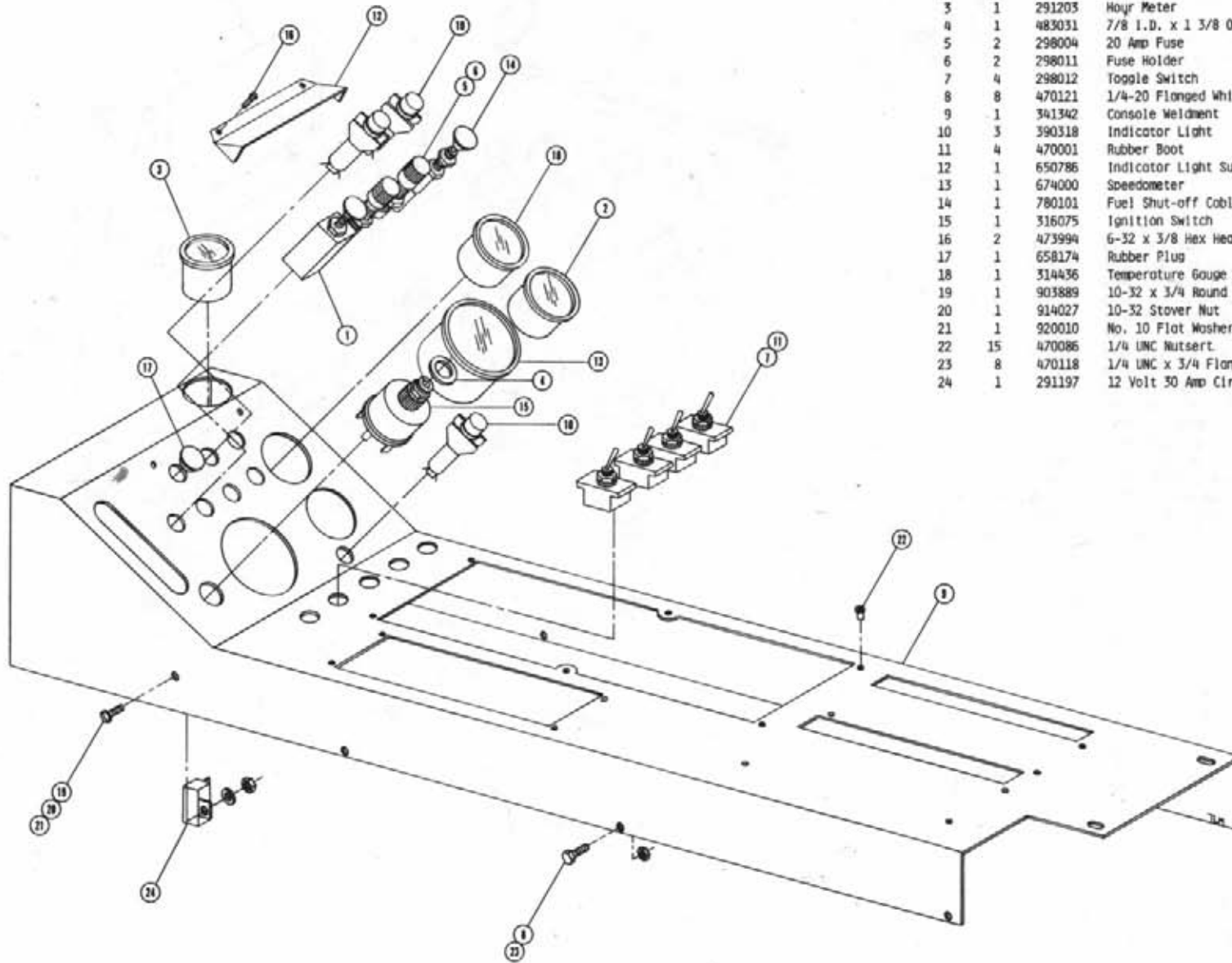


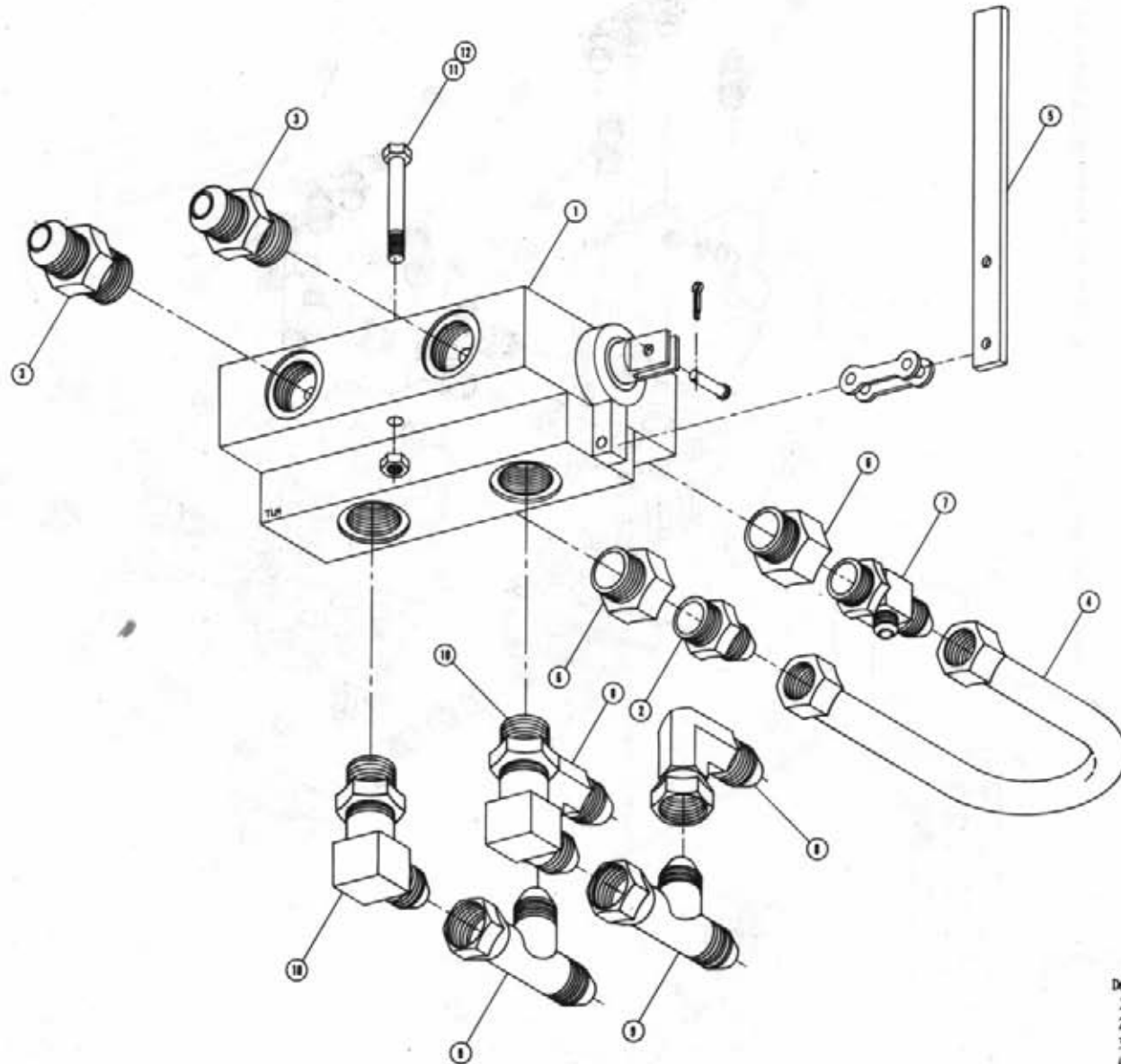
CAB FOAM

Det.	Qty.	P/N	Description
1	1	659597	Foam, Center Rear Operator Station
2	1	659594	Foam, Right Front Operator Station
3	1	659593	Foam, Center Front Operator Station
4	1	659596	Foam, Left Rear Operator Station
5	1	659595	Foam, Left Front Operator Station
6	1	659598	Foam, Left Side Panel
7	1	659381	Foam, Rear Top Crossmember
8	1	659599	Foam, Console Side
9	1	659383	Foam, Cab Roof
10	1	659385	Foam, Left Top Cab Corner
11	2	659392	Foam, Upper Side Frame
12	1	659393	Foam, Upper Rear Frame
13	1	659394	Foam, Lower Rear Window Panel
14	1	659396	Foam, Cab Tube 37.25 Long
15	2	659397	Foam, Cab Tube 42.75 Long
16	4	659398	Foam, Cab Tube 32.25 Long

CONSOLE ASSEMBLY

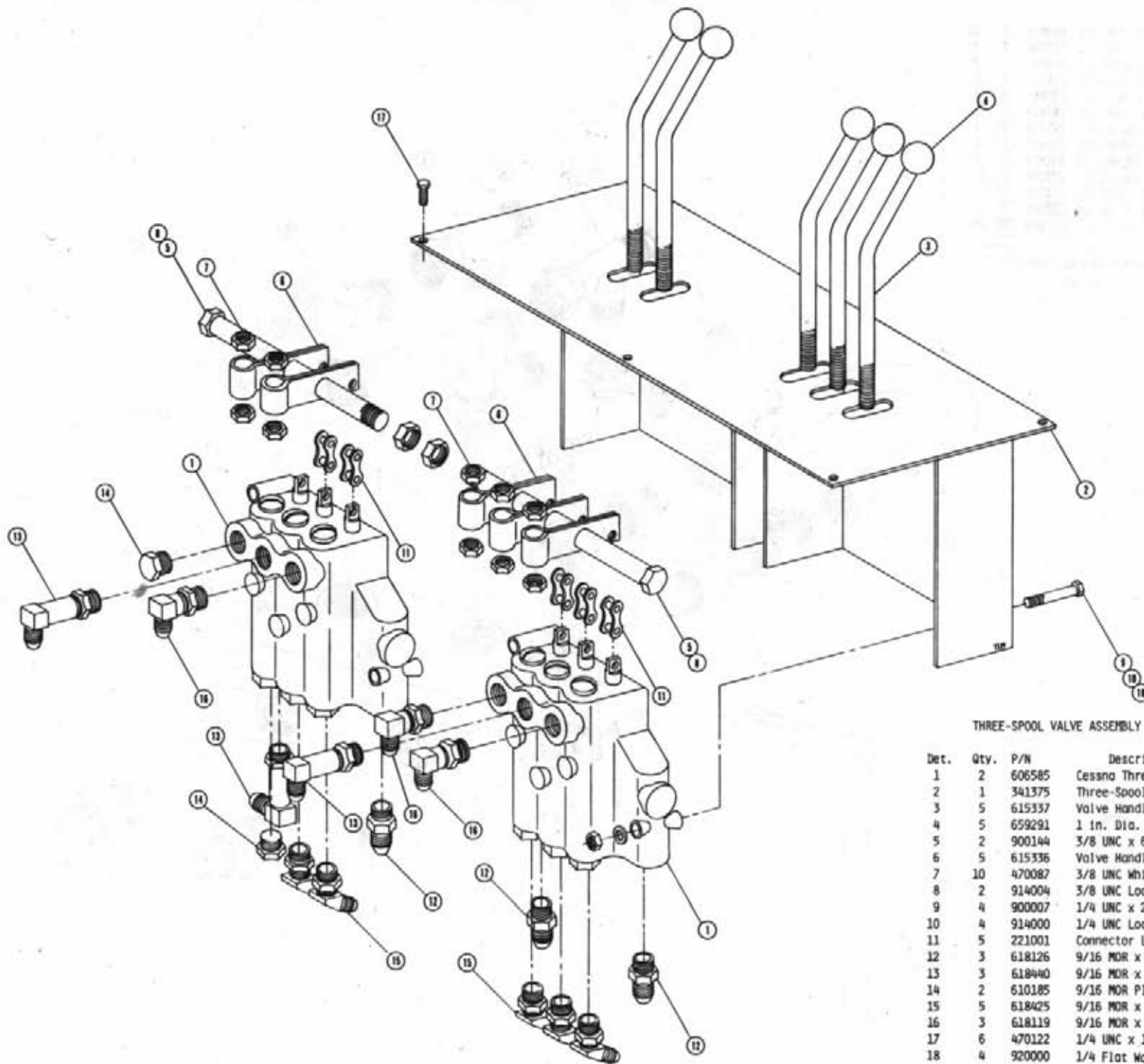
Det.	Qty.	P/N	Description
1	1	290046	Two-Position Light Switch
2	1	290401	Fuel Gauge
3	1	291203	Hour Meter
4	1	483031	7/8 I.D. x 1 3/8 O.D. Washer
5	2	298004	20 Amp Fuse
6	2	298011	Fuse Holder
7	4	298012	Toggle Switch
8	8	470121	1/4-20 Flanged Whiz Nut
9	1	341342	Console Weldment
10	3	390318	Indicator Light
11	4	470001	Rubber Boot
12	1	650786	Indicator Light Sun Shield
13	1	674000	Speedometer
14	1	780101	Fuel Shut-off Cable - 144 in.
15	1	316075	Ignition Switch
16	2	473994	6-32 x 3/8 Hex Head Metal Screw
17	1	658174	Rubber Plug
18	1	314436	Temperature Gauge
19	1	903889	10-32 x 3/4 Round Head Machine Screw
20	1	914027	10-32 Stover Nut
21	1	920010	No. 10 Flat Washer
22	15	470086	1/4 UNC Nutsert
23	8	470118	1/4 UNC x 3/4 Flanged Hex Bolt
24	1	291197	12 Volt 30 Amp Circuit Breaker





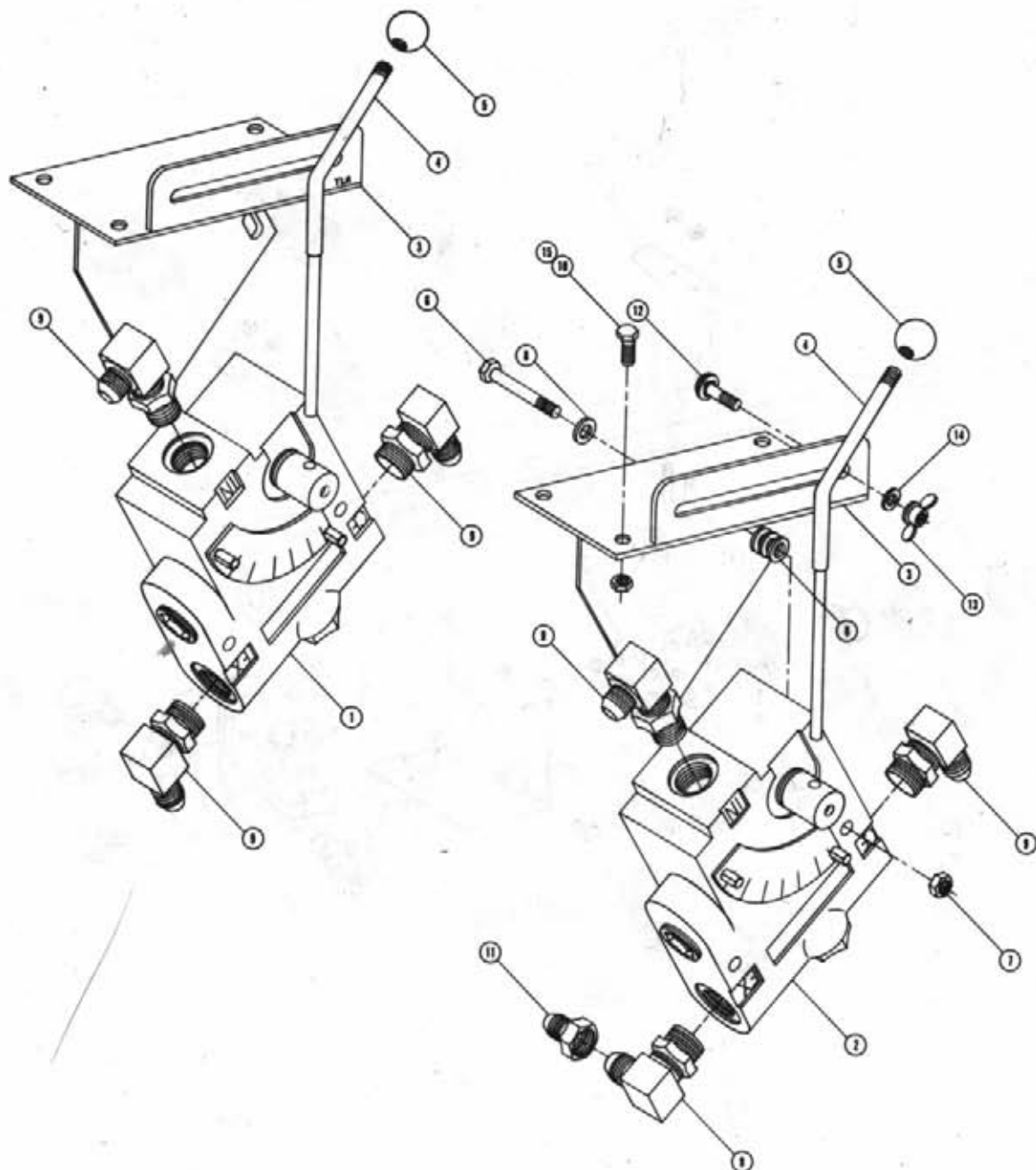
Four-Wheel Drive Selector Valve Assembly

Det. Qty.	P/N	Description
1	606003	Gresen Selector Valve
2	611126	7/8 MOR x 7/8 MJIC
3	611127	1 1/16 MOR x 1 1/16 MJIC
4	614198	Four-Wheel Drive U-Tube
5	615592	Four-Wheel Drive Selector Valve Handle
6	618132	1 1/16 MOR x 7/8 FOR Reducer
7	618287	7/8 MOR x 7/8 MJIC x 9/16 MJIC Tee
8	618301	7/8 MJIC x 90° x 7/8 FJIC Swivel
9	618333	7/8 MJIC Swivel Run Tee
10	618535	1 1/16 MOR x 90° x 7/8 MJIC
11	900135	3/8 UNC x 2 3/4 Hex Bolt
12	914004	3/8 UNC Lock Nut



THREE-SPOOL VALVE ASSEMBLY

Det.	Qty.	P/N	Description
1	2	606585	Cessna Three-Spool Valve
2	1	341375	Three-Spool Valve Mount Weldment
3	5	615337	Valve Handle
4	5	659291	1 in. Dia. Ball
5	2	900144	3/8 UNC x 6 1/2 Hex Bolt
6	5	615336	Valve Handle Link
7	10	470087	3/8 UNC Whiz Nut
8	2	914004	3/8 UNC Lock Nut
9	4	900007	1/4 UNC x 2 Hex Bolt
10	4	914000	1/4 UNC Lock Nut
11	5	221001	Connector Link Clip
12	3	618126	9/16 MOR x 9/16 MJIC
13	3	618440	9/16 MOR x 90° x 9/16 MJIC Long
14	2	610185	9/16 MOR Plug
15	5	618425	9/16 MOR x 45° x 9/16 MJIC
16	3	618119	9/16 MOR x 90° x 9/16 MJIC
17	6	470122	1/4 UNC x 1/2 Flange Head Bolt
18	4	920000	1/4 Flat Washer



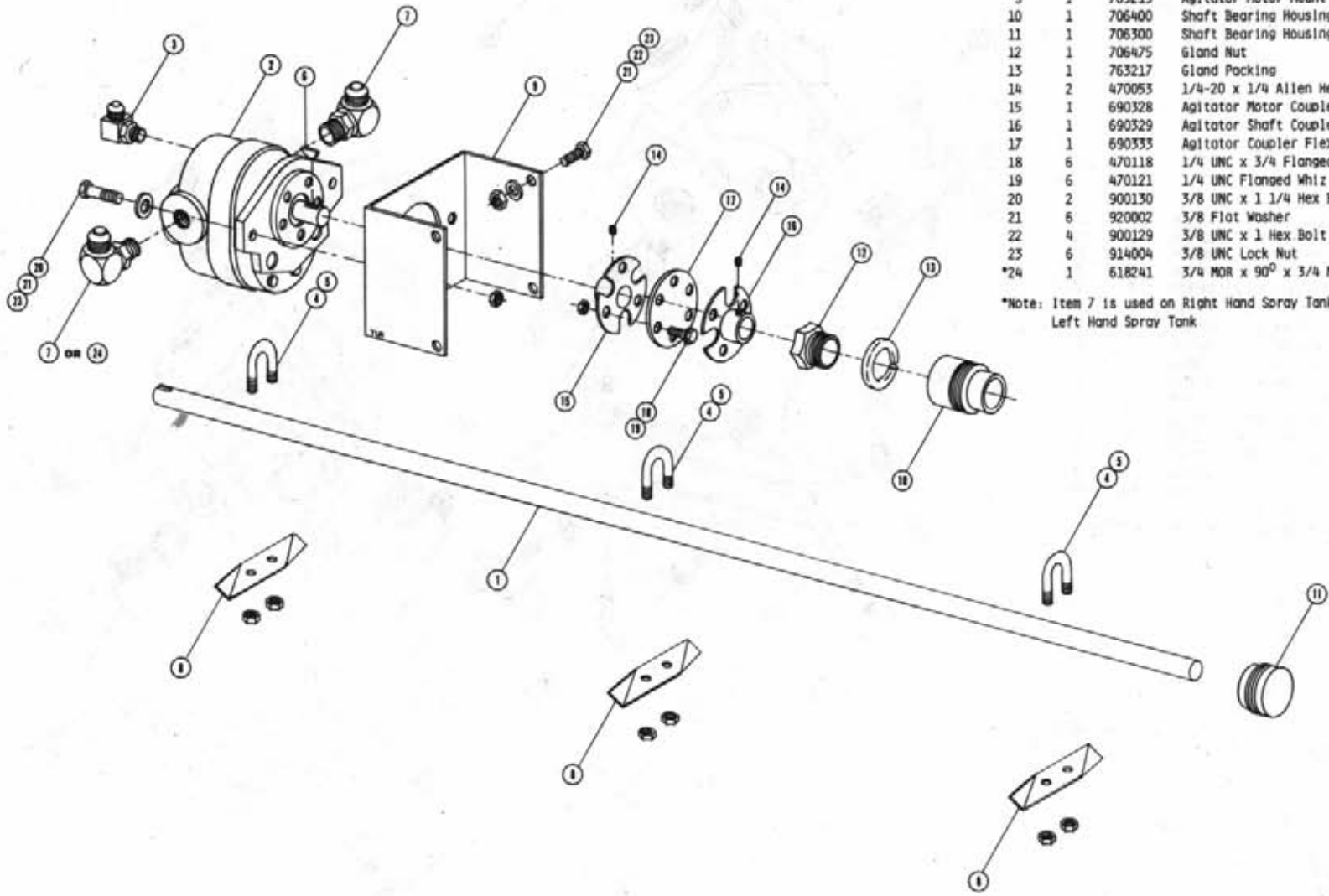
VARIABLE FLOW CONTROL ASSEMBLIES

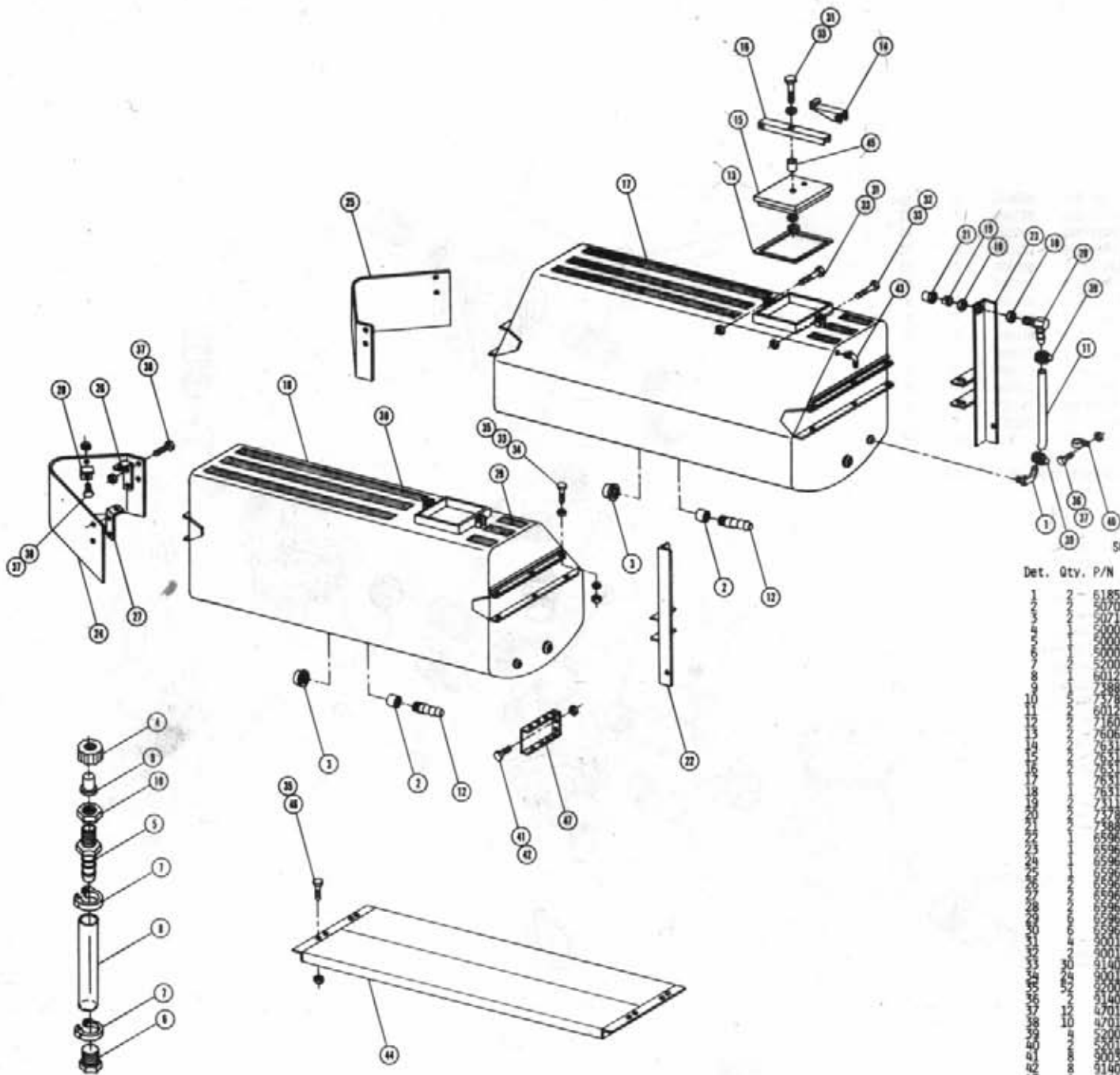
Det.	Qty.	P/N	Description
1	1	606818	Solution Variable Flow Control
2	1	606827	Agitator Variable Flow Control
3	2	606837	Flow Control Mount Weldment
4	2	615491	Flow Control Lever Weldment
5	2	659291	1 in. Dia. Ball Knob
6	4	900010	1/4 UNC x 3 Hex Bolt
7	4	914000	1/4 UNC Lock Nut
8	16	920000	1/4 SAE Flat Washer
9	6	618183	7/8 MOR x 90° x 3/4 MJIC
10	6	470118	1/4 UNC x 3/4 Flanged Head Bolt
11	1	618482	3/4 FJIC x 9/16 MJIC
12	2	901064	5/16 UNC x 3/4 Carriage Bolt
13	2	473900	5/16 UNC Wing Nut
14	2	920002	3/8 Flat Washer
15	6	470121	1/4 UNC Flanged Whiz Nut

AGITATOR ASSEMBLY

Det.	Qty.	P/N	Description
1	1	763216	Agitator Shaft
2	1	610044	Hydraulic Motor
3	1	618119	9/16 MOR x 90° x 9/16 MJIC
4	6	470089	1/4 UNC SS Lock Nut
5	3	470092	1/4 UNC x 3/4 x 1 1/4 SS U-Bolt
6	1	472003	No. 9 Woodruff Key
*7	2	618115	3/4 MOR x 90° x 9/16 MJIC
8	3	763027	Agitator Impeller
9	1	763213	Agitator Motor Mount
10	1	706400	Shaft Bearing Housing
11	1	706300	Shaft Bearing Housing Assembly
12	1	706475	Gland Nut
13	1	763217	Gland Packing
14	2	470053	1/4-20 x 1/4 Allen Head Set Screw
15	1	690328	Agitator Motor Coupler Half
16	1	690329	Agitator Shaft Coupler Half
17	1	690333	Agitator Coupler Flex Disk
18	6	470118	1/4 UNC x 3/4 Flanged Hex Bolt
19	6	470121	1/4 UNC Flanged Whiz Nut
20	2	900130	3/8 UNC x 1 1/4 Hex Bolt
21	6	920002	3/8 Flat Washer
22	4	900129	3/8 UNC x 1 Hex Bolt
23	6	914004	3/8 UNC Lock Nut
*24	1	618241	3/4 MOR x 90° x 3/4 MJIC

*Note: Item 7 is used on Right Hand Spray Tank and Item 24 is used on Left Hand Spray Tank

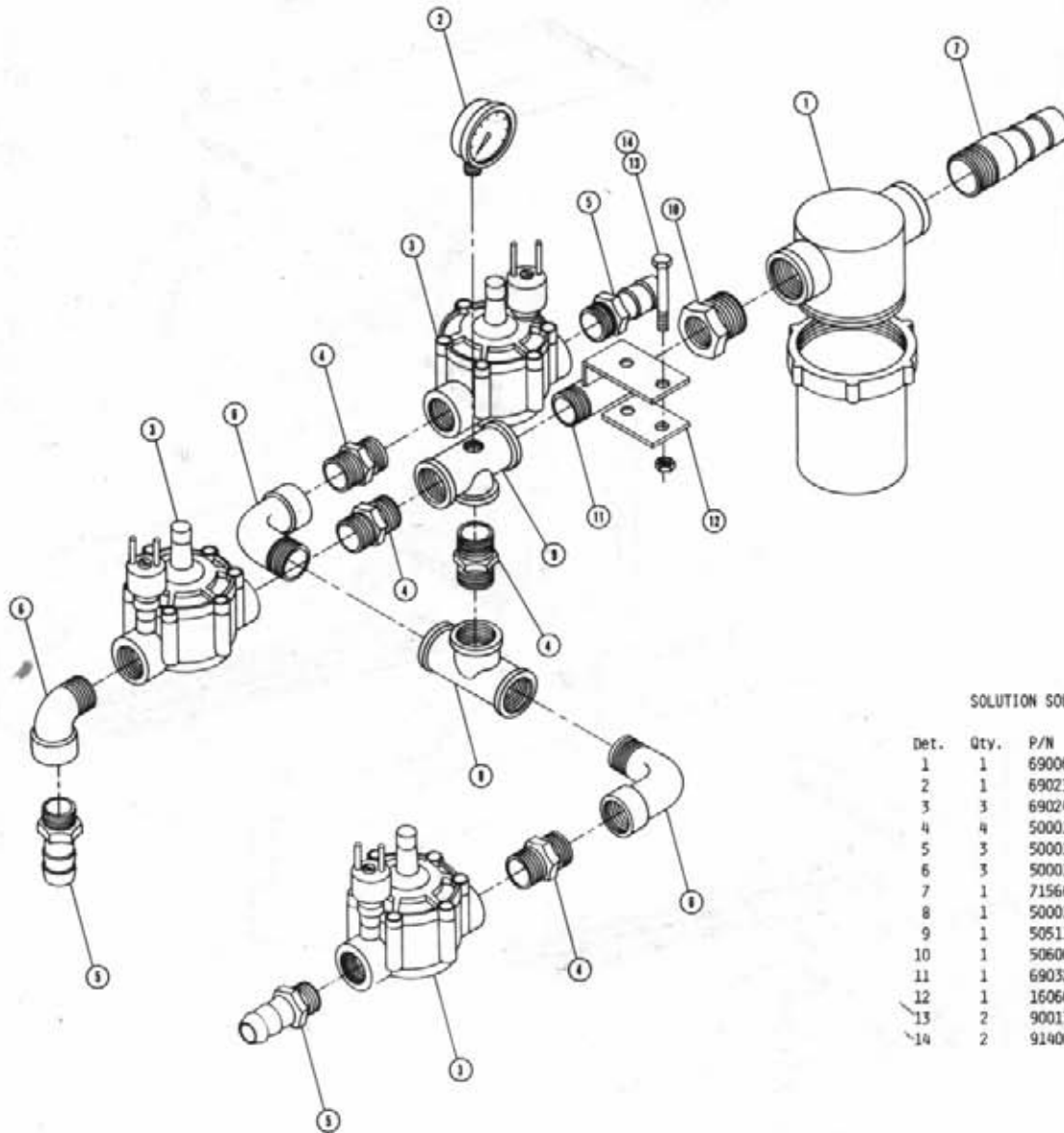




SOLUTION TANK ASSEMBLY

Det.	Qty.	P/N	Description
1	2	618556	1/4 NPT x 90° x 1/2 Nylon Hose Barb
2		507025	1 1/2 NPT Pipe Coupler
3		507100	1 1/2 NPT Pipe Cap
4		500005	11/16 Nylon Swivel Nut
5		500006	11/16 NPS x 3/8 Hose Barb
6		500007	1/8 MNPT Nylon Hex Plug
7		520003	No. 6 Vinyl Snap Clamp
8		601216	Vent Hose
9		738659	Nylon Screen Assembly
10		737838	1 1/16 Nut
11		601245	1/2 x 42 In. Sight Gauge Hose
12		716003	1 1/2 x 1 1/2 Hose Barb
13		760651	Tank Lid Gasket
14		753163	Spray Tank Latch Handle
15		753164	Spray Tank Lid Weldment
16		753166	Tank Lid Channel
17		753196	Right Spray Tank Weldment
18		753197	Left Spray Tank Weldment
19		731109	FS9 90 Nylon Tip
20		737856	1/2 Connector Nozzle
21		738656	1/16 Steel Cap Nut
22		659670	Left Sight Gauge Mount
23		659669	Right Sight Gauge Mount
24		659668	Left Solution Tank Shield
25		659667	Right Solution Tank Shield
26		659666	Inside Mounting Bracket Tank Shield
27		659665	Outside Mounting Bracket Tank Shield
28		659664	Top Bracket Solution Tank Shield
29		659677	4 x 9 Safety Walk
30		659678	4 x 40 Safety Walk
31		900134	3/8 UNC x 2 1/2 Hex Bolt
32		900138	3/8 UNC x 5 1/2 Hex Bolt
33		914009	3/8 UNC Lock Nut
34		900130	3/8 UNC x 1 3/4 Hex Bolt
35		920002	3/8 Flat Washer
36		914000	1/4 UNC Stover Nut
37	12	470118	1/4 UNC x 3/4 Flanged Hex Bolt
38	10	470121	1/4 UNC Flanged Whiz Nut
39		520069	No. 6 Hose-Clamp
40		520117	5/8 Cushion Hose Clamp
41		900335	5/8 UNC x 1 1/2 Hex Bolt
42		914010	5/8 UNC Stover Nut
43		500016	1/8 NPT x 90° x 1/4 Hose Barb
44		341437	Catwalk Weldment
45		601231	1/2 x 2 High Pressure EPDM Hose
46		900129	5/8 UNC x 1 Hex Bolt
47	4	341434	Tank Mount Extension Channel Weldment

Note: Item 44 is used with 8380 Machines

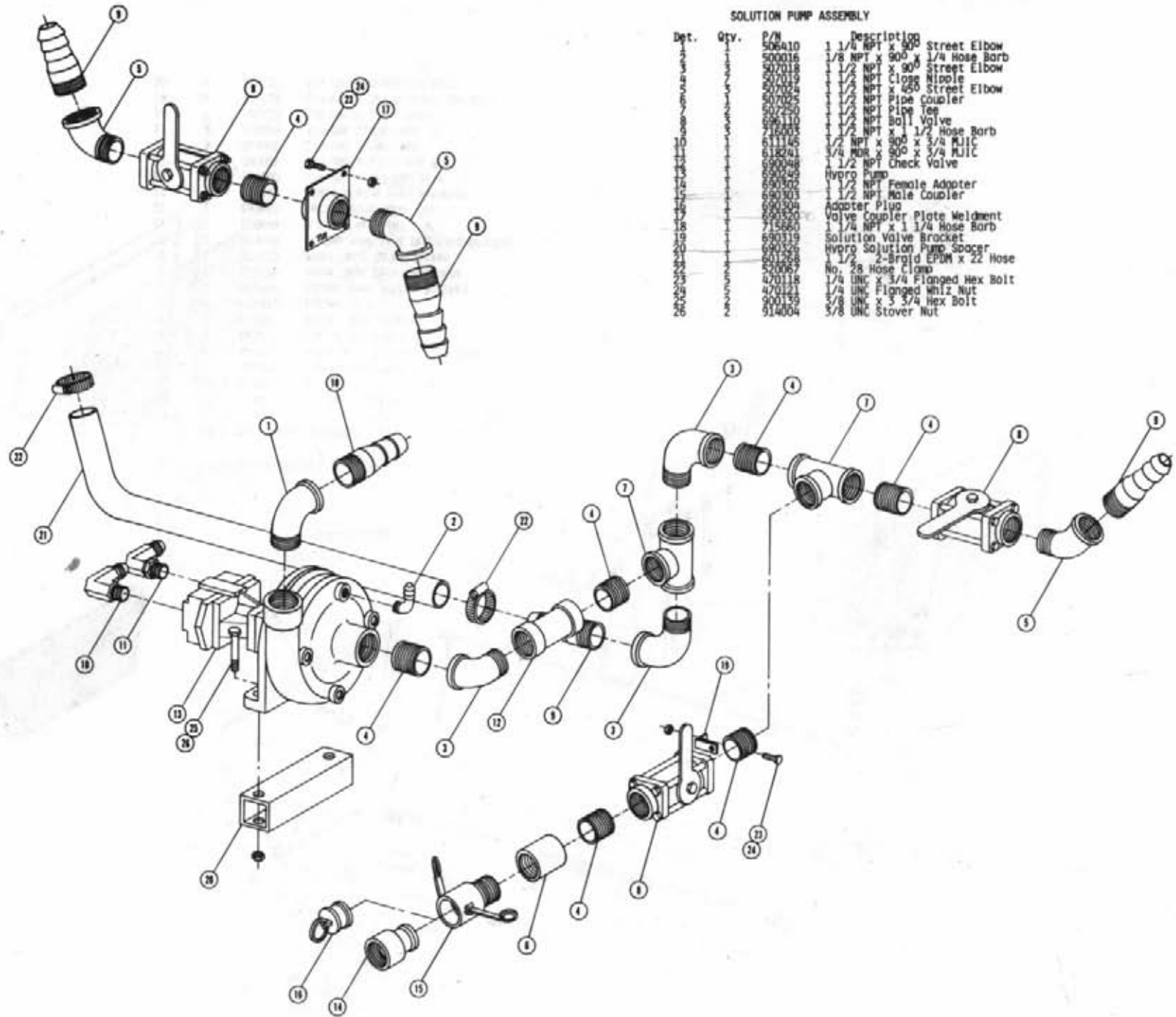


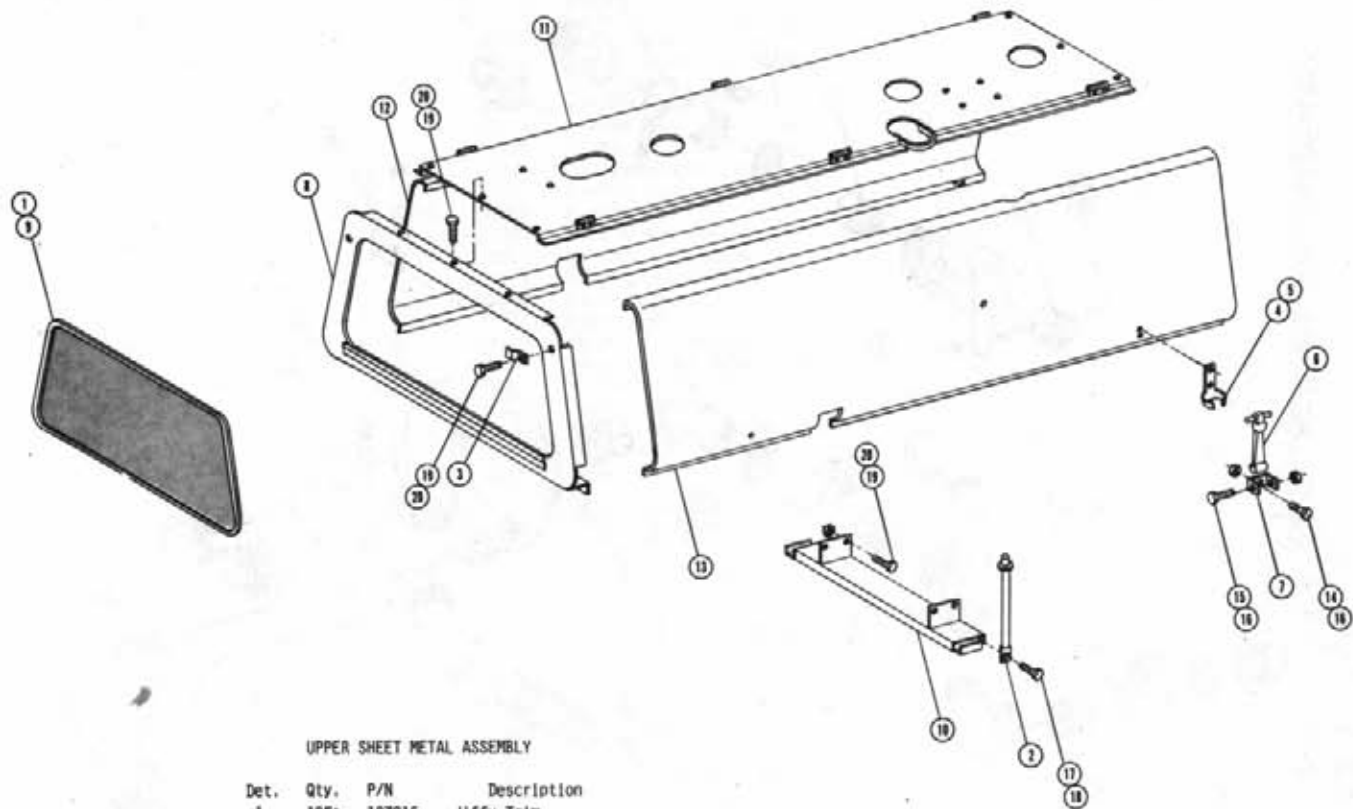
SOLUTION SOLENOID ASSEMBLY

Det.	Qty.	P/N	Description
1	1	690060	Line Strainer
2	1	690239	Pressure Gauge
3	3	690247	Solution Solenoid Valve
4	4	500013	1 NPT Nylon Hex Pipe Nipple
5	3	500011	1 NPT x 3/4 Nylon Hose Barb
6	3	500014	1 NPT x 90° Nylon Street Elbow
7	1	715660	1 1/4 NPT x 1 1/4 Hose Barb
8	1	500015	1 NPT Nylon Pipe Tee
9	1	505113	1 NPT Nylon Pipe Tee Drilled & Tapped
10	1	506006	1 1/4 NPT to 1 NPT Nylon Reducer Bushing
11	1	690323	Solution Solenoid Mount
12	1	160602	Solution Solenoid Keeper
13	2	900136	3/8 UNC x 3 Hex Bolt
14	2	914004	3/8 UNC Stover Nut

SOLUTION PUMP ASSEMBLY

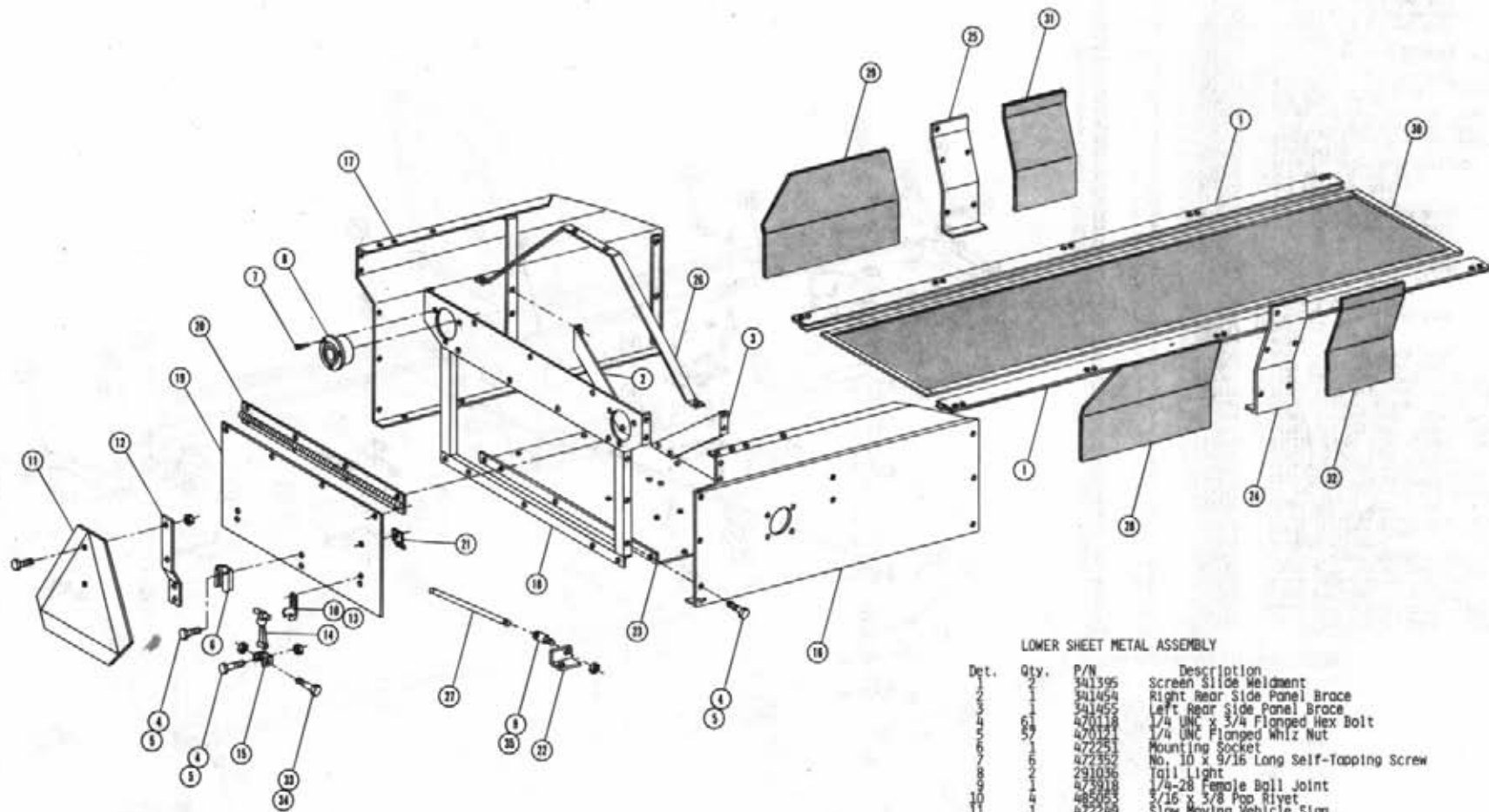
Det.	Qty.	P/N	Description
1	1	506410	1 1/4 NPT x 90° Street Elbow
2	1	500016	1/8 NPT x 90° x 1/4 Hose Barb
3	1	507018	1 1/2 NPT x 90° Street Elbow
4	1	507019	1 1/2 NPT Close Nipple
5	1	507024	1 1/2 NPT x 65° Street Elbow
6	1	507025	1 1/2 NPT Pipe Coupler
7	1	507250	1 1/2 NPT Pipe Tee
8	1	506110	1 1/2 NPT Ball Valve
9	1	716003	1 1/2 NPT x 1 1/2 Hose Barb
10	1	611145	1/2 NPT x 90° x 3/4 MJIC
11	1	618241	3/4 MDR x 90° x 3/4 MJIC
12	1	590048	1 1/2 NPT Check Valve
13	1	590249	Hydro Pump
14	1	590302	1 1/2 NPT Female Adapter
15	1	590303	1 1/2 NPT Male Coupler
16	1	590304	Adapter Plug
17	1	590320	Valve Coupler Plate Weldment
18	1	715660	1 1/4 NPT x 1 1/4 Hose Barb
19	1	590319	Solution Valve Bracket
20	1	590326	Hydro Solution Pump Spacer
21	1	501268	1 1/2 2-Braid EPDM x 22 Hose
22	1	520067	No. 28 Hose Clamp
23	1	470118	1/4 UNC x 3/4 Flanged Hex Bolt
24	1	470121	1/4 UNC Flanged Whiz Nut
25	1	500139	3/8 UNC x 3 3/4 Hex Bolt
26	1	514004	3/8 UNC Stover Nut





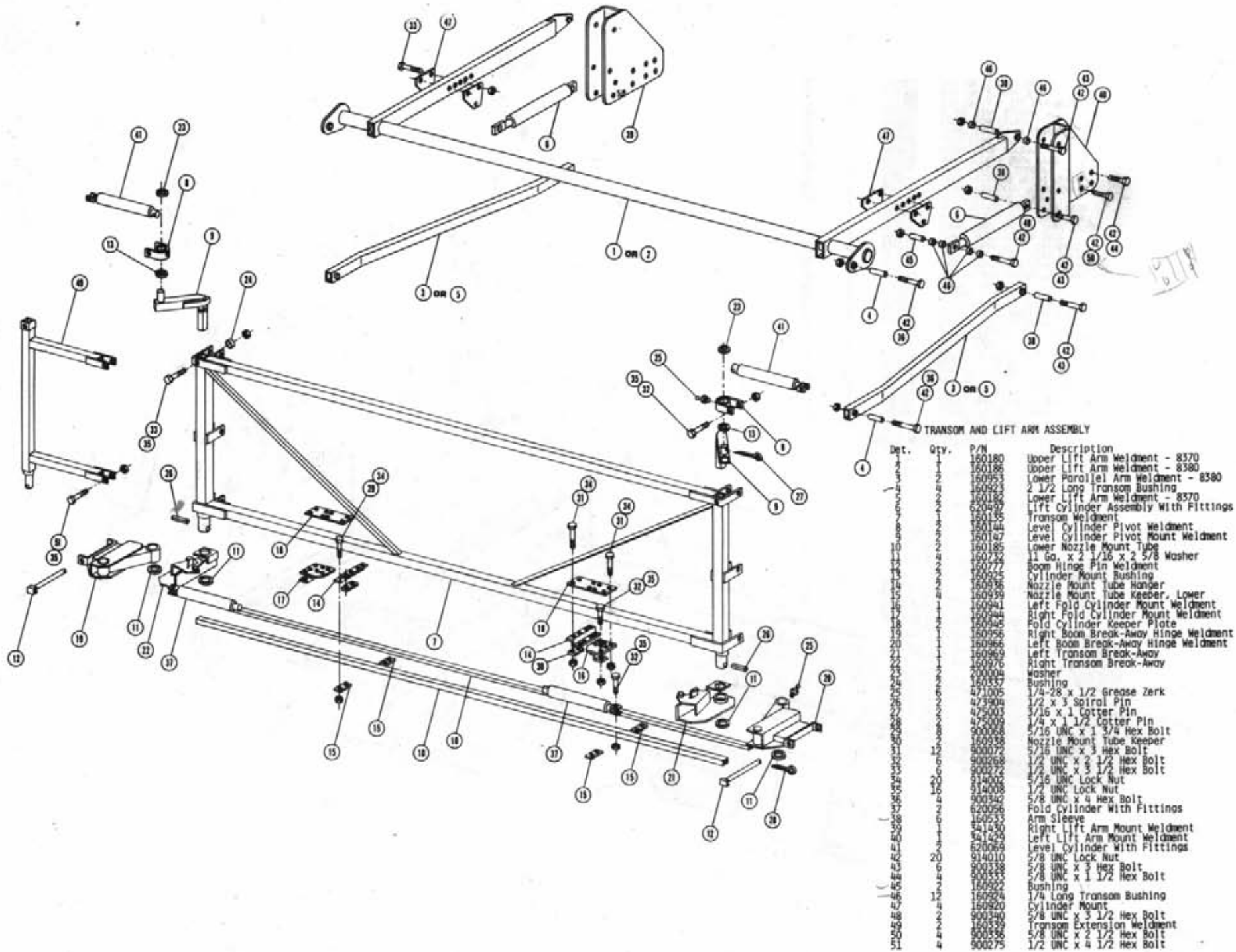
UPPER SHEET METAL ASSEMBLY

Det.	Qty.	P/N	Description
1	12Ft.	193016	Jiffy Trim
2	2	341356	Engine Hood Prop
3	2	470151	Upper Rear Panel Screen Clip
4	8	485053	3/16 x 3/8 Pop Rivet
5	4	656997	Rubber Hook Bracket
6	4	656998	Rubber Hook
7	4	656999	Rubber Hook Anchor Bracket
8	1	659575	Upper Rear Panel Weldment
9	1	659578	Upper Rear Panel Screen
10	1	659649	Engine Hood Prop Mounting Bracket
11	1	659654	Mullion Weldment
12	1	659657	Left Engine Hood
13	1	659662	Right Engine Hood Weldment
14	4	900000	1/4 UNC x 1/2 Hex Bolt
15	4	900005	1/4 UNC x 1 1/2 Hex Bolt
16	8	914000	1/4 UNC Stover Nut
17	2	914004	3/8 UNC Stover Nut
18	2	900129	3/8 UNC x 1 Hex Bolt
19	24	470118	1/4 UNC x 3/4 Flanged Hex Bolt
20	24	470121	1/4 UNC Flanged Hex Bolt



LOWER SHEET METAL ASSEMBLY

Det.	Qty.	P/N	Description
	1	341395	Screen Side Weldment
	2	341454	Right Rear Side Panel Brace
	1	341455	Left Rear Side Panel Brace
	4	470118	1/4 UNC x 3/4 Flanged Hex Bolt
67	1	470121	1/4 UNC Flanged Whiz Nut
	1	472251	Mounting Socket
	6	472352	No. 10 x 9/16 Long Self-Tapping Screw
	8	291036	Tail Light
	9	473918	1/4-28 Female Ball Joint
10	14	485055	5/16 x 3/8 Pop Rivet
11	1	472249	Slow Moving Vehicle Sign
13	3	472250	Spade Mounting Bracket
14	1	656997	Rubber Hook Bracket
15	5	656998	Rubber Hook
16	5	656999	Rubber Hook
17	1	656630	Right Rear Side Panel Anchor Bracket
18	1	656631	Left Rear Side Panel Weldment
19	1	656637	Lower Rear Panel Weldment
20	1	656641	Lower Rear Access Door
21	1	656642	Lower Rear Access Door Hinge
22	1	656643	Rear Access Door Prop Mount
23	1	656644	Rear Access Door Prop Stop
24	1	656645	Solution Pump Base
25	1	656646	Right Radiator Mount Cover
26	1	656647	Left Radiator Mount Cover
27	1	656648	Rear Mullion Support
28	1	656658	Rear Access Door Prop
29	1	656659	Right Side Screen
30	1	656660	Left Side Screen
31	1	656676	Lower Screen Weldment
32	1	656660	Left Side Screen
33	2	656661	Right Side Screen
34	2	900005	1/4 UNC x 1 1/2 Hex Bolt
35	1	914000	1/4 UNF Stover Nut
		914001	1/4 UNF Stover Nut

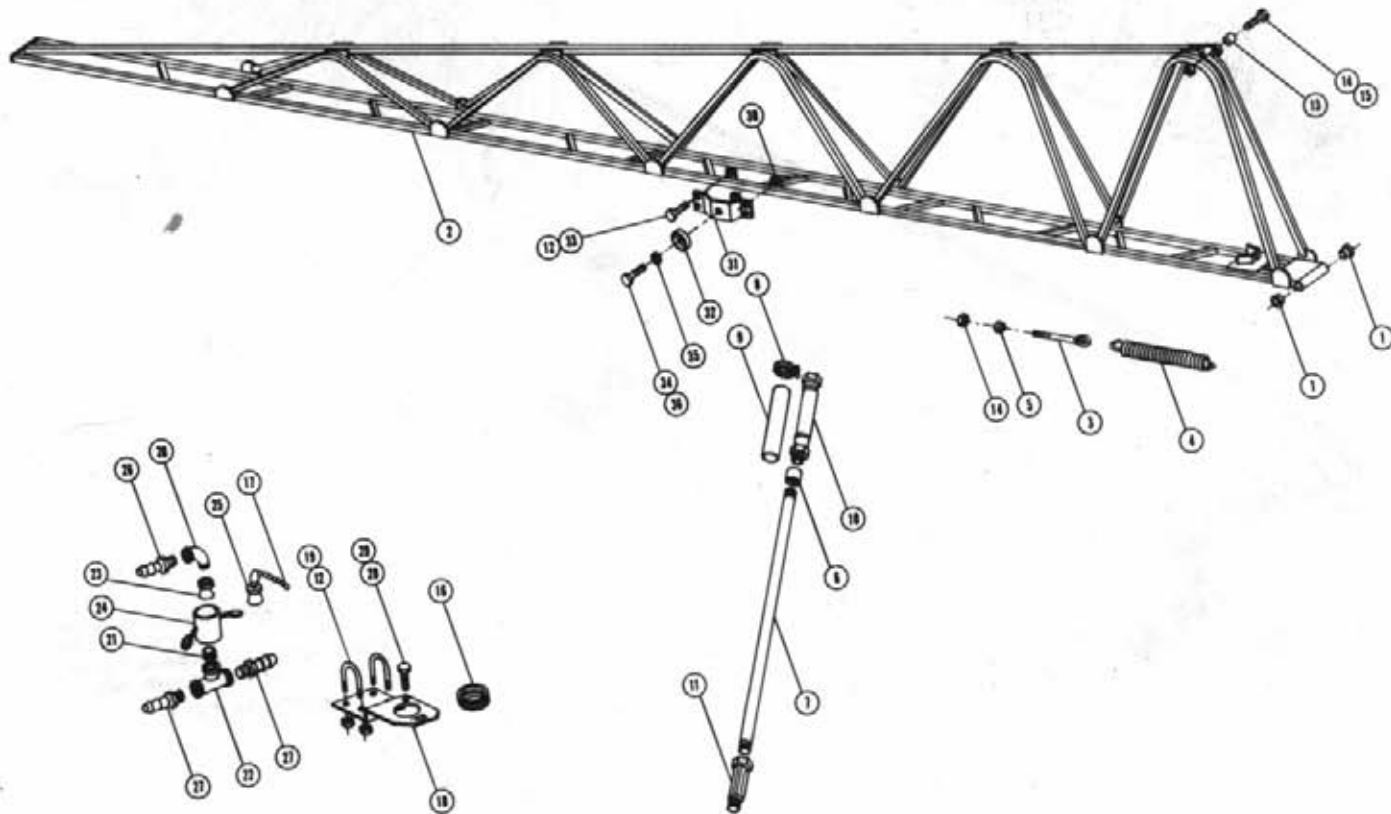


TRANSOM AND LIFT ARM ASSEMBLY

Det.	Qty.	P/N	Description
1	1	160180	Upper Lift Arm Weldment - 8370
2	2	160186	Upper Lift Arm Weldment - 8380
3	2	160953	Lower Parallel Arm Weldment - 8380
4	2	160923	2 1/2 Long Transom Bushing
5	2	160182	Lower Lift Arm Weldment - 8370
6	2	620497	Lift Cylinder Assembly With Fittings
7	1	160135	Transom Weldment
8	1	160144	Level Cylinder Pivot Weldment
9	1	160147	Level Cylinder Pivot Weldment
10	1	160185	Lower Nozzle Mount Tube
11	2	160732	1/4 x 2 1/16 x 2 5/8 Washer
12	2	160777	Boom Hinge Pin Weldment
13	2	160925	Cylinder Mount Bushing
14	2	160936	Nozzle Mount Tube Hanger
15	2	160939	Nozzle Mount Tube Keeper, Lower
16	2	160941	Left Fold Cylinder Mount Weldment
17	2	160944	Right Fold Cylinder Mount Weldment
18	2	160945	Fold Cylinder Keeper Plate
19	2	160956	Right Boom Break-Away Hinge Weldment
20	2	160966	Left Boom Break-Away Hinge Weldment
21	2	160969	Left Transom Break-Away
22	2	160976	Right Transom Break-Away
23	2	200004	Washer
24	2	160337	Bushing
25	2	471005	1/4-28 x 1/2 Grease Zerk
26	2	473904	1/2 x 3 Spiral Pin
27	2	475003	3/16 x 1 Cotter Pin
28	2	475009	1/4 x 1 1/2 Cotter Pin
29	2	900068	5/16 UNC x 1 3/4 Hex Bolt
30	2	160938	Nozzle Mount Tube Keeper
31	12	900072	5/16 UNC x 3 Hex Bolt
32	6	900268	1/2 UNC x 3 1/2 Hex Bolt
33	6	900272	1/2 UNC x 3 1/2 Hex Bolt
34	20	914002	5/16 UNC Lock Nut
35	16	914008	1/2 UNC Lock Nut
36	4	900342	5/8 UNC x 4 Hex Bolt
37	2	620056	Fold Cylinder With Fittings
38	2	160533	Arm Sleeve
39	1	341430	Right Lift Arm Mount Weldment
40	1	341429	Left Lift Arm Mount Weldment
41	2	620069	Level Cylinder With Fittings
42	20	914010	5/8 UNC Lock Nut
43	6	900338	5/8 UNC x 3 Hex Bolt
44	6	900338	5/8 UNC x 3 Hex Bolt
45	12	160522	Bushing
46	12	160524	1/4 Long Transom Bushing
47	4	160920	Cylinder Mount
48	2	900340	5/8 UNC x 3 1/2 Hex Bolt
49	2	160339	Transom Extension Weldment
50	4	900336	5/8 UNC x 2 1/2 Hex Bolt
51	4	900275	1/2 UNC x 4 1/2 Hex Bolt

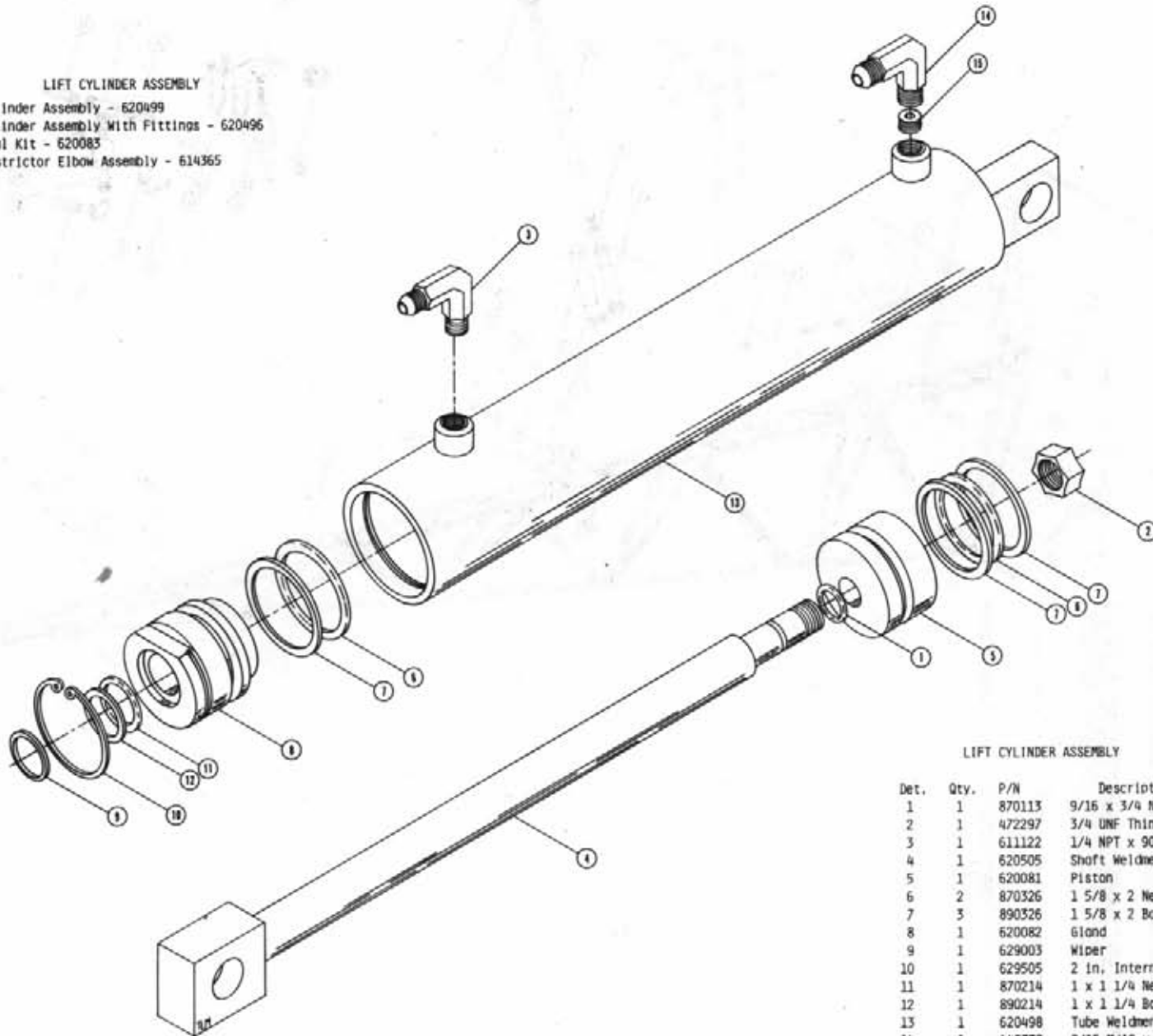
BOOM ASSEMBLY AND SPRAY COMPONENTS

Det.	Qty.	P/N	Description
1	1	127502	Nylon Flange Bearing
2	1	150170	Outer Boom Mount
3	1	150171	1/2 UNC x 9 Eye Bolt
4	1	150172	Room Break-Away Spring
5	1	150173	Room Bolt Swivel
6	1	150174	Room Bolt Swivel
7	1	150175	1/4 Pipe Coupling
8	1	150176	1/4 x 18 Pipe Nipple
9	1	150177	No. 20 Hose Clamp
10	1	150178	Hose 1 x 1/2
11	1	150179	Flex Coupling
12	1	150180	Female Nozzle Body
13	1	150181	5/16 UNC Lock Nut
14	1	150182	Clevis Bushing
15	1	150183	1/2 UNC Lock Nut
16	1	150184	1/2 UNC x 2 Hex Bolt
17	1	150185	Grommet
18	1	150186	Chain
19	1	150187	Fender Tee Mounting Bracket
20	1	150188	5/16 UNC U-Bolt
21	1	150189	3/4 NPT Street Elbow
22	1	150190	3/4 Close Nipple
23	1	150191	3/4 Pipe Tee
24	1	150192	Quick Connect Female Adapter
25	1	150193	Quick Connect Female Coupler
26	1	150194	Quick Connect Plug
27	1	150195	Quick Connect Plug
28	1	150196	3/4 NPT x 3/4 Hose Barb
29	1	150197	3/4 NPT x 1/2 Hose Barb
30	1	150198	1/4 UNC x 3/4 Hex Bolt
31	1	150199	1/4 UNC Lock Nut
32	1	150200	Nozzle Mount Keeper
33	1	150201	Boom Bumper Mount
34	1	150202	Rubber Bumper
35	1	150203	5/16 UNC x 2 Hex Bolt
36	1	150204	3/8 UNC x 1 Hex Bolt
37	1	150205	3/8 Flat Washer
38	1	150206	3/8 UNC Stover Nut



LIFT CYLINDER ASSEMBLY

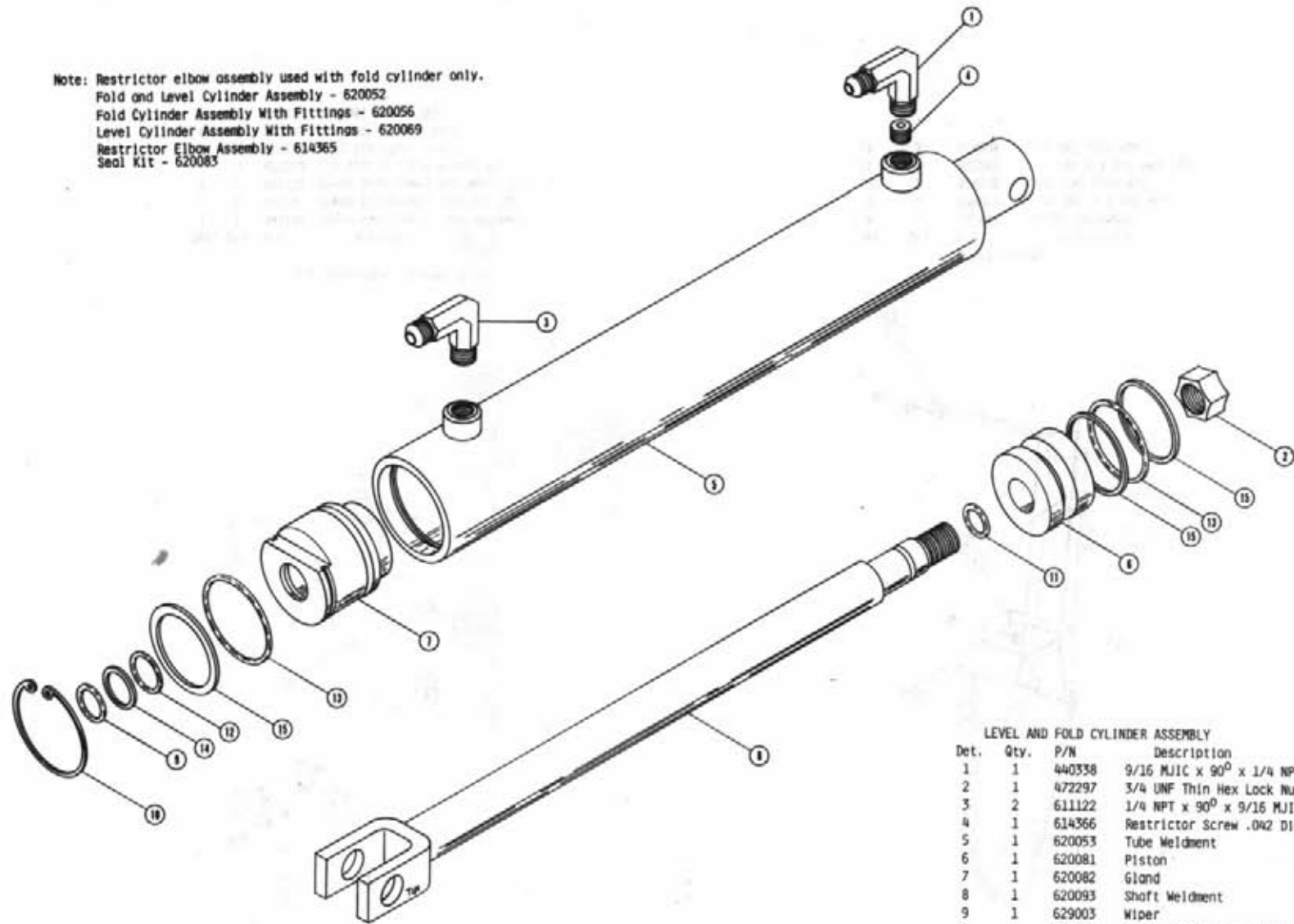
Cylinder Assembly - 620499
 Cylinder Assembly With Fittings - 620496
 Seal Kit - 620083
 Restrictor Elbow Assembly - 614365



LIFT CYLINDER ASSEMBLY

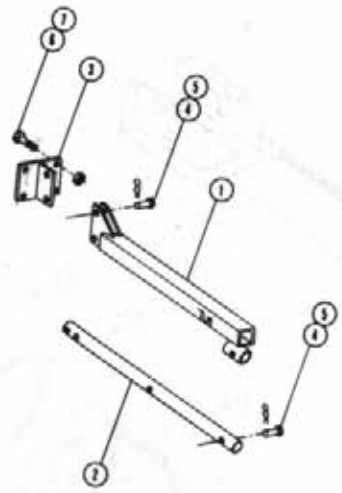
Det.	Qty.	P/N	Description
1	1	870113	9/16 x 3/4 Neoprene O-Ring
2	1	472297	3/4 UNF Thin Hex Lock Nut
3	1	611122	1/4 NPT x 90° x 9/16 MJIC
4	1	620505	Shaft Weldment
5	1	620081	Piston
6	2	870326	1 5/8 x 2 Neoprene O-Ring
7	3	890326	1 5/8 x 2 Back-up Washer
8	1	620082	Gland
9	1	629003	Wiper
10	1	629505	2 in. Internal Snap Ring
11	1	870214	1 x 1 1/4 Neoprene O-Ring
12	1	890214	1 x 1 1/4 Back-up Washer
13	1	620498	Tube Weldment
14	1	440338	9/16 MJIC x 90° x 1/4 NPT - Tapped
15	1	614366	Restrictor Screw .042 Dia.

Note: Restrictor elbow assembly used with fold cylinder only.
 Fold and Level Cylinder Assembly - 620052
 Fold Cylinder Assembly With Fittings - 620056
 Level Cylinder Assembly With Fittings - 620069
 Restrictor Elbow Assembly - 614365
 Seal Kit - 620083



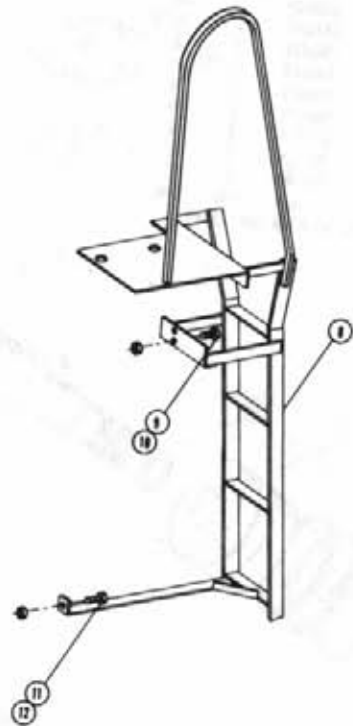
LEVEL AND FOLD CYLINDER ASSEMBLY

Det.	Qty.	P/N	Description
1	1	440338	9/16 MJIC x 90° x 1/4 NPT - Tapped
2	1	472297	3/4 UNF Thin Hex Lock Nut
3	2	611122	1/4 NPT x 90° x 9/16 MJIC
4	1	614366	Restrictor Screw .042 Dia.
5	1	620053	Tube Weldment
6	1	620081	Piston
7	1	620082	Gland
8	1	620093	Shaft Weldment
9	1	629003	Wiper
10	1	629505	2 in. Internal Snap Ring
11	1	870113	9/16 x 3/4 Neoprene O-Ring
12	1	870214	1 x 1 1/4 Neoprene O-Ring
13	2	870326	1 5/8 x 2 Neoprene O-Ring
14	1	890214	1 x 1 1/4 Back-up Washer
15	3	890326	1 5/8 x 2 Back-up Washer



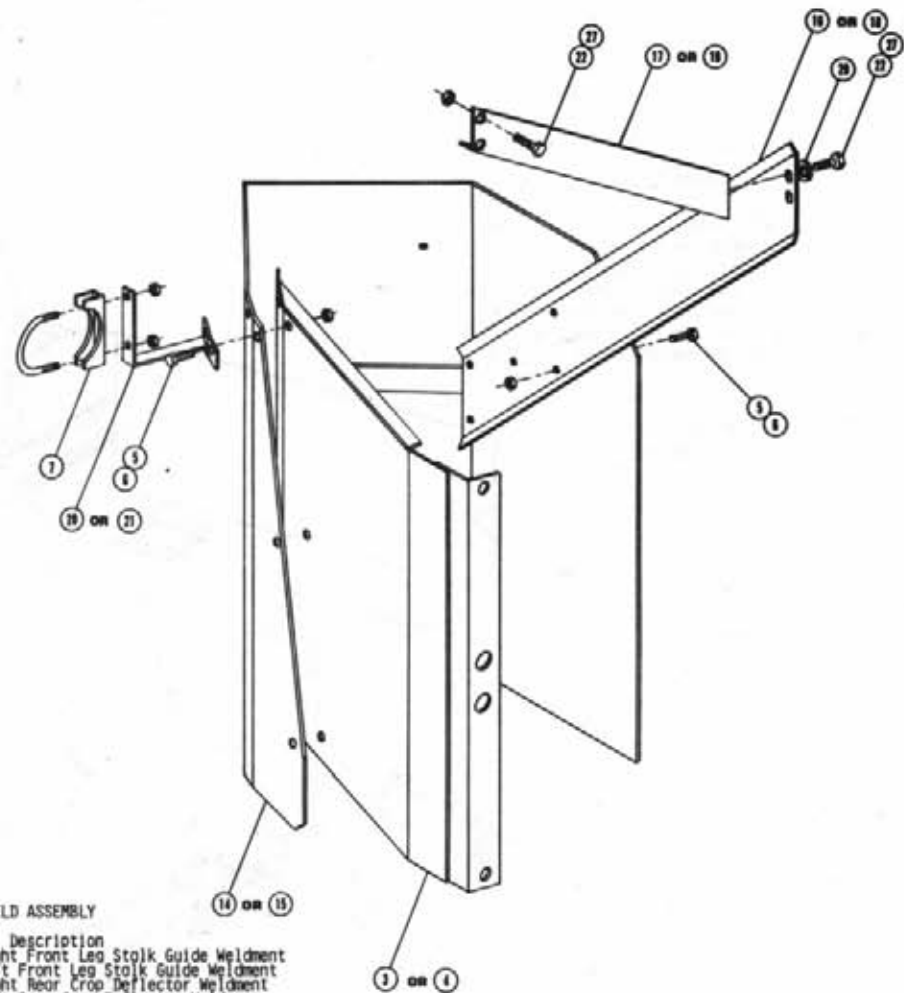
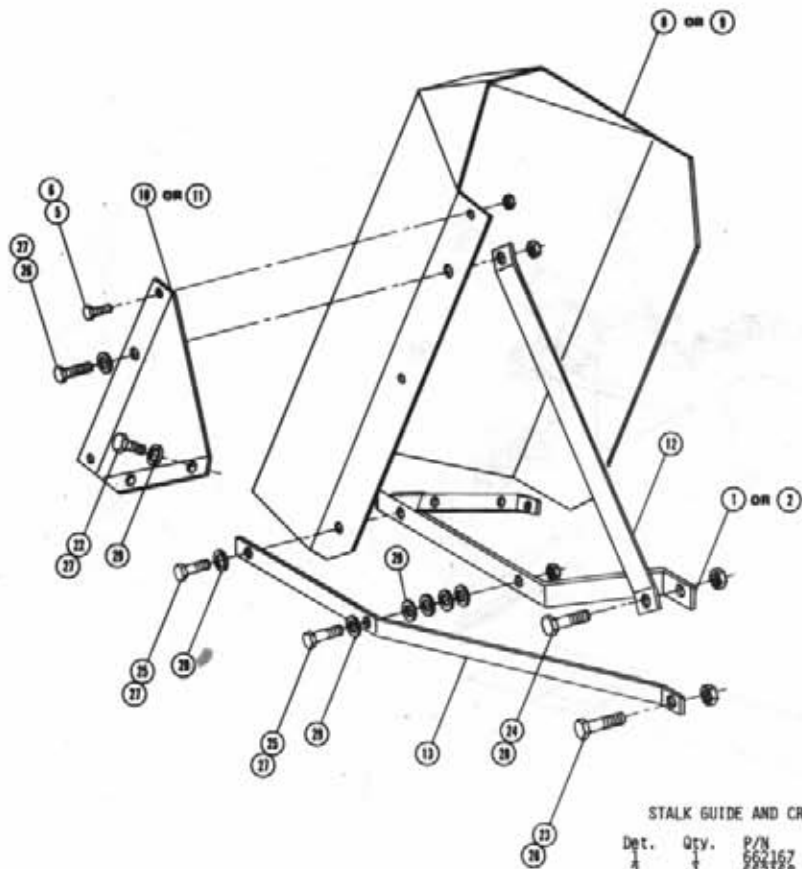
TREAD ADJUSTMENT ASSEMBLY

Det.	Qty.	P/N	Description
1	1	341142	Tread Adjustment Tube Weldment
2	1	341147	Tread Adjustment Sliding Tube
3	1	341102	Tread Adjustment Bar Mount Wld.
4	5	470119	1/2 Dia. x 2 1/4 Picker Pin
5	5	470120	3/32 Dia. Hair Pin
6	4	900335	5/8 UNC x 2 Hex Bolt
7	4	914010	5/8 UNC Stover Nut



LADDER ASSEMBLY

Det.	Qty.	P/N	Description
8	1	341441	Ladder Weldment
9	2	900065	5/16 UNC x 1 Hex Bolt
10	2	914002	5/16 UNC Lock Nut
11	1	900265	1/2 UNC x 1 1/2 Hex Bolt
12	1	914008	1/2 UNC Lock Nut

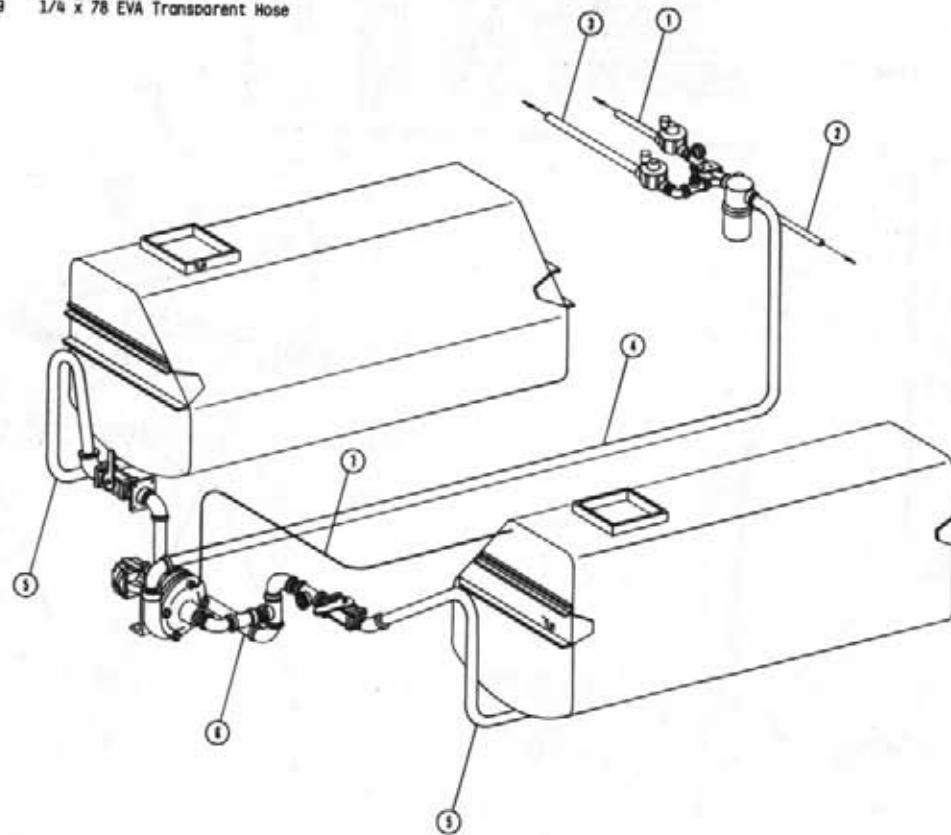


STALK GUIDE AND CROPSHIELD ASSEMBLY

Det.	Qty.	P/N	Description
1	1	662167	Right Front Leg Stalk Guide Weldment
2	1	662168	Left Front Leg Stalk Guide Weldment
3	1	662199	Right Rear Crop Deflector Weldment
4	1	662200	Left Rear Crop Deflector Weldment
5	15	470118	1/4 UNC x 3/4 Flanged Hex Bolt
6	15	470121	1/4 UNC Flanged Whit Nut
7	8	472172	5/16 UNC x 2 1/2 Nuffer Clamp
8	1	662172	Right Front Crop Shield Weldment
9	1	662173	Left Front Crop Shield Weldment
10	1	662180	Right Front Lower Crop Deflector
11	1	662181	Left Front Lower Crop Deflector
12	1	662182	Front Cropshield Mounting Bracket
13	1	662183	Front Cropshield Stabilizer Bar
14	1	662184	Right Rear Cropshield Weldment
15	1	662185	Left Rear Cropshield Weldment
16	1	662189	Right Lower Rear Cropshield Mounting Bracket
17	1	662190	Right Upper Rear Cropshield Mounting Bracket
18	1	662191	Left Lower Rear Cropshield Mounting Bracket
19	1	662192	Left Upper Rear Cropshield Mounting Bracket
20	1	662193	Right Rear Cropshield Support Weldment
21	1	662194	Left Rear Cropshield Support Weldment
22	1	900129	3/8 UNC x 1 Hex Bolt
23	1	900125	1/2 UNC x 1 1/2 Hex Bolt
24	1	900285	1/2 UNC x 2 1/4 Hex Bolt
25	1	900132	3/8 UNC x 1 3/4 Hex Bolt
26	1	900131	3/8 UNC x 1 1/2 Hex Bolt
27	1	914004	3/8 UNC Stover Nut
28	1	914008	1/2 UNC Stover Nut
29	11	920002	3/8 Flat Washer

SOLUTION HOISING

Det.	Qty.	P/N	Description
1	1	601172	3/4 x 48 1-Braid Black Hose
2	1	601177	3/4 x 242 1-Braid Black Hose
3	1	601239	3/4 x 324 1-Braid Black Hose
4	1	601266	1 1/4 x 228 2-Braid Black Hose
5	2	601267	1 1/2 x 96 2-Braid Black Hose
6	1	601268	1 1/2 x 22 2-Braid Black Hose
7	1	601269	1/4 x 78 EVA Transparent Hose



NOTICE

The following four pages contain decals for the 1983 8370 and 8380.

These decals can be obtained from Hagie Mfg. Co. and should be used whenever your machine is repainted or when the decals become worn, weathered or faded.

Special attention should be paid to decals involving personal safety. They have been attached for your protection.

KEEP THEM IN PLACE.

Contact: Hagie Manufacturing Co.
Box 273, Clarion, Iowa 50525

8370 & 8380 DECALS

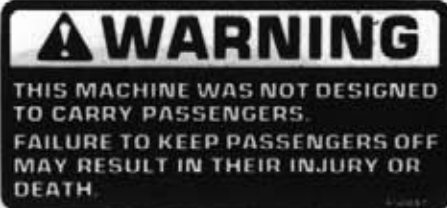
Part No.	Qty.	Description	Location
650300	2	8370 Decal	On Sides of Top Engine Cover
650301	2	8380 Decal	On Sides of Top Engine Cover
650302	2	Sight Gauge Decal	On Sight Gauge Mounts
650814	1	Park Brake Decal	Near Parking Brake Lever
650847	2	No Passenger Decal	1 - Left Rear Leg 1 - Left Inside Door Channel
650848	1	Slip or Fall Decal	On Ladder
650822	1	Solution Pump Decal	Lower Right Corner on Windshield
650849	1	Engine Fuel Decal	Near Fuel Filler Neck
650850	2	Chemical Decal	On Solution Tank Lids
650851	2	Shields Decal	On Side of Top Engine Cover
650852	1	Read Manual Decal	On Front Cab Mounting Angle to Right of Steering
650853	1	Steering Console Decal	On Steering Column Cover
650858	1	Do Not Use Ether Decal	Near Air Cleaner Tube
650861	1	Vent Slide Decal	On Air Conditioner Console
650865	2	Hagie Decal	On Sides of Solution Tanks
650868	1	Boom Fold Decal	On Console Sheet Metal
650869	1	Boom Level & Lift Decal	On Console Sheet Metal
650882	1	Wiper Decal	On Console Sheet Metal
650893	1	Diesel Start Decal	On Console Sheet Metal
650935	1	Speedometer Decal	On Console Sheet Metal
650954	1	Diesel Decal	On Speedometer Gauge
650957	1	Oil Decal	Near Fuel Filler Neck
650958	1	Gen Decal	On Console Sheet Metal
650967	1	Throttle Decal	On Console Sheet Metal
650968	1	Hydrostatic Decal	On Console Sheet Metal
650969	1	Spray Pressure Decal	On Console Sheet Metal
650970	1	Agitator Decal	On Console Sheet Metal
650973	1	Boom Spray Decal	On Console Sheet Metal
650981	1	Cooling System Decal	Near Radiator Cap
650982	1	Electrical System Decal	Right Hand Side of Oil Tank
650985	4	Wheel Bolt Torque Decal	On Each Wheel Rim

8370

650900 - 8370 Decal

8380

650901 - 8380 Decal



650847 - No Passenger Decal



650848 - Slip Or Fall Decal



650849 - Engine Fuel Decal



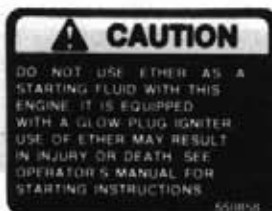
650850 - Chemicals Decal



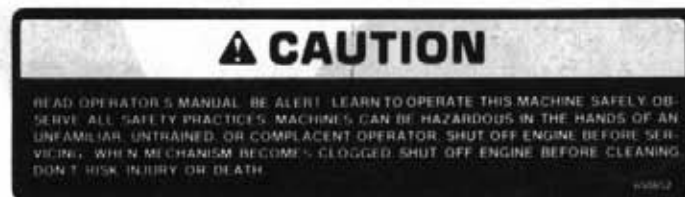
650853 - Steering Console Decal



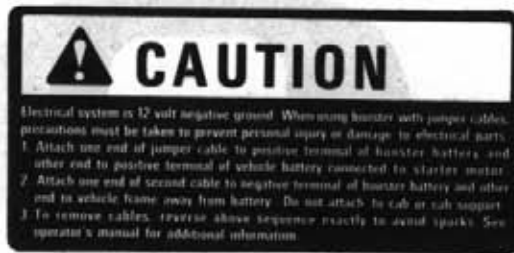
650851 - Shields Decal



650858 - Do Not Use Ether Decal



650852 - Read Manual Decal



650982 - Electrical System Decal



650981 - Cooling System Decal



650954 - Diesel Decal



650967 - Throttle Decal



650969 - Spray Pressure Decal



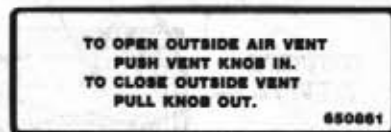
650970 - Agitator Decal



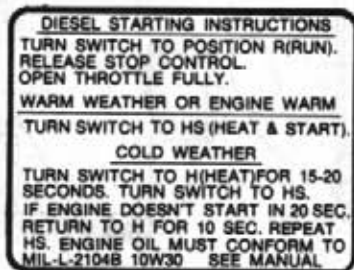
650869 - Boom Level And Lift Decal



650935 - Speedometer Decal



650861 - Vent Slide Decal




650893 - Diesel Start Decal




650814 - Park Brake Decal



650985 - Wheel Bolt Torque Decal



650973 - Boom Spray Decal



650302 - Sight Gauge Decal



650957 - Oil Decal



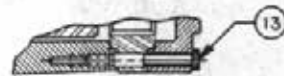
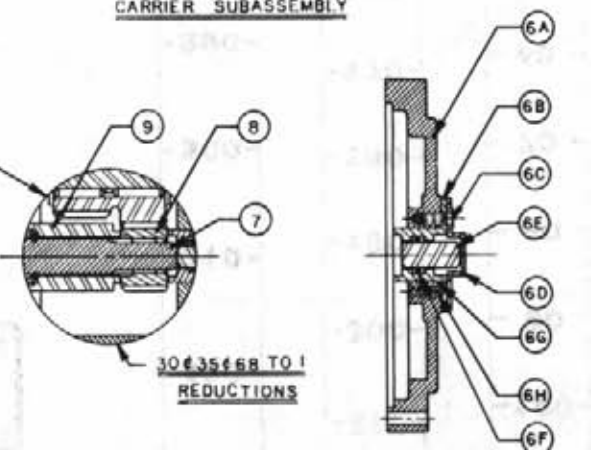
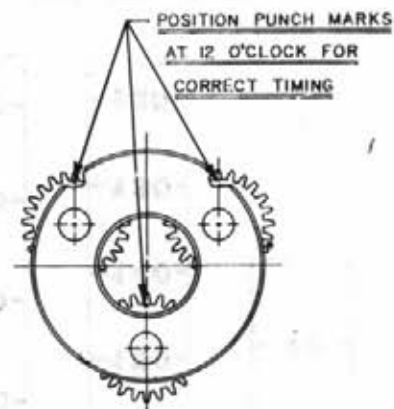
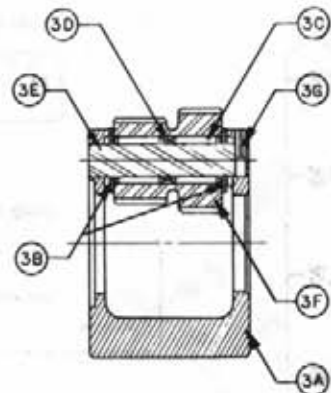
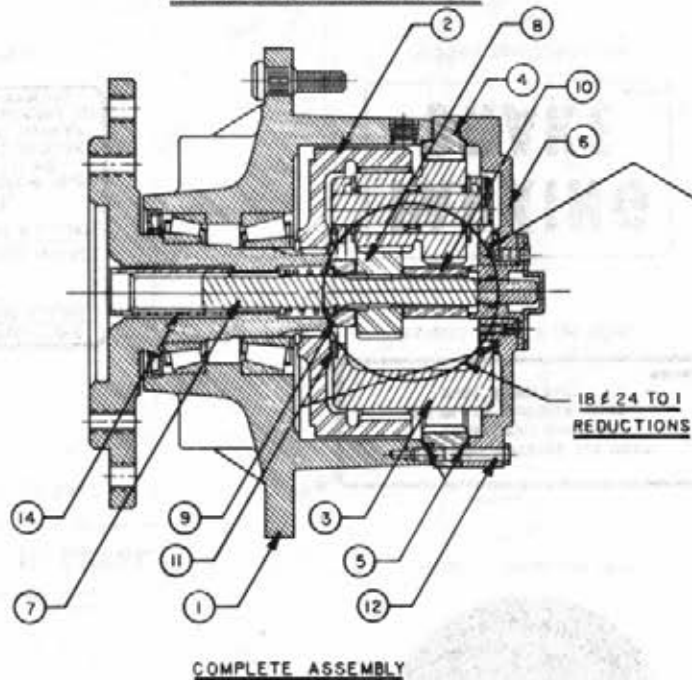
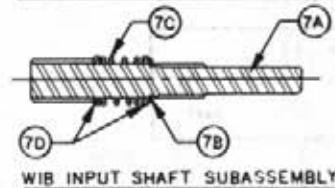
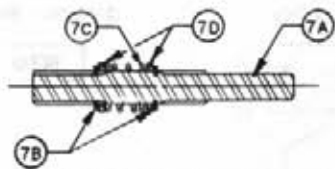
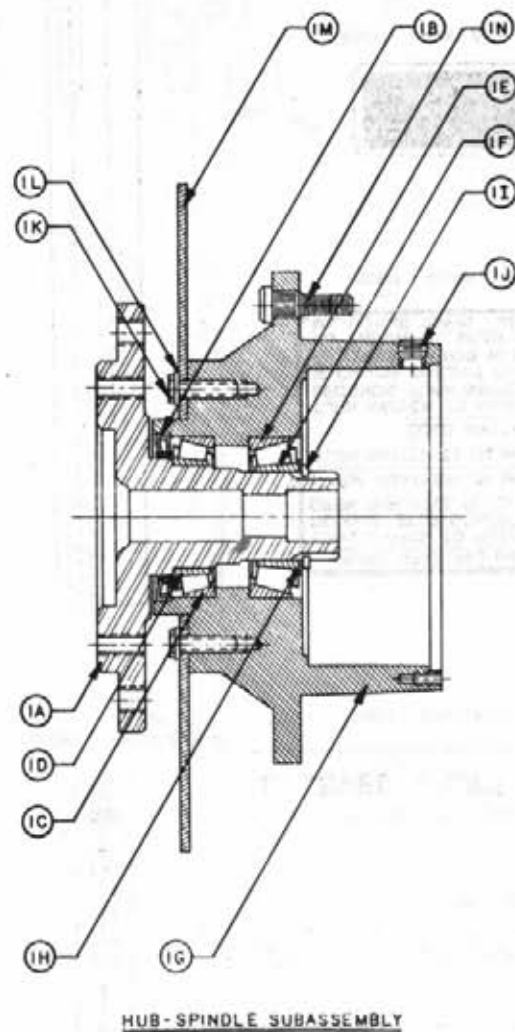
650882 - Wiper Decal



650958 - Gen Decal



650868 - Boom Fold Decal



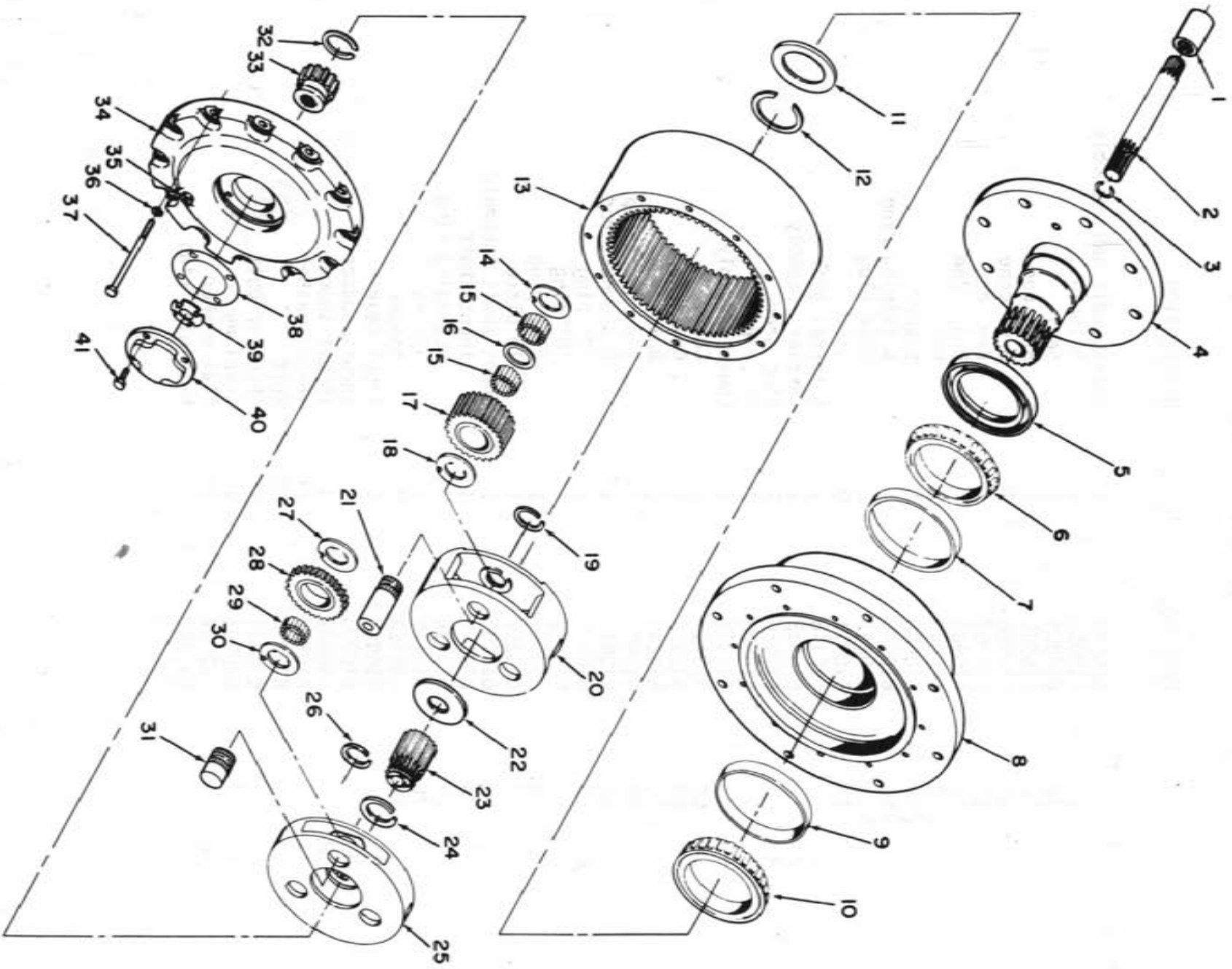
VIEW OF SHOULDER BOLT

THIS DRAWING AND DESIGN IS THE PROPERTY OF / AND ALL PROPRIETARY RIGHTS ARE RESERVED TO / FAIRFIELD MFG. CO., INC. THE RECIPIENT AGREES NOT TO DISCLOSE TO ANY PERSON OR ORGANIZATION ANY INFORMATION REGARDING THE DESIGN OR MANUFACTURE OF THE ARTICLE REPRESENTED HEREON, OR USE SAME IN ANY WAY DEPREMENTAL TO THE INTEREST OF FAIRFIELD MFG. CO., INC.

DRAFTSMAN Beck		DATE 10-8-73	FAIRFIELD MFG. CO., INC. LAFAYETTE, IND. 47505
CHECKER			
PROJECT ENG.			TITLE SERVICE LITERATURE
RELEASED			SCALE: DRAWING NO. WIA & WIB

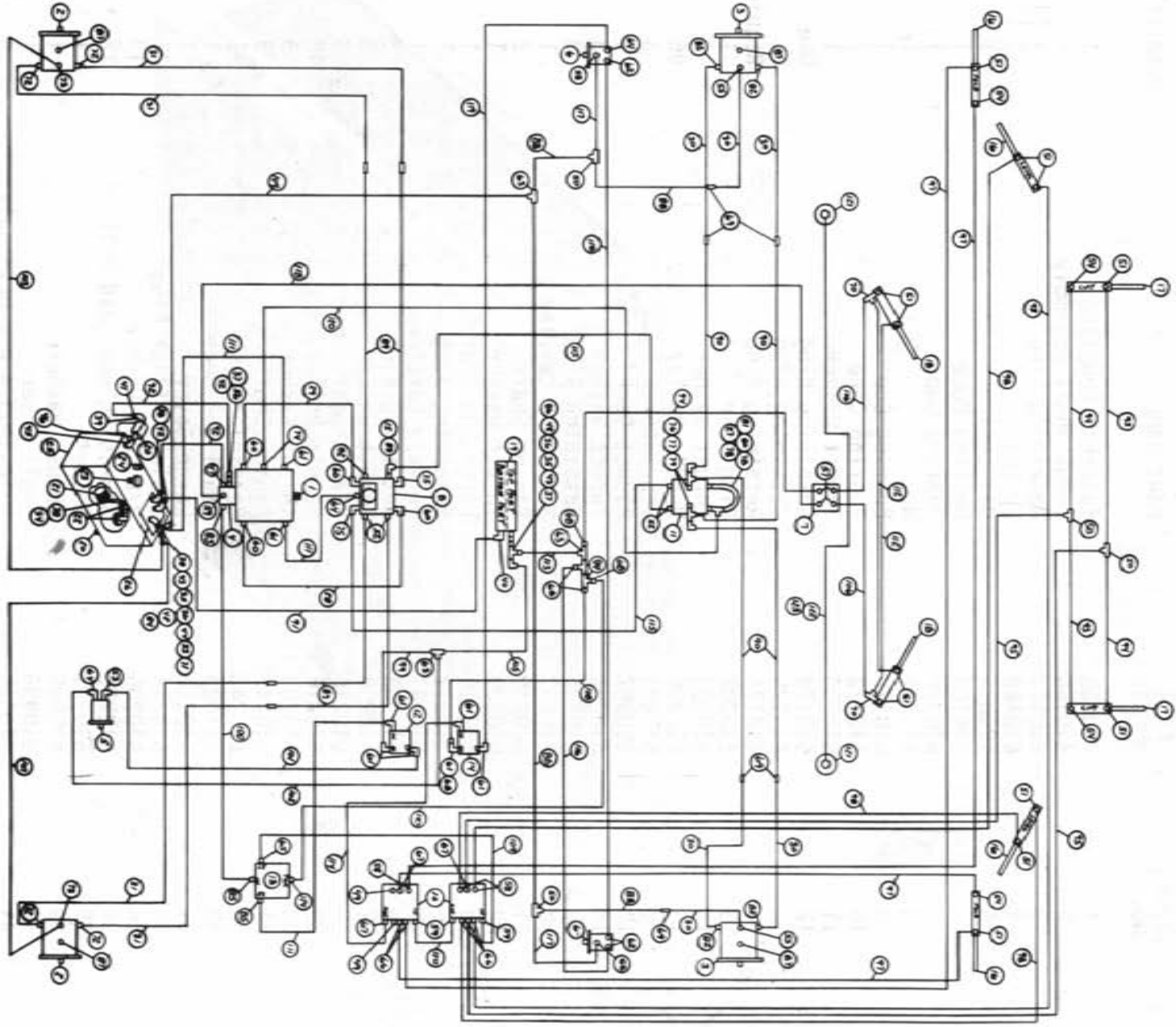
WHEEL DRIVE ASSEMBLY - 437617

<u>ITEM</u>	<u>PART NO.</u>	<u>QTY.</u>	<u>DESCRIPTION</u>
1	610156	1	Hub-spindle sub-assembly
1A	610052	1	Spindle
1B	610904	1	Seal
1C	610905	1	Brg. cup
1D	610906	1	Brg. cone
1E	610907	1	Brg. cup
1F	610908	1	Brg. cone
1G	610047	1	Hub
1H	610909	1	Spacer
1I	610910	1	Retaining ring
1J	610147	2	pipe plug
1N	610911	9	Stud
2	610148	1	Internal gear
3	610912	1	Carrier assembly
4	610929	1	Ring gear
5	610903	2	'O' ring
6	610157	1	Cover assembly
6A	610149	1	Cover
6B	610914	1	Cover cap
6C	610150	4	Bolt
6D	610901	1	Disconnect cap
6E	610915	1	Disconnect rod
6F	610916	1	'O' ring
6G	610917	1	'O' ring
6H	610151	1	pipe plug
6J	610152	1	ID plate
7	610158	1	Input shaft assembly
7A	610159	1	Input shaft
7B	610936	2	Retaining ring
7C	610145	1	Spring
7D	610153	2	Spacer
8	610919	1	Input gear
9	610920	1	Thrust spacer
10	610921	1	Thrust spacer
11	610922	1	Thrust washer
12	610930	2	Bolt
13	610923	4	Shoulder bolt
14	610931	1	Coupling
16	610049	16	Flat washer
17	610160	1	Retaining ring



Power Wheel Assembly - 611030

INDEX NO.	PART NUMBER	PART NAME	QUANTITY
1	610165	Internal Coupling	1
2	610166	Input Shaft Assembly	1
3	610167	Retaining Ring	1
4	610168	Spindle	1
5	129012	Oil Seal	1
6	610169	Bearing Cone	1
7	610170	Bearing Cup	1
8	610171	Hub	1
9	610172	Bearing Cup	1
10	610173	Bearing Cone	1
11	610234	Thrust Washer	1
12	610174	Retaining Ring	1
	610175	Retaining Ring	Use As Required
13	610176	Retaining Ring	1
14	610202	Ring Gear	1
15	610203	Thrust Washer	3
16	610996	Needle Roller	96
17	610204	Separator	3
18	610997	Planet Gear	3
19	610203	Thrust Washer	3
20	610235	Retaining Ring	3
21	610237	Secondary Carrier	1
22	610238	Pinion Shaft	3
23	610239	Thrust Washer	1
24	610210	Large Sun Gear	1
25	610211	Retaining Ring	1
26	610241	Primary Carrier	1
27	610235	Retaining Ring	3
28	610203	Thrust Washer	3
29	610215	Thrust Washer	3
30	610216	Planet Gear	3
31	610203	Needle Roller	48
32	610242	Thrust Washer	3
33	611003	pinion Shaft	3
34	610218	Retaining Ring	1
35	610244	Small Sun Gear	1
36	610206	Large Cover	1
37	610220	Drain & Filler Plug	1
38	610221	3/8-16x5½ Hex Head Bolt	12
39	610995	Gasket	12
40	610935	Thrust Washer	1
41	610245	Small Cover	1
	610240	5/16-18x3/4 Hex Head Bolt	1
	610236	Primary Carrier Assembly	4
		Secondary Carrier Assembly	



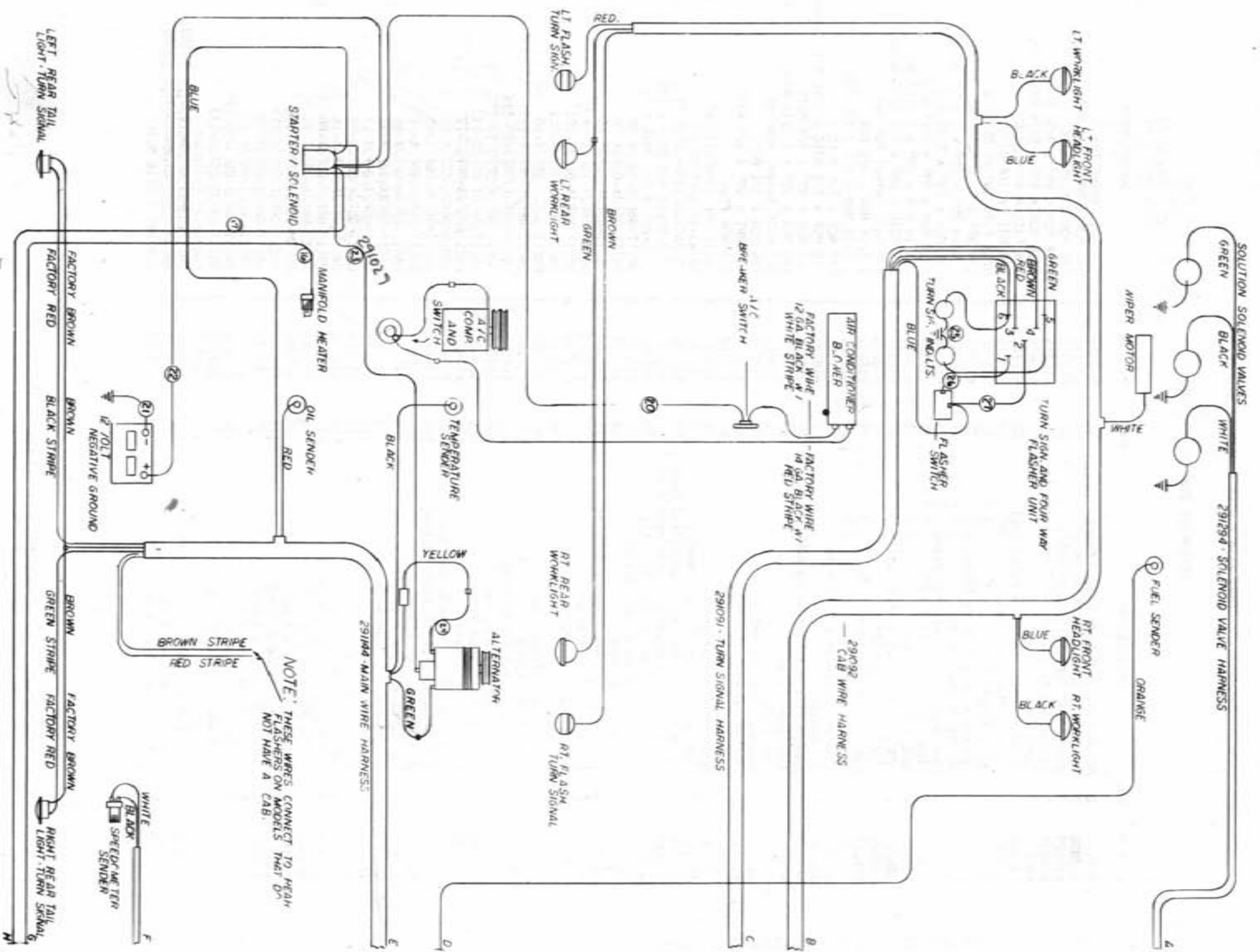
1983 8370 & 8380 HYDRAULIC SCHEMATIC

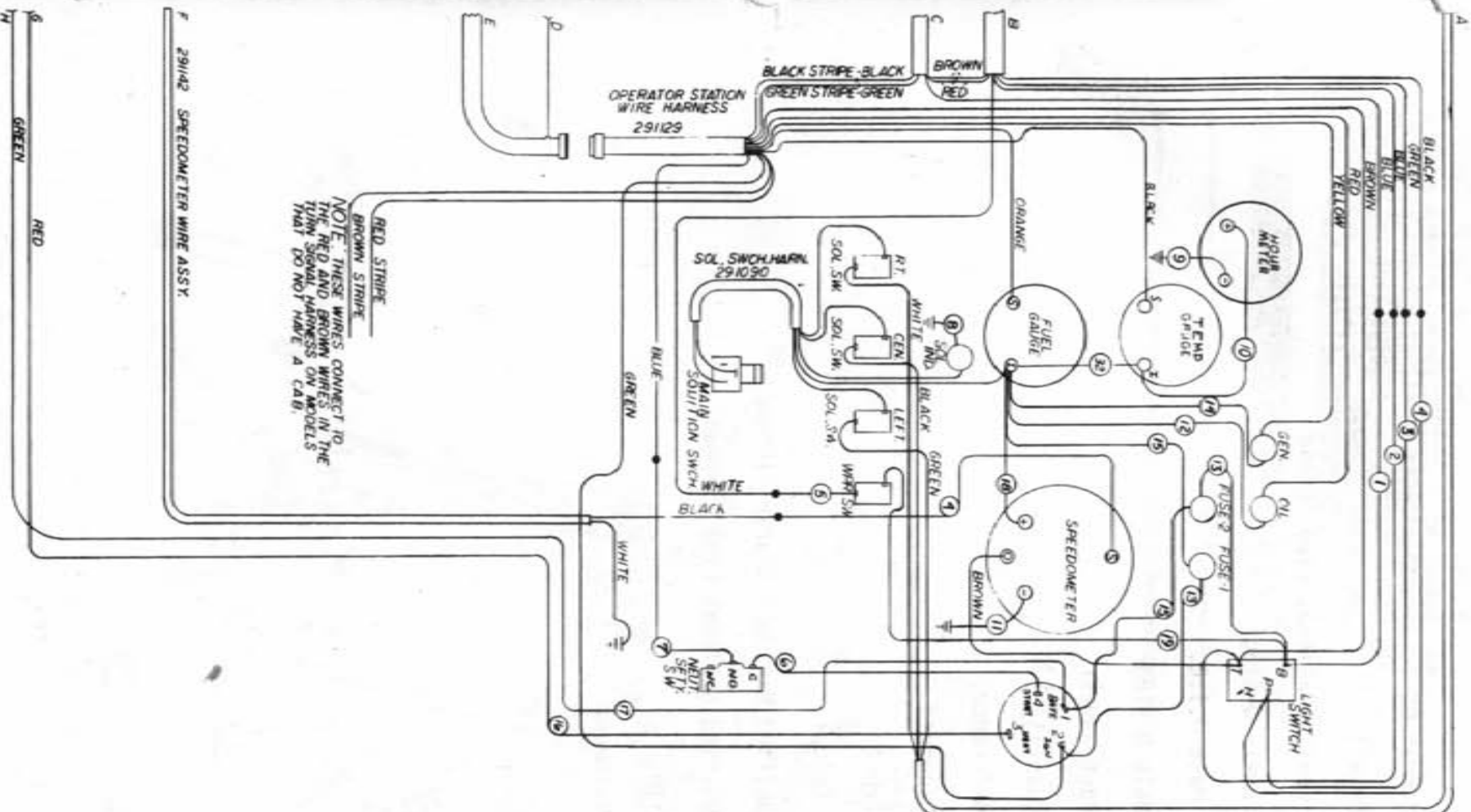
REFERENCE DRAWING NO. 498165 w/ SUND 17 CHL PUMP

Serial Number
 09014801 thru 09014802
 09024803 thru 09024808
 09034809 thru 09034816
 Description

Ref.	Part No.	Req.	Description	Ref.	Part No.	Req.	Description
1	606844	1	Sundstrand Series 23 Pump A-Mount	63	618311	3	3/4 MJIC Union Tee
2	610030	2	Sundstrand Series 18 Wheel Motor	64	618241	3	3/4 MOR x 90° x 3/4 MJIC
3	610091	2	Sundstrand Series 15 Wheel Motor	65	618310	1	7/8 MOR x 9/16 MJIC
4	610021	1	Cessna Aux Pump 1.24 in ³ 3 Gal./Priorty	66	618425	5	9/16 MOR x 45° x 9/16 MJIC
5	690249	1	Hypno Solution Pump	67	618440	5	9/16 MOR x 90° x 9/16 MJIC Long
6	610044	2	Agitator Motor Barnes, Bitrotational	68	618482	3	3/4 FJIC x 9/16 MJIC
7	610318	1	Steering Motor 6.2 in ³	69	618314	6	3/4 MJIC x 3/4 MJIC
8	615003	1	Large Manifold	70	618486	2	9/16 FJIC Swivel Run Tee
9	611013	1	Hydraulic Relief Valve Assembly	71	618520	1	1/4 NPT x 9/16 MJIC Tee
10	606585	2	Cessna 3-Spool Valve	72	618302	4	1 5/16 MOR x 90° x 1 1/16 MJIC
11	606003	1	Four Wheel Drive Selector Valve	73	618496	2	3/4 MOR x 45° x 9/16 MJIC
12	606818	1	Flow Control w/Relief FCR51	74	618114	2	7/16 MOR x 90° x 9/16 MJIC
13	606861	1	BGR515 Flow Divider	75	618248	2	1 1/16 MOR x 90° x 1 1/16 MJIC
14	606827	1	Agitator VFC FCS1 w/ 7/8 Ports	76	618301	2	7/8 MJIC x 90° x 7/8 FJIC Swivel
15	610028	1	Flow Control 16 GPM	77	618333	2	7/8 FJIC Swivel Run Tee
16	620052	4	Fold & Level Cylinder 2 in.	78	618132	2	1 1/16 MOR x 7/8 FOR
17	620499	2	Lift Cylinder	79	618535	2	1 1/16 MOR x 90° x 7/8 MJIC
18	620145	2	Steering Cylinder 1.50 x 6 in.	80	611126	1	7/8 MOR x 7/8 MJIC
19	618088	1	Oil Cooler	81	618267	1	7/8 MOR x 7/8 MJIC x 9/16 MJIC Branch Tee
20	605601	1	Gresen Filter 10 Micron 40 GPM	82	618241	4	3/4 MOR x 90° x 3/4 MJIC
21	605600	1	Michigan Filter	83	618279	1	7/8 MOR x 90° x 1 1/16 MJIC
22	605603	2	Line Diffuser	84	618451	3	3/4 FJIC Swivel Run Tee
23	611051	1	Pressure Cap 3/4 NPT 5 Lbs.	85	618327	3	7/8 MOR x 3/4 MJIC
24	614453	1	Dipstick 8 in.	86	610305	1	3/4 NPT x 90° x 3/4 MJIC
25	760097	1	Hydraulic Oil Tank	87	611159	4	3/4 MOR Plug
26	760090	1	Receiver Plate Weldment	88	615444	4	06C1T-06FJX-08FJX90-60
27	614198	1	Four Wheel Drive U-Tube Assembly	89	611141	4	12TW3-12FJX-12MU-53
28	615568	1	RH Hydraulic Tube Assy. Sundstrand Pump	90	615596	4	08C2AT-08FJX90-10FJX-76
29	615569	1	LH Hydraulic Tube Assy. Sundstrand Pump	91	601255	1	1" 2-Braid Red Hose x 104
30	615594	6	Front Leg Hydraulic Tube Assembly	92	601256	2	1" 2-Braid Red Hose x 31
31	615598	4	Rear Leg Hydraulic Tube Assembly	93	611208	2	04C1T-06FJX-06FJX-98
32	501102	1	1/4 NPT Pipe Plug	94	611204	3	04C1T-06FJX-06FJX-78
33	503000	1	1/2 NPT to 1/4 NPT Reducer Bushing	95	611206	2	04C1T-06FJX-06FJX-66
34	505203	1	1 NPT x 4.00 Pipe Nipple	96	615343	4	06C1T-06FJX-10FJX-96
35	504702	2	3/4 NPT Close Nipple	97	614098	4	04C1T-06FJX-06FJX-201
36	504955	2	3/4 Pipe Tee	98	614154	4	04C1T-06FJX-06FJX-221
37	505200	2	1 NPT x 90° Street Elbow	99	614382	1	08C1T-08FJX-08FJX-40
38	505300	4	1 NPT x 90° Elbow	100	614546	1	08C1T-08FJX-08FJX-115
39	506410	1	1 1/4 NPT x 90° Street Elbow	101	614547	1	08C1T-08FJX-08FJX90-114
40	618138	1	1 NPT x 90° x 1 Hose Barb	102	614548	1	08C1T-08FJX-08FJX90-120
41	715664	1	1 1/4 NPT x 1 Hose Barb	103	614549	1	06C1T-06FJX-06FJX-140
42	714560	3	1 NPT x 1 Hose Barb	104	614425	1	08C1T-08FJX-08FJX-132
43	505213	2	1 NPT to 3/4 NPT Reducer Bushing	105	615590	1	10RLB-08FJX-08FJX-66
44	504210	1	3/4 NPT to 1/2 NPT Reducer Bushing	106	615442	2	04C1T-06FJX-06FJX-55
45	506303	1	1 1/4 NPT x 90° Elbow	107	615549	1	06C1T-06FJX-06FJX-126
46	506602	1	1 1/4 NPT x 2 1/2 Pipe Nipple	108	616028	1	06C1T-06FJX-06FJX-46
47	618336	1	1 1/16 MOR x 1 Hose Barb	109	616026	1	04C1T-06FJX-06FJX-37
48	610300	2	3/4 NPT x 3/4 MJIC	110	615645	2	04C1T-06FJX-06FJX-13
49	610185	2	9/16 O-Ring Plug	111	615465	3	08C1T-08FJX-08FJX-33
50	610193	4	3/8 MJIC Bulkhead Tee	112	616039	2	04C1T-06FJX-06FJX-19
51	611122	12	1/4 NPT x 90° x 9/16 MJIC	113	614368	1	08C1T-08FJX-08FJX-60
52	611127	5	1 1/16 MOR x 1 1/16 MJIC	114	615473	1	06C1T-06FJX-08FJX-18
53	611145	1	1/2 NPT x 90° x 3/4 MJIC	115	615589	2	08TMM-12FJX-12FJX-126
54	614365	4	Restrictor Elbow Assembly	116	614076	1	04C1T-06FJX-06FJX-119
55	618443	2	3/4 MOR x 90° x 3/4 MJIC	117	615475	2	04C1T-06FJX-06FJX-78
56	618090	1	1 5/16 O-Ring x 1 NPT	118	614159	2	04C1T-06FJX-06FJX-169
57	618109	4	3/4 MOR x 9/16 MJIC	119	615454	1	06C1T-08FJX-08FJX90-147
58	618119	5	9/16 MOR x 90° x 9/16 MJIC	120	614101	1	04C1T-06FJX-06FJX-133
59	618126	4	9/16 MOR x 9/16 MJIC	121	620570	2	Leg Level Cylinder
60	618178	4	1 5/16 MOR x 90° x 1 5/16 MJIC	122	615495	1	08C1T-08MBX90-08MBX90-126 (8380)
61	618183	8	7/8 MOR x 90° x 3/4 MJIC	123	615283	1	08C1T-08MBX90-08MBX90-102 (8370)
62	618115	3	3/4 MOR x 90° x 9/16 MJIC	124	618011	1	3/8 NPT x 9/16 MJIC

4748172 - w/SUND 17 CHL PUMP
 SERIAL NUMBER
 09024803 thru 09024805
 090148003 thru 090148016





NOTE: THESE WIRES CONNECT TO THE RED AND BROWN WIRES IN THE THIN SIGNAL HARNESS ON MODELS THAT DO NOT HAVE A CAB.

F 291142 SPEEDOMETER WIRE ASSY.

21/291129	1/2 GA. RED x 4"
31/291109	1/4 GA. RED x 4"
24/291108	1/4 GA. BLUE x 4"
25/291107	1/4 GA. BLUE x 3"
21/291147	1/4 GA. YELLOW x 8"
23/290051	1/2" SOLDERED CABLE
20/290052	5/8" BATTERY CABLE
21/290111	GROUND STRAP
22/291141	10 GA. WHITE x 128"
19/291422	1/4 GA. RED x 12"
18/291424	1/4 GA. RED x 2.5"
17/291444	10 GA. GREEN x 10"
16/291145	1/2 GA. RED x 180"
15/291443	1/4 GA. RED x 10"
14/291442	1/4 GA. RED x 9"
13/291441	1/4 GA. GREEN x 9"
12/291440	1/4 GA. RED x 6"
11/291421	1/4 GA. GREEN x 6"
10/291140	1/4 GA. WHITE x 6"
9/291139	1/4 GA. WHITE x 14"
8/291138	1/4 GA. WHITE x 10"
7/291137	1/4 GA. BLUE x 8"
6/291136	1/4 GA. BLUE x 12"
5/291135	1/4 GA. WHITE x 5"
4/291134	1/4 GA. BLACK x 5"
3/291133	1/4 GA. BLUE x 5"
2/291132	1/4 GA. BLUE x 10"

WIRING DIAGRAM - 8240 DIESEL

498133

8370
8380

ABBREVIATIONS

ADPTR - Adapter
DET - Detail
FNPT - Female National Pipe Thread
FOR - Female O-Ring
MJIC - Male J.I.C.
MOR - Male O-Ring
P/N - Part Number
QTY - Quantity
REF - Reference
REQ - Required
ST - Street
SWIV - Swivel
UNC - Unified National Course (Thread)
UNF - Unified National Fine (Thread)
W/ - With
WLD - Weldment

INDEX

-A-

Access Door -----	39
Agitator -----	
Impeller -----	34
Motor Mount -----	34
Shaft -----	34
Air Cleaner -----	13
Band -----	13
Cap -----	13
Hose -----	13
Air Conditioner -----	
Dryer -----	9
Evaporator -----	26
Compressor -----	9
Condenser -----	9
Tightener -----	9
Air Intake -----	10
Air Slide -----	26
Alternator -----	4
Adjustment Arm -----	4
Bushing -----	4
Arm -----	
Steering -----	14
Wiper -----	24

-B-

Ball Valve -----	37
Battery -----	8
Box -----	8
Cable -----	8
Hold Down -----	8
Band, Air Cleaner -----	13
Bearing -----	
Housing -----	34
Keeper -----	14
Sleeve -----	14
Belt -----	9
Blade, Wiper -----	24
Boom -----	41
Break-Away -----	40
Bumper -----	41
Brace, Side Panel -----	39
Bracket -----	
Alternator Adjustment -----	4
Exhaust Pipe Mounting -----	12
Hood Prop -----	38
Hydrostatic Cable -----	4
Rubber Hook -----	10
Throttle Cable -----	5
Brake -----	
Cable -----	15,25
Disc -----	15
Hub -----	15
Lever -----	25
Bushing, Alternator -----	4

-C-

Cab -----	24
Roof -----	26
Cable -----	
Battery -----	8
Brake -----	15,25
Fuel Shutoff -----	30
Ground -----	5
Hydrostatic -----	25
Throttle -----	25
Cap -----	
Air Cleaner -----	13
Fuel -----	22
Pressure -----	23
Radiator -----	11
Rain -----	12
Steering Wheel -----	28
Catch, Door -----	27
Catwalk -----	35
Cessna -----	
Pump -----	7
Three-Spool Valve -----	32
Channel -----	
Seat -----	25
Tank Lid -----	35
Circuit Breaker -----	30
Clamp, Front Leg -----	14
Clip, Break Retainer -----	15
Clip, Screen -----	38
Column Cover, Steering -----	28
Compressor Mount -----	9
Condenser, Air Conditioner -----	9
Console -----	30
Control -----	
Arm, Throttle -----	5
Head, Hydrostatic -----	25
Coupler Half -----	34
Cover, Radiator Mount -----	39
Crop -----	
Guide -----	45
Shield -----	45
Cylinder -----	
Fold -----	40,43
Front Leg -----	16
Hydraulic -----	14
Level -----	40,43
Lift -----	40,42
Mount -----	40
Pivot -----	40
Steering -----	17

-D-

Diffuser, Line -----	23
Dimmer Switch -----	25
Dip Stick -----	23

Disc ----- 15
 Brake ----- 15
 Friction ----- 25
 Sensor ----- 15
 Door ----- 27
 Access ----- 39
 Catch ----- 27
 Prop ----- 39
 Prop Mount ----- 39
 Drain Cock ----- 11
 Dryer, Air Conditioner ----- 9

-E-

Engine ----- 4,5
 Hood ----- 38
 Pad ----- 25
 Mount ----- 5
 Evaporator, Air Conditioner ----- 26
 Exhaust Pipe ----- 12
 Extension -----
 Leg Cylinder Shaft ----- 14
 Pump Lever ----- 7
 Tank Channel ----- 35
 Transom ----- 40

-F-

Fan ----- 4
 Spacer ----- 4
 Filter -----
 Air Cleaner ----- 13
 Gresen ----- 23
 Michigan ----- 23
 Oil ----- 5
 Flasher Switch ----- 24
 Flow Divider ----- 21
 Flow Control ----- 6
 Foam ----- 24,29
 Fold Cylinder ----- 43
 Friction Disc ----- 25
 Front Leg Cylinder ----- 16
 Fuel -----
 Cap ----- 22
 Gauge ----- 30
 Sender ----- 22
 Sender Gasket ----- 22
 Shutoff Cable ----- 30
 Tank ----- 22

-G-

Gasket -----
 Charge Pump ----- 7
 Fuel Sender ----- 22
 Receiver Plate ----- 23
 Tank Lid ----- 35

Gauge, Fuel ----- 30
 Gland -----
 Nut ----- 34
 Packing ----- 34
 Glass ----- 24,27
 Ground -----
 Cable ----- 5
 Strap ----- 25
 Gresen Selector Valve ----- 31
 Gusset, Cab Roof ----- 26

-H-

Handle Link, Valve ----- 32
 Hinge Pin ----- 40
 Holder, Throttle Cable ----- 5
 Hood -----
 Engine ----- 38
 Prop ----- 38
 Prop Bracket ----- 38
 Hook, Rubber ----- 38,39
 Hose -----
 Air Cleaner ----- 13
 Radiator ----- 5
 Hour Meter ----- 30
 Hub ----- 18
 Brake ----- 15
 Taper Lock ----- 15
 Hydraulic -----
 Cylinder ----- 14
 Manifold ----- 6
 Motor ----- 34
 Relief Valve ----- 6
 Tube ----- 6,14,15
 Hypro Pump ----- 37
 Hydrostatic -----
 Cable ----- 25
 Cable Bracket ----- 4
 Control Head ----- 25

-I-

Ignition Switch ----- 30
 Impeller, Agitator ----- 34
 Indicator Light ----- 28,30
 Insulator Pad ----- 5

-K-

Keeper -----
 Bearing ----- 14
 Front Leg ----- 14
 Rear Leg ----- 15

-L-

Ladder ----- 44

Leg
 Cylinder Mount ----- 14
 Cylinder Shaft Extension ---- 14
 Front ----- 14
 Keeper ----- 14,15
 Rear ----- 15
 Level Cylinder ----- 42
 Lever
 Brake ----- 25
 Throttle ----- 25
 Lift Arm ----- 40
 Mount ----- 40
 Lift Cylinder ----- 42
 Light ----- 24
 Indicator ----- 28,30
 Switch ----- 30
 Line
 Diffuser ----- 23
 Strainer ----- 36

-M-

Manifold
 Hydraulic ----- 6
 Large ----- 6
 Meter, Hour ----- 30
 Michigan Filter ----- 23
 Micro Switch ----- 25
 Mirror, Rear View ----- 24
 Motor
 Hydraulic ----- 34
 Steering ----- 28
 Wheel ----- 14,15
 Wiper ----- 24
 Mount
 Agitator Motor ----- 34
 Compressor ----- 9
 Cover, Radiator ----- 39
 Cylinder ----- 40
 Cylinder, Pivot ----- 40
 Door Prop ----- 39
 Engine ----- 5
 Hydrostatic Control ----- 25
 Leg Cylinder ----- 14
 Liftarm ----- 40
 Nozzle ----- 40
 Radiator-Oil Cooler ----- 11
 Sensor ----- 15
 Sight Gauge ----- 35
 Solution Solenoid ----- 36
 Throttle Cable ----- 25
 Variable Flow Control ----- 33
 Mounting
 Bracket, Spade ----- 39
 Socket ----- 39

Muffler ----- 12
 Mullion ----- 38
 Support ----- 39

-O-

Oil
 Cooler ----- 11
 Filter ----- 5
 Sender ----- 5
 Tank ----- 23
 Tank Strap ----- 23
 Operator Station ----- 25
 Step ----- 25

-P-

Packing, Gland ----- 34
 Pad, Engine ----- 25
 Panel, Rear ----- 38
 Pipe Exhaust ----- 12
 Pivot, Steering ----- 18
 Power Wheel ----- 15
 Pressure Cap ----- 23
 Pump
 Cessna ----- 7
 Charge ----- 7
 Hypro ----- 37
 Lever extension ----- 7
 Sundstrand ----- 7

-R-

Radiator ----- 11
 Cap ----- 11
 Hose ----- 5
 Riser ----- 10
 Shroud ----- 11
 Rain Cap ----- 12
 Rear
 Leg ----- 15
 Panel ----- 38
 Screen ----- 38
 View Mirror ----- 24
 Receiver Plate ----- 23
 Gasket ----- 23
 Relief Valve, Hydraulic ----- 6
 Retainer Clip, Brake ----- 15
 Rim ----- 20
 Roof, Cab ----- 26
 Rubber, Hook ----- 11,38,39

-S-

Safety Walk ----- 35

Screen	-----	38
C Tip	-----	39
Lower	-----	38
Rear	-----	39
Slide	-----	39
Seal Kit	----- 6,16,17	25
Seat	-----	25
Channel	-----	25
Sender	-----	22
Fuel	-----	5
Oil	-----	4
Temperature	-----	15
Sensor	-----	15
Disc	-----	15
Mount	-----	15
Speedometer	-----	15
Shield	-----	45
Crop	-----	30
Sun	-----	35
Tank	-----	15
Wheel Motor	-----	11
Shroud, Radiator	-----	39
Side Panel	-----	39
Side Screen	-----	35
Sight Gauge Mount	-----	14
Sleeve	-----	39
Slow Moving Vehicle Sign	-----	39
Socket, Mounting	-----	36
Solution	-----	46
Solenoid Valve	-----	4
Tank Hosing	-----	39
Spacer, Fan	-----	30
Spade Mounting Bracket	-----	35
Speedometer	-----	41
Spray Tank	-----	25
Spring, Break-Away	-----	14
Station, Operator	-----	28
Steering	-----	28
Arm	-----	25
Column	-----	28
Motor	-----	18
Pivot	-----	28
Wheel	-----	28
Wheel Cap	-----	25
Step, Operator Station	-----	36
Strainer, Line	-----	25
Strap	-----	23
Ground	-----	7
Oil Tank	-----	5
Sundstrand	-----	39
Drive	-----	25
Pump	-----	28
Support, Mullion	-----	30
Switch	-----	25
Dimmer	-----	28
Flasher	-----	30
Ignition	-----	30

Micro	-----	25
Light	-----	30
Toggle	-----	28,30

-T-

Tailight	-----	39
Tank	-----	35
Channel Extension	-----	22
Fuel	-----	35
Lid	-----	35
Lid Gasket	-----	35
Lid Channel	-----	23
Oil	-----	35
Shield	-----	35
Spray	-----	15
Taper Lock Hub	-----	30
Temperature	-----	4
Gauge	-----	25
Sender	-----	5
Throttle Cable	-----	25
Bracket	-----	25
Mount	-----	5
Throttle Control Arm	-----	20
Throttle Lever	-----	28,30
Tie Rod	-----	14
Tire	-----	40
Toggle Switch	-----	44
Torque Hub	-----	6,14,15
Transom	-----	37
Tread Adjustment	-----	31
Tube, Hydraulic	-----	31,32

-V-

Valve	-----	37
Ball	-----	31
Gresen Selector	-----	32
Handle	-----	36
Handle Link	-----	32
Solution Solenoid	-----	32
Three-Spool	-----	33
Variable Flow Control	-----	35

-W-

Walk, Safety	-----	14,15
Wheel	-----	15
Motor	-----	15
Motor Shield	-----	15
Power	-----	28
Steering	-----	24
Wiper	-----	24
Arm	-----	24
Blade	-----	24
Motor	-----	24