

**PARTS MANUAL**  
**FOR**  
**HAGIE MODEL 8250 HI-TRACTOR**

**HAGIE MANUFACTURING COMPANY**

**BOX 273 CLARION, IOWA 50525**

**(515)532-2861**

**COVERS MACHINE SERIAL NUMBERS:**


**065678001 thru 065678050**

**5-87 493110**

## SPRAYER IDENTIFICATION

Each Hagie sprayer is identified by means of a frame serial number. This serial number denotes the model, year in which it was built, and the number of the sprayer. As for further identification, the engine has a serial number and the planetary hubs have identification plates that describe the type of mount and gear ratio. To insure prompt, efficient service when ordering parts or requesting service repairs from Hagie Manufacturing Company, record the serial and identification numbers in the space provided below.

Note: Reference to left hand and right hand used throughout this manual refers to the position when seated in the operator's seat facing forward.



SPRAYER SERIAL NUMBER

\_\_\_\_\_



ENGINE SERIAL NUMBER

\_\_\_\_\_



ENGINE SERIAL NUMBER

\_\_\_\_\_



PLANETARY HUB IDENTIFICATION NUMBERS

\_\_\_\_\_

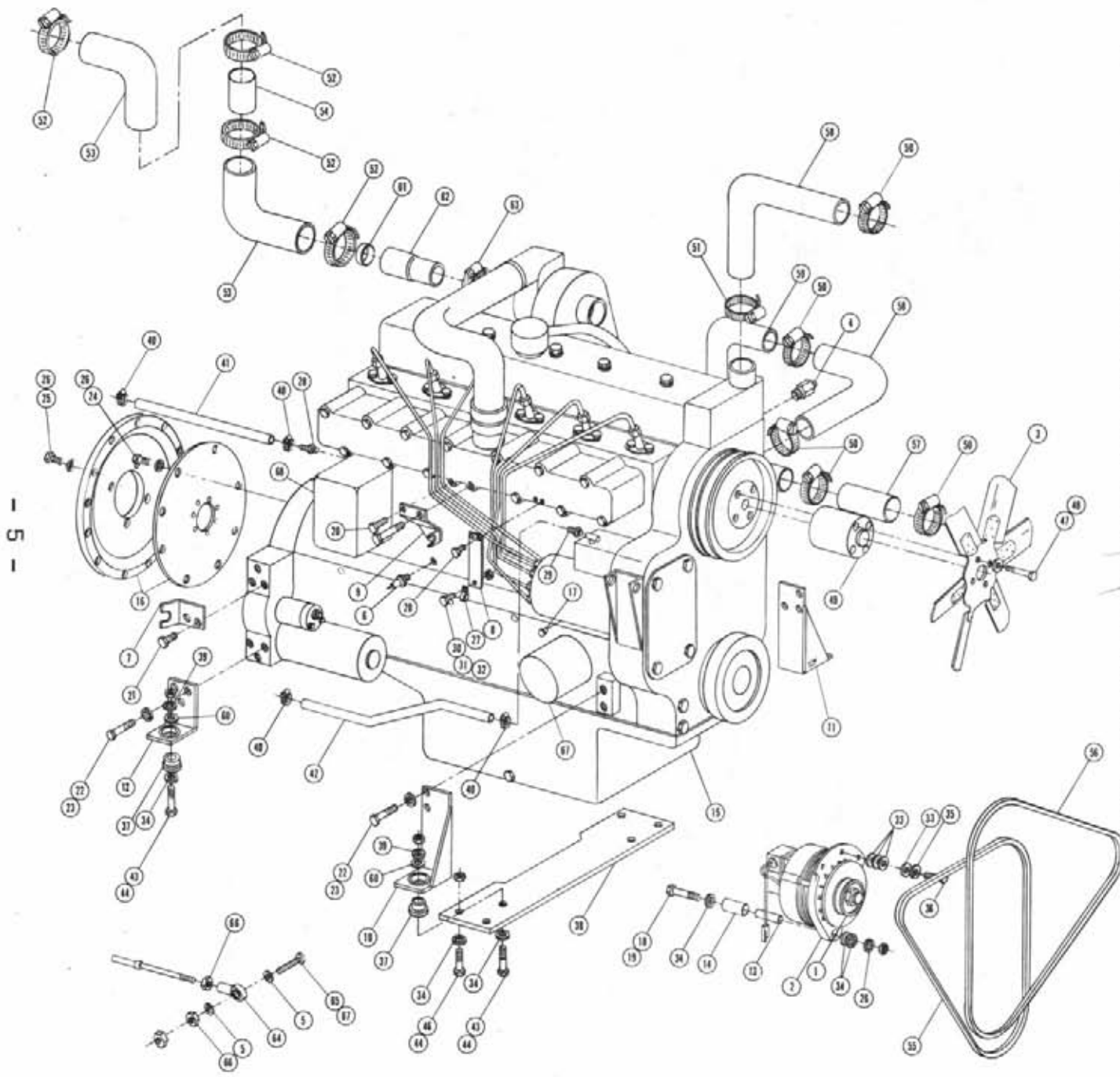
TABLE OF CONTENTS

ABBREVIATIONS.....	4
ENGINE ASSEMBLIES.....	5-17
LEG ASSEMBLIES.....	18-20
TIRE ASSEMBLY.....	21
STEERING CYLINDER.....	22
TIE ROD ASSEMBLY.....	23
FUEL AND OIL TANKS.....	24-25
OPERATOR STATION.....	26-30
CONSOLE ASSEMBLY.....	31-34
FLOW DIVIDER AND SELECTOR VALVE.....	35-37
STEERING WHEEL ASSEMBLY.....	38
OPERATOR STATION FOAM.....	39
SOLUTION SYSTEM.....	40-45
SHEET METAL.....	46
TRANSOM, BOOM, AND LIFT COMPONENTS.....	47-50
LADDER AND TREAD ADJUSTMENT.....	51
SOLUTION HOISING DIAGRAM.....	52
CROP SHIELDS AND STALK GUIDE.....	53
WHEEL DRIVE ASSEMBLY.....	54-57
DECALS.....	58-61
HYDRAULIC SCHEMATIC.....	62-69
ELECTRICAL SCHEMATIC.....	70-75
INDEX.....	76

# ABBREVIATIONS

A/C - Air Conditioner	MT - Mount
ADPTR - Adapter	MTR - Motor
AGI - Agitator	P/N - Part Number
ALT - Alternator	PLT - Plate
ASSY - Assembly	QTY - Quantity
BRKT - Bracket	RED - Reducer
DET - Detail	REF - Reference
DISPL - Displacement	REST - Restrictor
EL - Elbow	REQ - Required
EXT - Extension	SHFT - Shaft
FLO - Flow	SOL - Solution
FNPT - Female National Pipe Thread	STRG - Steering
FOR - Female O-ring	ST - Street
FRT - Front	SWIV - Swivel
HYD - Hydraulic	UNC - Unified National Course (Thread)
HYDR0 - Hydrostatic	UNF - Unified National Fine (Thread)
LG - Long	V - Volt
LWR - Lower	W/ - With
MJIC - Male J. I. C.	WHL - Wheel
MOR - Male O-ring	WLD - Weldment

ONAN ENGINE ASSEMBLY



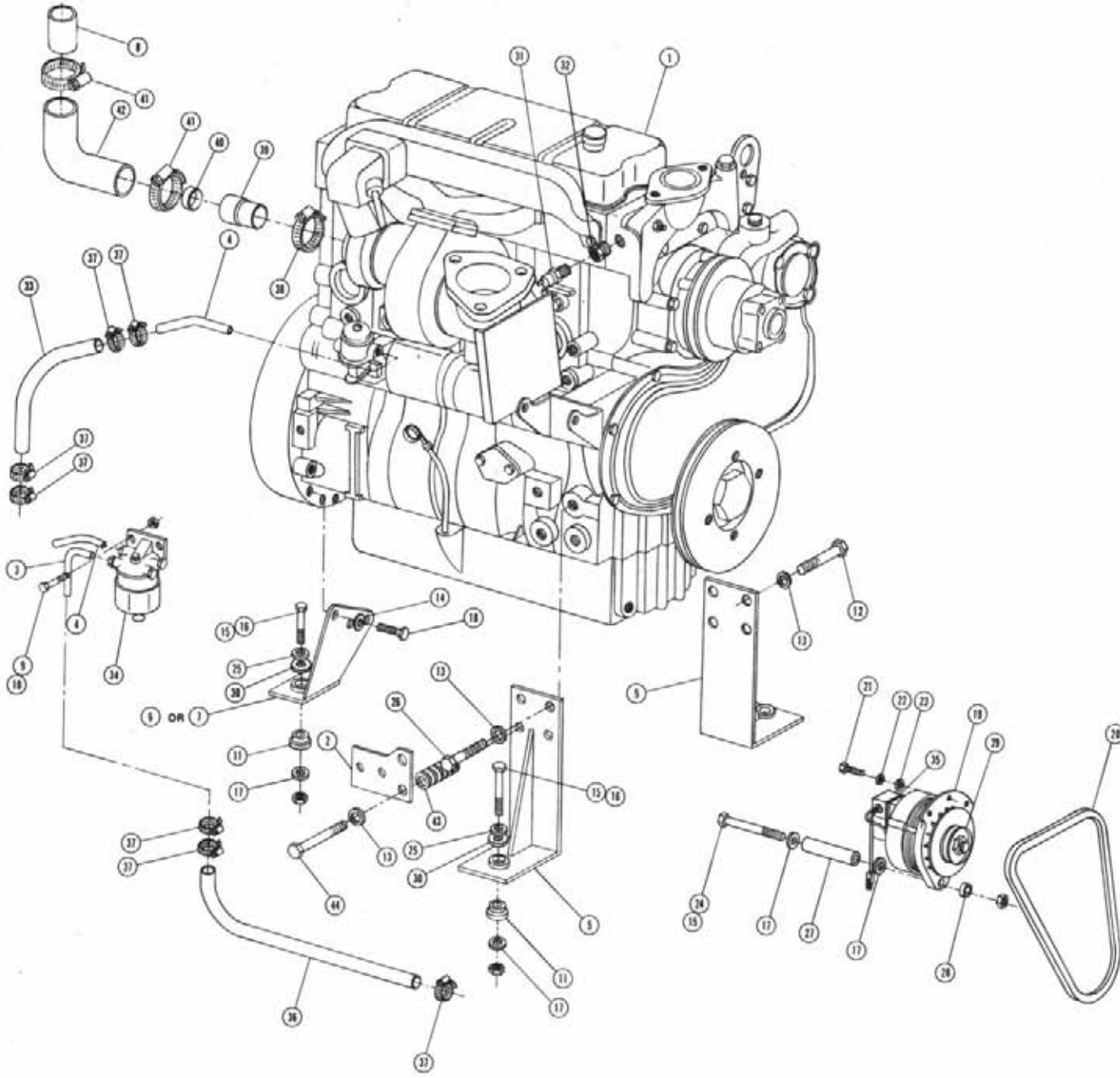
Det.	Qty.	P/N	Description
1	1	141022	Sheave
2	1	310093	55 Amp Alternator
3	1	314435	19" Pir Fan W/2.25 Pitch
4	1	314471	Temperature Sender 3/8 NPT
5	1	920510	No. 10 Lock Washer
6	1	314788	Oil Sender
7	1	316123	Hydrostatic Cable Mount
8	1	316123	Fuel Shut Off Cable Mount
9	1	316123	Throttle Cable Mount Weldment
10	1	316123	Right Front Motor Mount Weldment
11	1	316128	Left Front Motor Mount Weldment
12	1	316133	Rear Motor Mount Weldment
13	1	316137	1/2 O.D. x .035 No. x 2.50
14	1	316138	7/8 O.D. x .156 x 1.25
15	1	316139	Onan Engine
16	1	316140	Onan To Sundstrand Drive Assembly
17	1	390486	Throttle Cable Holder
18	1	473779	10 MM Hex Nut
19	1	473780	10 MM-1.50 x 90 MM Hex Bolt
20	1	473780	6 MM-1.50 x 12 MM Hex Bolt
21	1	473782	12 MM-1.75 x 18 MM Hex Bolt
22	1	473783	12 MM-1.75 x 25 MM Hex Bolt
23	1	473784	12 MM Lock Washer
24	1	473793	10 MM-1.50 x 20 MM Hex Bolt
25	1	473792	10 MM-1.50 x 30 MM Hex Bolt
26	1	473798	10 MM Lock Washer
27	1	520119	3/16 Cushion Hose Clamp
28	1	283303	1/4 NPT x 5/16 Hose Barb
29	1	711001	1/8 NPT x 5/16 Hose Barb
30	1	314000	1/4 UNC Stover Nut
31	1	920000	1/4 UNC x 3/4 Hex Bolt
32	1	920000	1/4 SAE Flat Washer
33	4	920001	5/16 SAE Flat Washer
34	10	920004	1/2 SAE Flat Washer
35	1	920501	5/16 Lock Washer
36	1	900065	5/16 UNC x 1 Hex Bolt
37	1	311032	Engine Isolator
38	1	341562	Mainframe Tie Plate
39	1	483041	1/2 Regular Flat Washer
40	1	520120	No. 4 Hose Clamp
41	1	601257	5/16 I.D. x 120" Fuel Line Hose
42	1	601263	5/16 I.D. x 144" Fuel Line Hose
43	1	900269	1/2 UNC x 2 3/4 Hex Bolt
44	1	914008	1/2 UNC Stover Nut
45	1	914027	No. 10-32 Stover Nut
46	1	900264	1/2 UNC x 1 1/4 Hex Bolt
47	1	473804	8 MM Lock Washer
48	1	473774	8 MM-1.25 x 100 MM Hex Bolt
49	1	316142	Onan Fan Sogger
50	1	520067	No. 6 Hose Clamp
51	1	520068	No. 32 Hose Clamp
52	1	520052	No. 52 Hose Clamp
53	1	314731	Air Cleaner Hose
54	1	314828	Air Cleaner Tube
55	1	147015	7550 Belt
56	1	147014	7508 Belt
57	1	601251	1 3/4 I.D. x 6 Hose
58	1	314801	Radiator Hose
59	1	316144	Lower Radiator Tube
60	1	483037	5/8 Regular Flat Washer
61	1	316146	Hose Insert
62	1	319295	2 1/4 I.D. x 2 1/2 Rubber Adapter
63	1	520099	No. 40 Hose Clamp
64	1	473923	No. 10-32 Ball Joint
65	1	903893	No. 10-32 x 1 Slotted Round Screw
66	1	910027	No. 10 UNF Hex Nut
67	1	316143	Oil Filter
68	1	316148	Fuel Filter

PERKINS DIESEL ENGINE ASSEMBLY

DET. QTY PART NO. DESCRIPTION

DET.	QTY	PART NO.	DESCRIPTION
1	1	314807	PERK T4.236 ENG
2	1	314811	WATER TRAP MT PERK T4.236
3	1	314819	WATER TRAP INLET TUBE
4	2	314620	WATER TRAP OUTLET TUBE
5	2	314745	FRT MTR MT WLD PERK
6	1	314748	RH REAR MTR MT WLD PERK
7	1	314749	LH REAR MTR MT WLD PERK
8	1	314628	ATR CLEANER TUBE 3.00 X 6.00
9	2	914004	3/8 UNC STOVER NUT
10	2	900150	5/8 UNC X 1 1/4 HEX BOLT
11	4	311032	ENG ISOLATOR
12	4	900231	7/16 UNF X 1 HEX BOLT
13	8	920503	LOCK WASH 7/16
14	6	920504	LOCK WASH 1/2
15	5	914008	1/2 UNC STOVER NUT
16	4	900269	1/2 UNC X 2 3/4 HEX BOLT
17	6	920004	1/2 FLAT WASHER SAE
18	6	900265	1/2 UNC X 1 1/2 HEX BOLT
19	1	310095	55 AMP ALT W/12V REGULATOR
20	1	140056	BELT GATE 9510
21	1	900065	5/16 UNC X 1 HEX BOLT
22	1	920501	LOCK WASH 5/16
23	1	920001	5/16 FLAT WASHER SAE PLT
24	1	900275	1/2 UNC X 4 1/2 HEX BOLT
25	4	483041	1/2 REGULAR FLAT WASH PLT
26	2	900232	7/16 UNF X 1 1/4 HEX BOLT
27	1	314612	ALT SPACER .62 OD X 2.31
28	1	314613	ALT SPACER .62 OD X .19
29	1	141022	SHEAVE ALT MOTOROLA
30	4	483037	FLAT WASH 5/8 REGULAR
31	1	314437	TEMP SENDR 2800 1/8NPT FOR GA
32	1	503012	RED BUSH 1/2 MNPT TO 1/8 FNPT
33	1	601290	HOSE, 5/16 X 20 FUEL LINE
34	1	314657	WATER TRAP ASSY PERK 4.236
35	1	310102	V REG FOR MOTOROLA ALT R7-1
36	1	601257	HOSE, 5/16 X 120 IN FUEL LINE
37	7	520120	HOSE CLAMP NO 4 MINIATURE PLT
38	1	520099	HOSE CLAMP NO 40 PLATED
39	1	315293	RUBBER ADPTR 2 1/4 ID X 2 1/2
40	1	316146	HOSE INSERT, AIR INTK DNAN
41	2	520052	HOSE CLAMP NO 52 PLATED
42	1	314731	AIR CLEANER HOSE
43	6	920003	7/16 FLATWASHER SAE
44	2	900233	7/16 UNF X 1 1/2 HEX BOLT

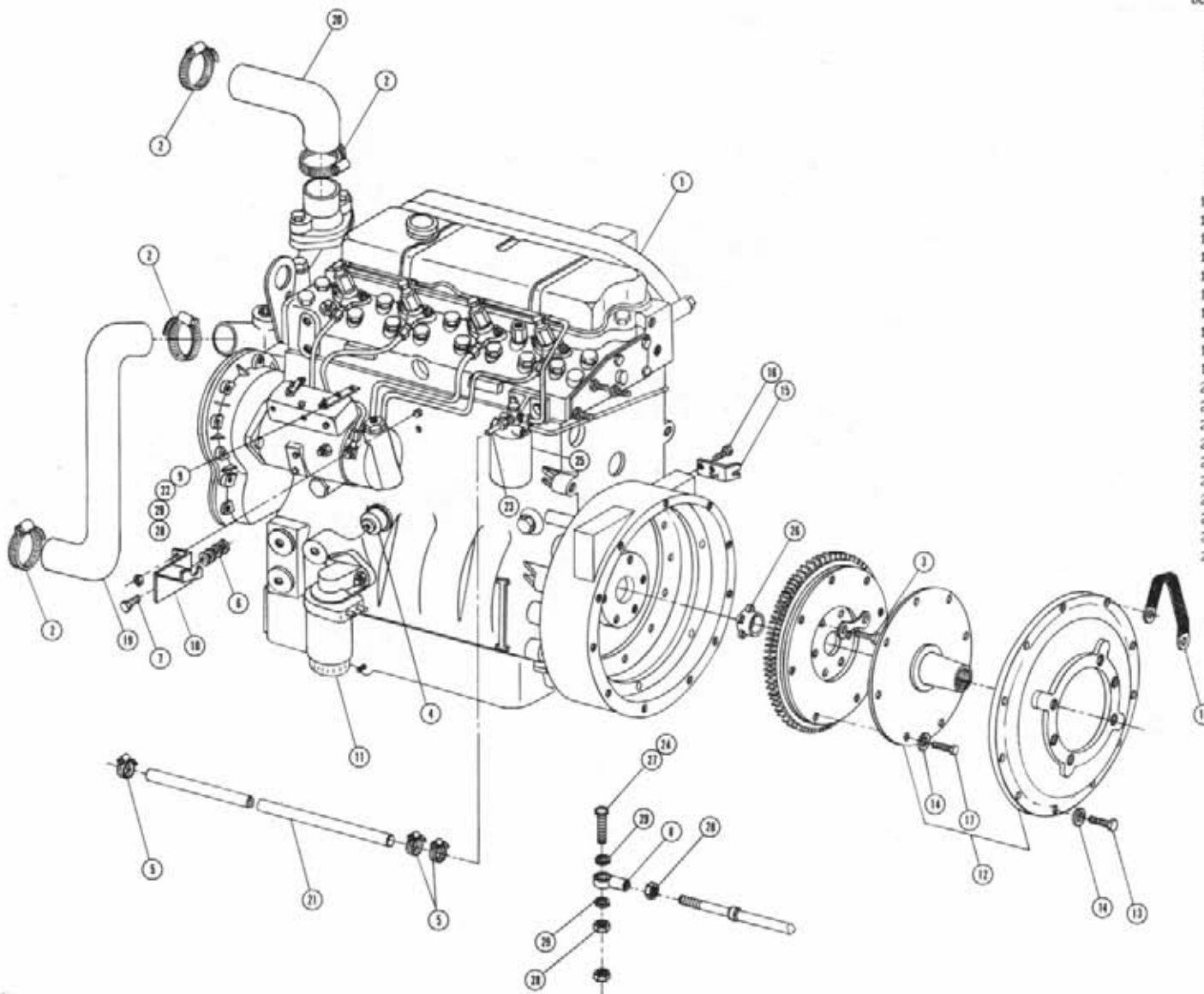
- 9 -



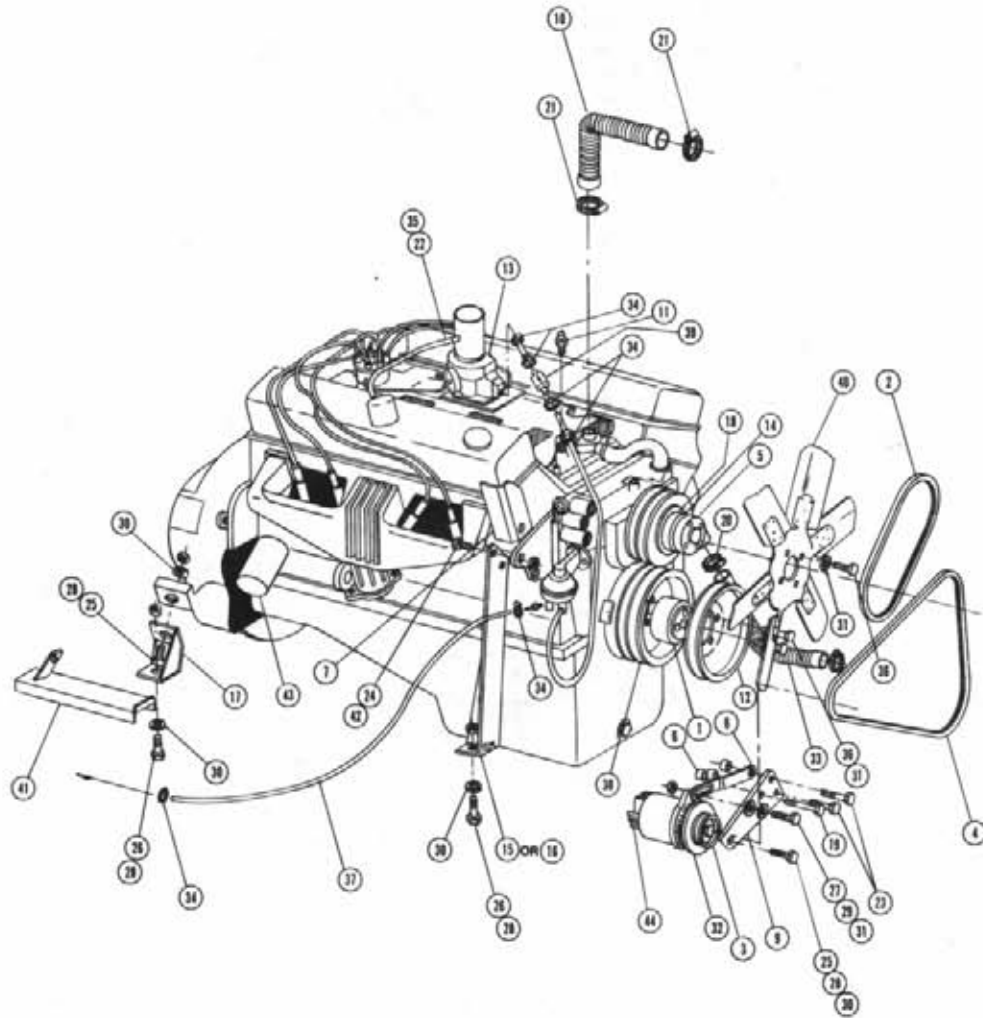
PERKINS DIESEL ENGINE ASSEMBLY

DET. QTY PART NO. DESCRIPTION

DET.	QTY	PART NO.	DESCRIPTION	
1	1	314807	PERK T4.236 ENG 8250	87
2	4	520067	HOSE CLAMP NO 28 PLATED	
3	6	900301	1/2 UNF X 1 HEX BOLT	
4	1	314788	OIL SENDER 1/8NPT PERK	
5	3	520120	HOSE CLAMP NO 4 MINIATURE PLT	
6	4	920001	5/16 FLAT WASHER SAE PLT	
7	1	900098	5/16 UNF X 3/4 HEX BOLT	
8	1	473921	BALL JOINT NO 10-32 THD	
9	1	514644	FUEL SHUTOFF PIVOT PERK4236	
10	1	314812	THROT CABLE MT WLD T4.236 87	
11	1	314671	ENG OIL FILT ELEMENT PERK4236	
12	1	800472	PERK 4.236 TO SUND DRIVE ASSY	
13	12	900130	3/8 UNC X 1 1/4 HEX BOLT	
14	20	920502	LOCK WASH 3/8	
15	1	606851	HYDST CONT CABLE MT	
16	2	900263	1/2 UNC X 1 HEX BOLT	
17	8	900162	3/8 UNF X 3/4 HEX BOLT	
18	1	290107	8 IN GROUND STRAP	
19	1	314757	GATES 20811 RADIATOR HOSE	
20	1	314758	GATES 20608 RADIATOR HOSE	
21	1	601263	FUEL LINE HOSE 5/16 X 144	
22	1	472231	10-32 X 3/4 PAN HD MACH SCREW	
23	1	314725	FUEL RETURN TUBE PERK 4.23681	
24	1	914027	NO 10-32 STOVER NUT	
25	1	314558	FUEL FILTER ELEMENT PERK	
26	1	800481	DRIVE DISK ADPTR HSNG PERKINS	
27	1	903893	10-32 X 1 SLT RD HD MACH SCR	
28	3	910027	HEX NUT NO 10 UNF	
29	3	920510	LOCK WASH NO 10	



CHRYSLER ENGINE ASSEMBLY

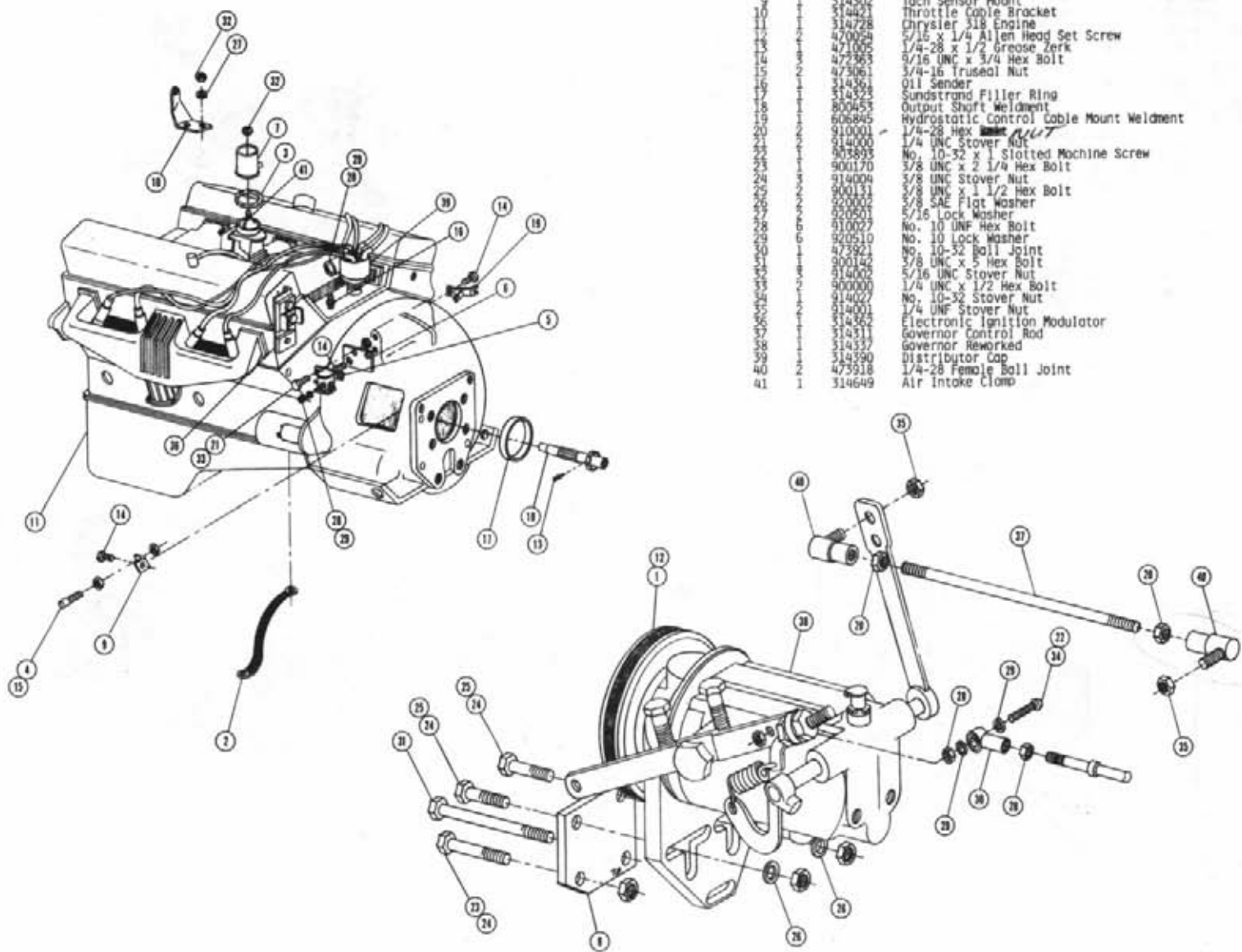


Det. Qty.	P/N	Description
1	090357	Spacer
2	147000	Gates 2490 Belt
3	141022	Alternator Sheave
4	147001	Gates 2520 Belt
5	311039	Fan Spacer
6	200015	Alternator Spacer
7	314303	Exhaust Manifold Heat Shield
8	314309	Alternator Adjustment Arm
9	314310	Alternator Mount
10	314327	Upper Radiator Hose
11	314437	Temperature Sender
12	314419	Crank Pulley
13	314453	Holley Carburetor
14	319614	Fan Adapter
15	341348	Left Front Motor Mount Weldment
16	341351	Right Front Motor Mount Weldment
17	341353	Rear Motor Mount Weldment
18	311038	Fan Spacer
19	900132	3/8 UNC x 1 3/4 Hex Bolt
20	520067	No. 28 Hose Clamp
21	520085	No. 24 Hose Clamp
22	601151	5/8 x 12 Heater Hose
23	900142	3/8 UNC x 5 Hex Bolt
24	900198	7/16 UNC x 1 3/4 Hex Bolt
25	900283	1/2 UNC x 2 1/4 Hex Bolt
26	900265	1/2 UNC x 1 1/2 Hex Bolt
27	900064	5/16 UNC x 3/4 Hex Bolt
28	914008	1/2 UNC Stover Nut
29	920001	5/16 SAE Flat Washer
30	920004	1/2 SAE Flat Washer
31	920501	5/16 Lock Washer
32	310093	55 AMP Alternator
33	314417	Lower Radiator Hose
34	520120	No. 4 Hose Clamp
35	520070	No. 8 Hose Clamp
36	900086	5/16 UNC x 2 1/4 Hex Bolt
37	601257	5/16 x 120" Hose
38	090359	Crankshaft Pulley
39	314388	Fuel Filter
40	314435	19" Pir Fan W/2.25 Pitch
41	314428	Cable Heat Shield Weldment
42	914006	7/16 UNC Stover Nut
43	319260	Oil Filter
44	310102	Voltage Regulator

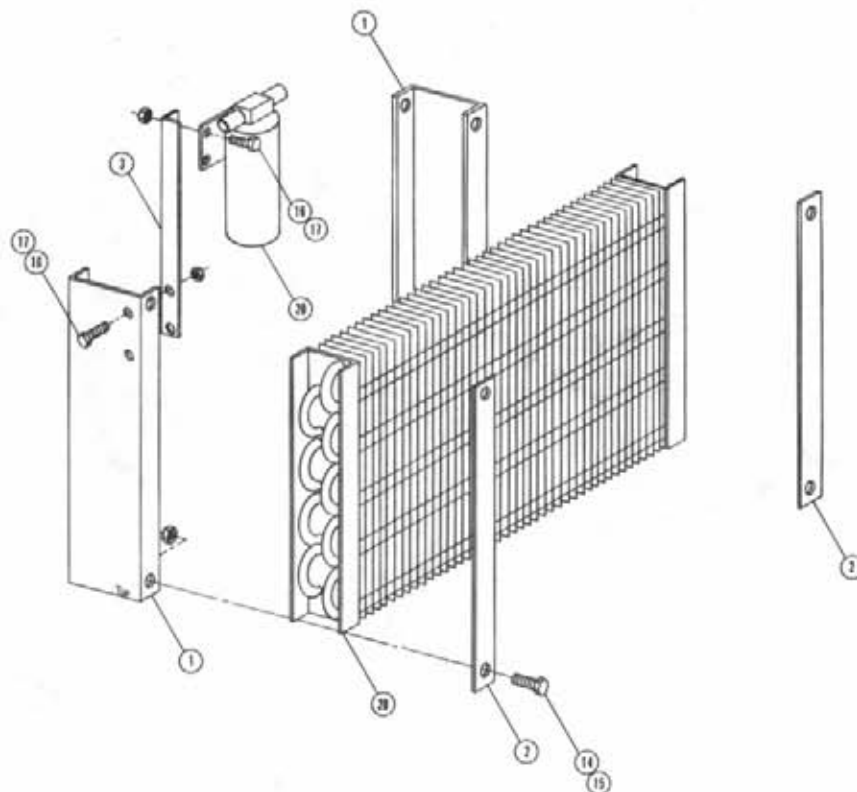
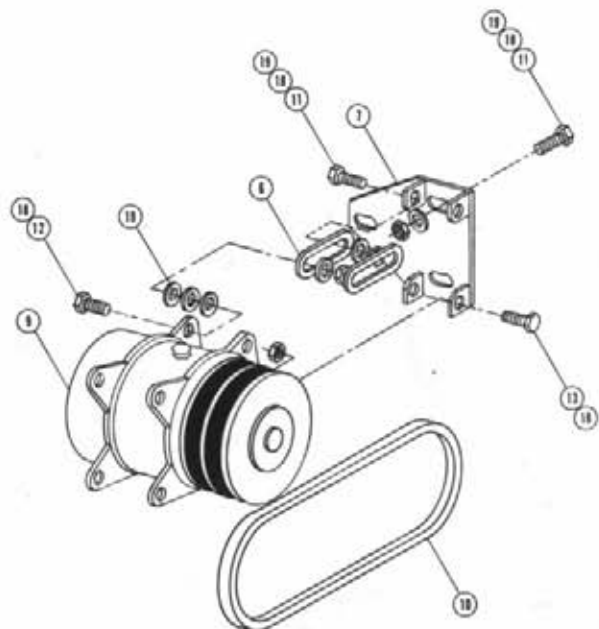


CHRYSLER ENGINE ASSEMBLY

Det.	Qty.	P/N	Description
1		147030	6" O.D. Sheave
2		290109	8" Ground Strap
3		870334	Gasket 2 5/8 x 3 O-Ring
4		291206	Speedometer Tach Sensor
5		310691	Starter Solenoid
6		311021	Starter Solenoid Mount
7		314732	Air Intake Tube Weldment
8		311044	Governor Mount Weldment
9		314302	Tach Sensor Mount
10		314421	Throttle Cable Bracket
11		314728	Chrysler 318 Engine
12		470054	5/16 x 1/4 Allen Head Set Screw
13		471005	1/4-28 x 1/2 Grease Zerk
14		477363	9/16 UNC x 3/4 Hex Bolt
15		473061	3/4-16 Truseal Nut
16		314361	Oil Sender
17		314323	Sundstrand Filler Ring
18		800453	Output Shaft Weldment
19		606845	Hydrostatic Control Cable Mount Weldment
20		910001	1/4-28 Hex <del>Stover Nut</del>
21		914000	1/4 UNC Stover Nut
22		903893	No. 10-32 x 1 Slotted Machine Screw
23		900170	3/8 UNC x 2 1/4 Hex Bolt
24		914004	3/8 UNC Stover Nut
25		900131	5/8 UNC x 1 1/2 Hex Bolt
26		900131	5/8 UNC x 1 1/2 Hex Bolt
27		500501	5/8 SAE Flat Washer
28		500501	5/8 SAE Flat Washer
29		910027	No. 10 UNF Hex Bolt
30		920510	No. 10 Lock Washer
31		473921	No. 10-32 Ball Joint
32		900142	3/8 UNC x 5 Hex Bolt
33		914002	5/16 UNC Stover Nut
34		900000	1/4 UNC x 1/2 Hex Bolt
35		914027	No. 10-32 Stover Nut
36		914001	1/4 UNF Stover Nut
37		314362	Electronic Ignition Modulator
38		314311	Governor Control Rod
39		314337	Governor Reworked
40		314390	Distributor Cap
41		473918	1/4-28 Female Ball Joint
		314649	Air Intake Clamp



CHRYSLER A/C COMPRESSOR ASSEMBLY

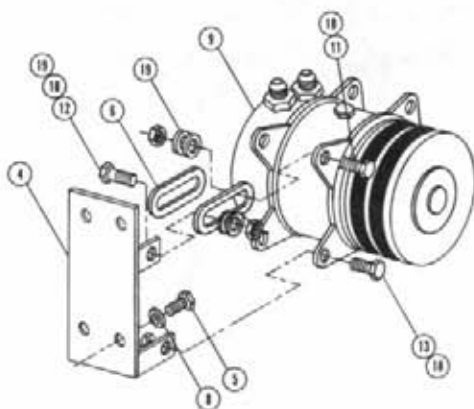


A/C COMPRESSOR PUMP ASSEMBLY

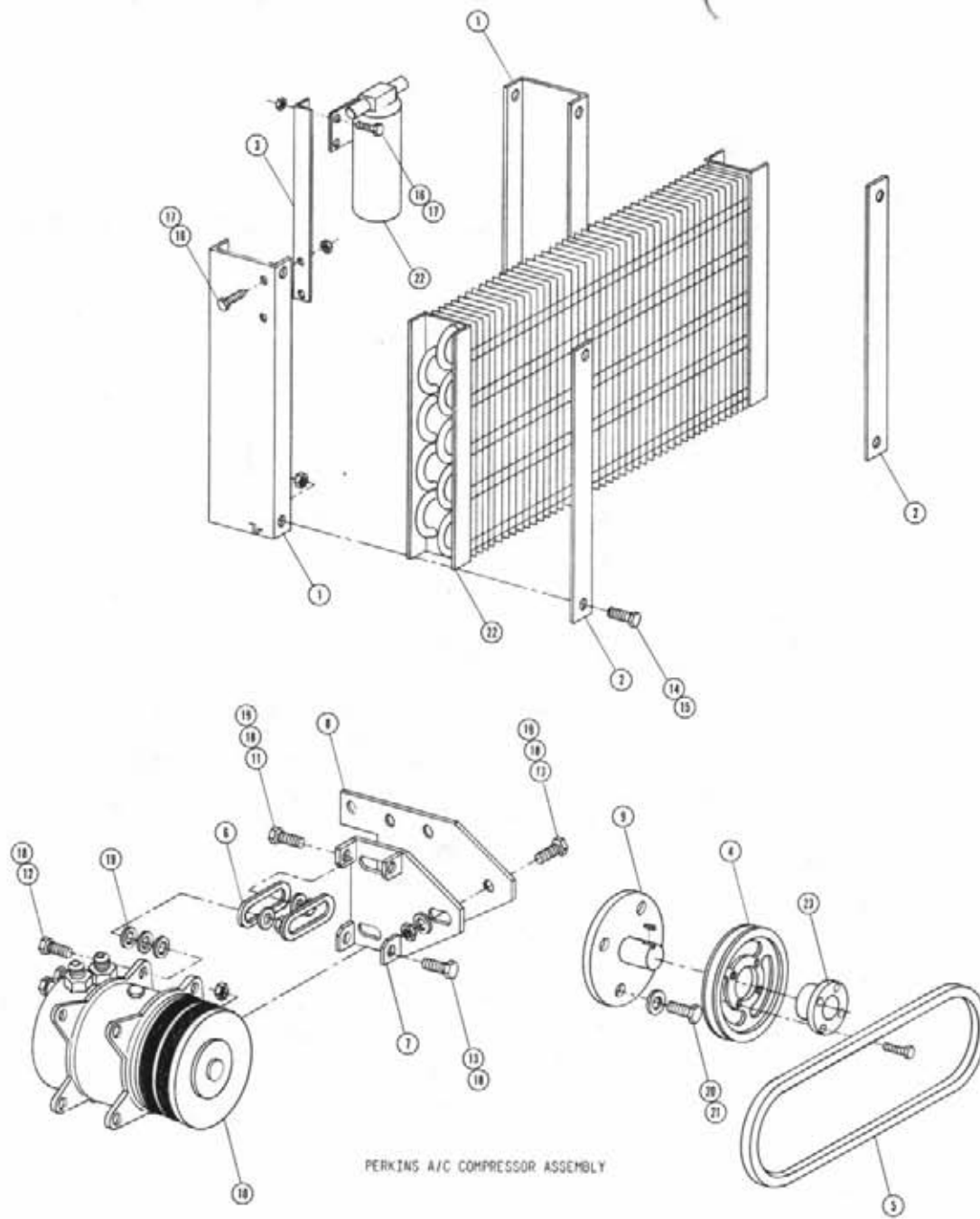
DET. QTY PART NO. DESCRIPTION

1	2	314413	CONDENSER MOUNT
2	2	314418	CONDENSER KEEPER
3	1	314420	A/C DRYER MTG BRKT
4	1	657330	A/C COMPRESR MT WLD ONAN
5	4	473803	8MM X 1.25TD X 16MM HEX BOLT
6	2	657315	A/C COMPRESR ADJ TAB
7	1	657317	A/C COMPRESR MT WLD
8	4	473804	8MM LOCKWASHER
9	1	657310	COMPRESSOR, A/C
10	1	147040	2400 BELT
11	5	900129	3/8 UNC X 1 HEX BOLT
12	2	900131	3/8 UNC X 1 1/2 HEX BOLT
13	2	900130	3/8 UNC X 1 1/4 HEX BOLT
14	4	900064	5/16 UNC X 3/4 HEX BOLT
15	4	914002	5/16 UNC STOVER NUT
16	4	900002	1/4 UNC X 3/4 HEX BOLT
17	4	914000	1/4 UNC STOVER NUT
18	9	914004	3/8 UNC STOVER NUT
19	13	920002	WASH FLAT 3/8 SAE
20	2	657309	CONDENSOR KIT

ONAN A/C COMPRESSOR ASSEMBLY



NOTE: FOR ONAN OPTION USE ITEMS: 1-2-3-4-5-6-8  
9-11-12-13-14-15-16-17-18-19-20-21.  
FOR CHRYSLER OPTION USE ITEMS: 1-2-3-6-7  
9-10-11-12-13-14-15-16-17-18-19-20-21.

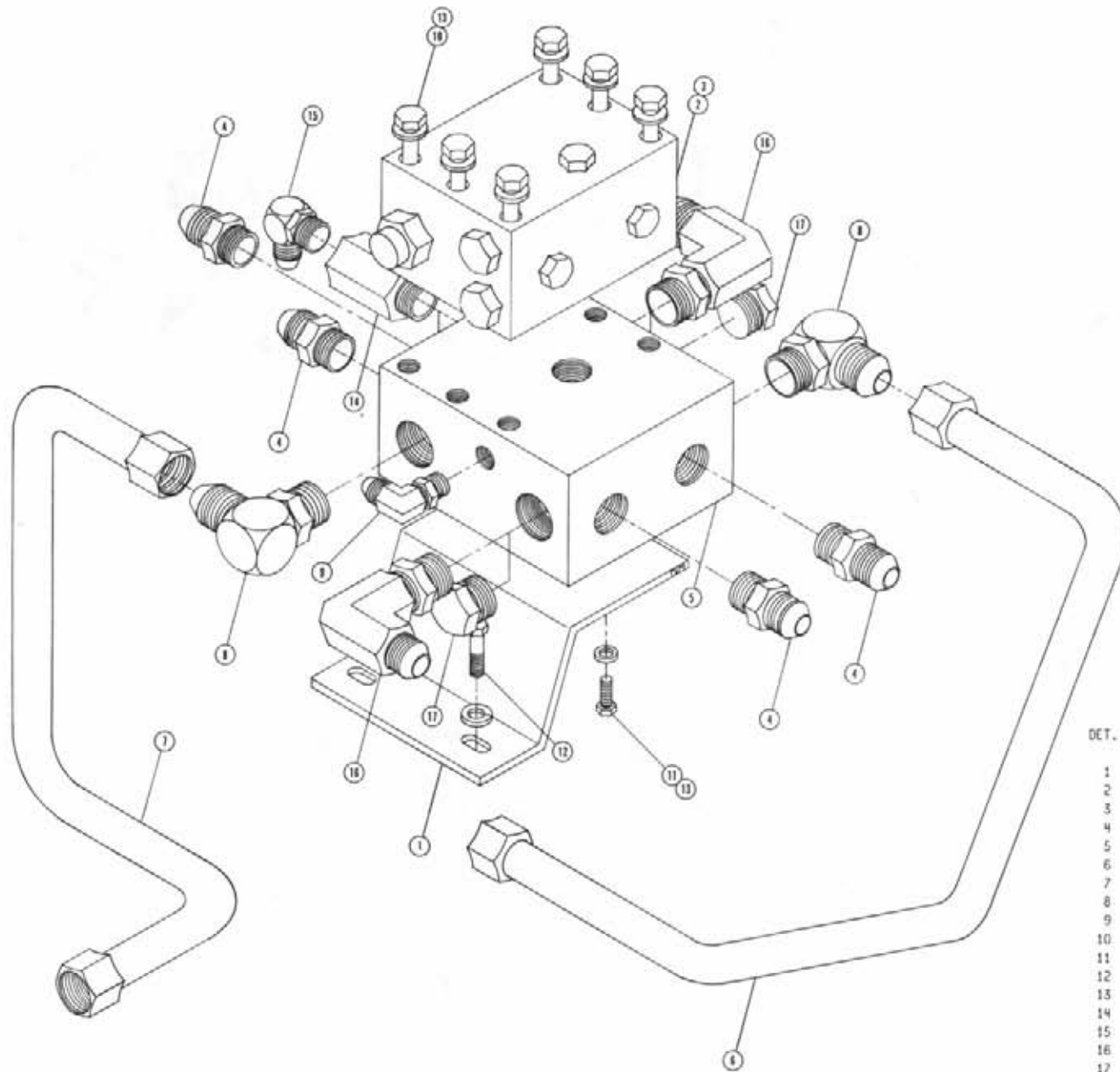


PERKINS A/C COMPRESSOR PUMP ASSEMBLY

DET. QTY PART NO. DESCRIPTION

1	2	314413	CONDENSER MOUNT
2	2	314418	CONDENSER KEEPER
3	1	314420	A/C DRYER MTC BRKT
4	1	140066	SHEAVE, 1GR 6.25 DD 0-A TYPE
5	1	147009	BELT 4L380
6	2	657315	A/C COMP SR ADJ TAB
7	1	657317	A/C COMP SR MT WLD
8	1	657320	A/C COMP SR MT ADPTR PERK
9	1	657321	A/C DRIVE SHAFT WLD PERK
10	1	657310	COMPRESSOR, A/C
11	2	900129	3/8 UNC 1 HEX BOLT
12	2	900131	3/8 UNC X 1 1/2 HEX BOLT
13	5	900130	3/8 UNC X 1 1/4 HEX BOLT
14	4	900064	5/16 UNC X 3/4 HEX BOLT
15	4	914002	5/16 UNC STOVER NUT
16	4	900002	1/4 UNC X 3/4 HEX BOLT
17	4	914000	1/4 UNC STOVER NUT
18	9	914004	3/8 UNC STOVER NUT
19	13	920002	WASH FLAT 3/8 SAE
20	4	900231	7/16 UNF X 1 HEX BOLT
21	4	920503	LOCK WASH 7/16
22	1	657509	CONDENSER KIT
23	1	140067	TAPER BUSH TYPE D 1.50 BORE

PERKINS A/C COMPRESSOR ASSEMBLY

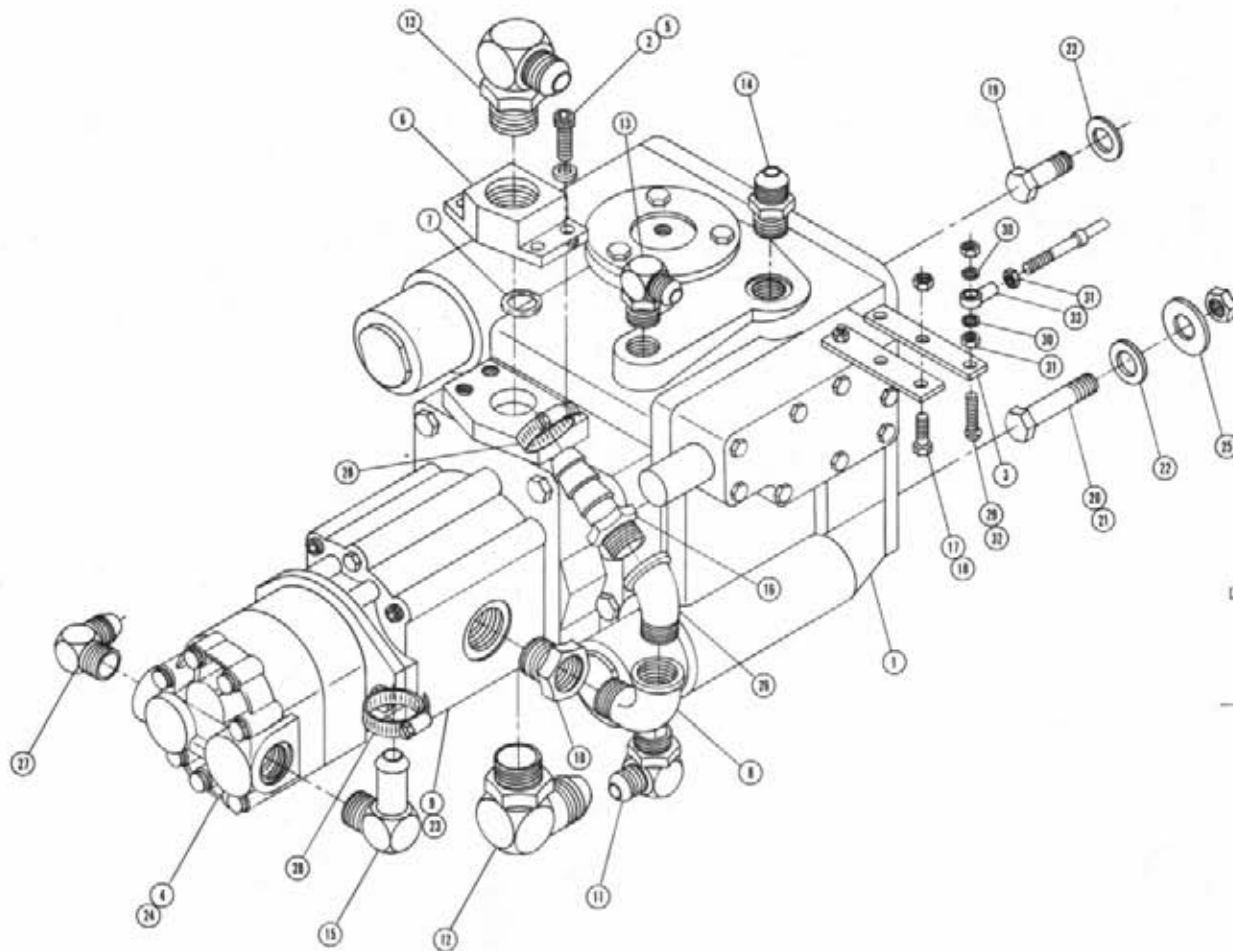


HYDRAULIC MANIFOLD ASSEMBLY

DET. QTY PART NO. DESCRIPTION

1	1	606849	LARGE HYD MANIFOLD MT
2	1	611009	SEAL KIT SUND SERIES 23
3	1	611013	HYD RELIEF VALVE ASSY
4	4	611127	1 1/16MJIC-1 1/16MOR ADPTR
5	1	615003	LARGE HYDRAULIC MANIFOLD
6	1	615568	HYD TUBE SUND PUMP RH
7	1	615569	HYD TUBE SUND PUMP LH
8	2	618178	1 5/16MJIC-90-1 5/16MOR LBO
9	1	618241	3/4MJIC-90-3/4MOR LBO
10	6	900075	5/16 UNC X 3 3/4 HEX BOLT
11	2	900065	5/16 UNC X 1 HEX BOLT
12	2	900196	7/16 UNC X 1 1/4 HEX BOLT
13	8	920501	LOCK WASH 5/16
14	1	610028	FLO CONTROL 16 GPH INLINE CES
15	1	618279	1 1/16MJIC-90-7/8MOR LBO
16	2	618248	1 1/16MJIC-90-1 1/16MOR LBO
17	2	610186	1 1/16MOR PLUG

NOTE: FOR TWO-WHEEL DRIVE ASSEMBLY ITEMS 14,  
15, AND 16 ARE REPLACED BY 17 AND 4.

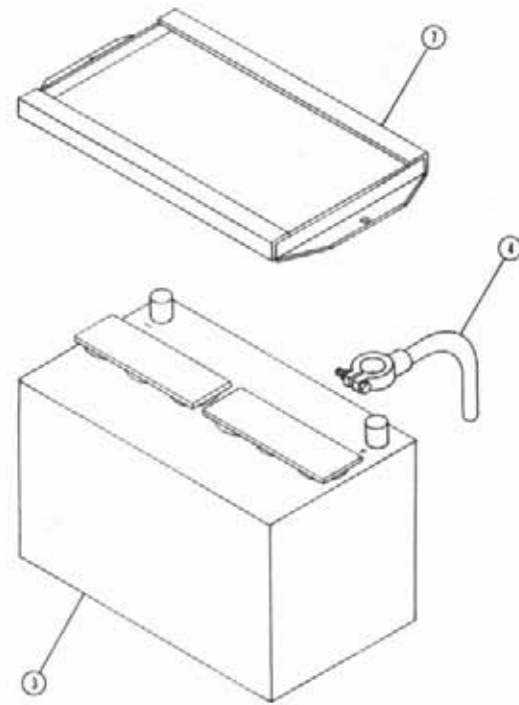
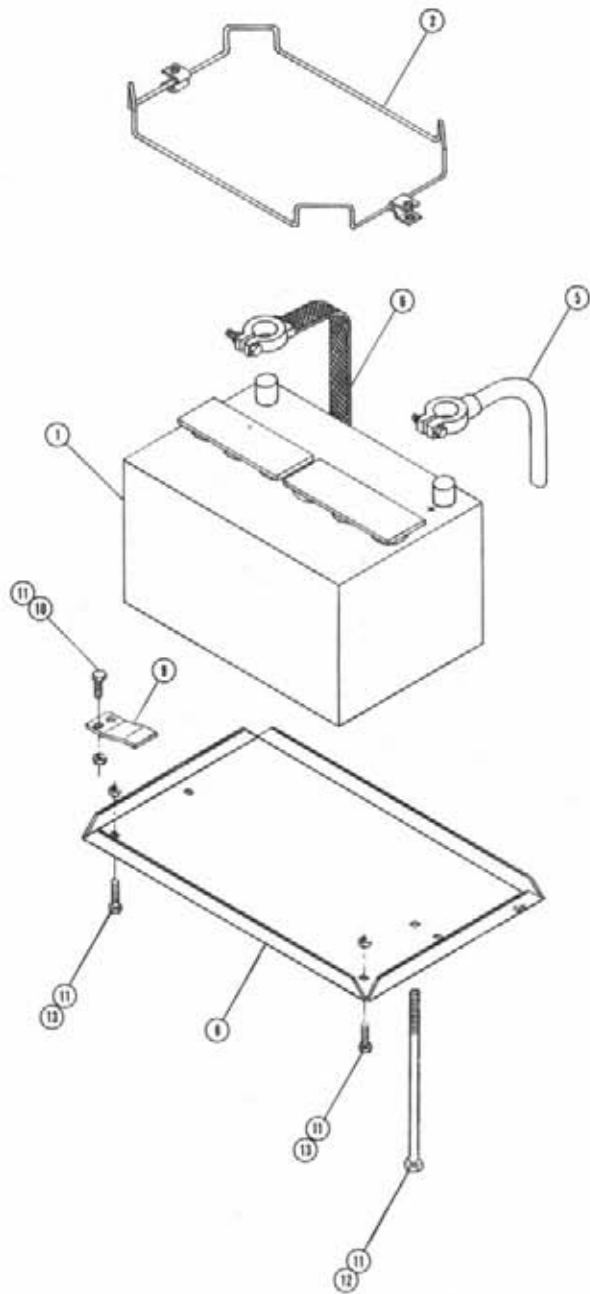


NOTE: 1. ITEMS 13 USED WITH FWD OPTION.  
 2. ASSEMBLY SHOWN IS FOR GAS OPTION.  
 FOR DIESEL OPTION REPLACE ITEMS 19,20  
 21,22, & 25 WITH (4) 900265 - 1/2 UNC  
 X 1 1/2 HEX BOLT AND (4) 920004 - 1/2  
 SAE FLAT WASHER.

SUNDSTRAND PUMP ASSEMBLY

DET. QTY PART NO. DESCRIPTION

1	1	606866	SUND 23 SER PUMP A-MT 1.06CHG
2	8	472243	CAP SCREW 3/8 UNCX1 3/4 ALLEN
3	1	606848	PUMP CONTROL LEVER EXT
4	1	610446	CESSNA PUMP 1.48CI SPLINED
5	8	618167	LOCK WASHER FOR 4-BOLT FLG
6	2	618176	1 5/16FOR 4-BOLT FLANGE, LESS
7	2	870219	BUNA ORING 1 5/16 X 1 9/16
8	1	505200	BLK PIPE ST EL 90DEG 1NPT
9	1	606867	SUND 1.06 CHG PUMP FOR 606866
10	1	618090	1 5/16MOR-1FNPT ADPTR
11	1	618183	3/4MJIC-90-7/8MOR LBO
12	2	618178	1 5/16MJIC-90-1 5/16MOR LBO
13	1	618114	9/16MJIC-90-7/16MOR LBO
14	1	618327	3/4MJIC-7/8MOR ADPTR
15	1	618563	1IN HOSE BARB-90-1 1/16MOR
16	1	714560	1 HOSE BARB-1MPT
17	2	900003	1/4 UNC X 1 HEX BOLT
18	2	914000	1/4 UNC STOVER NUT
19	2	900266	1/2 UNC X 1 3/4 HEX BOLT
20	2	900267	1/2 UNC X 2 HEX BOLT
21	2	914008	1/2 UNC STOVER NUT
22	4	920004	1/2 FLAT WASHER SAE
23	1	610387	O-RING
24	1	618261	O-RING
25	2	483041	1/2 REGULAR FLAT WASH PLT
26	1	505110	BLK PIPE ST EL 45DEG 1NPT
27	1	611128	7/8MJIC-90-7/8MOR LBO
28	2	520087	HOSE CLAMP NO 20 PLATED
29	1	903893	10-32 X 1 SLT RD HD MACH SCR
30	2	920510	LOCK WASH NO 10
31	2	910027	HEX NUT NO 10 UNF
32	1	914027	NO 10-32 STOVER NUT
33	1	473921	BALL JOINT NO 10-32 THD



BATTERY BOX ASSEMBLY

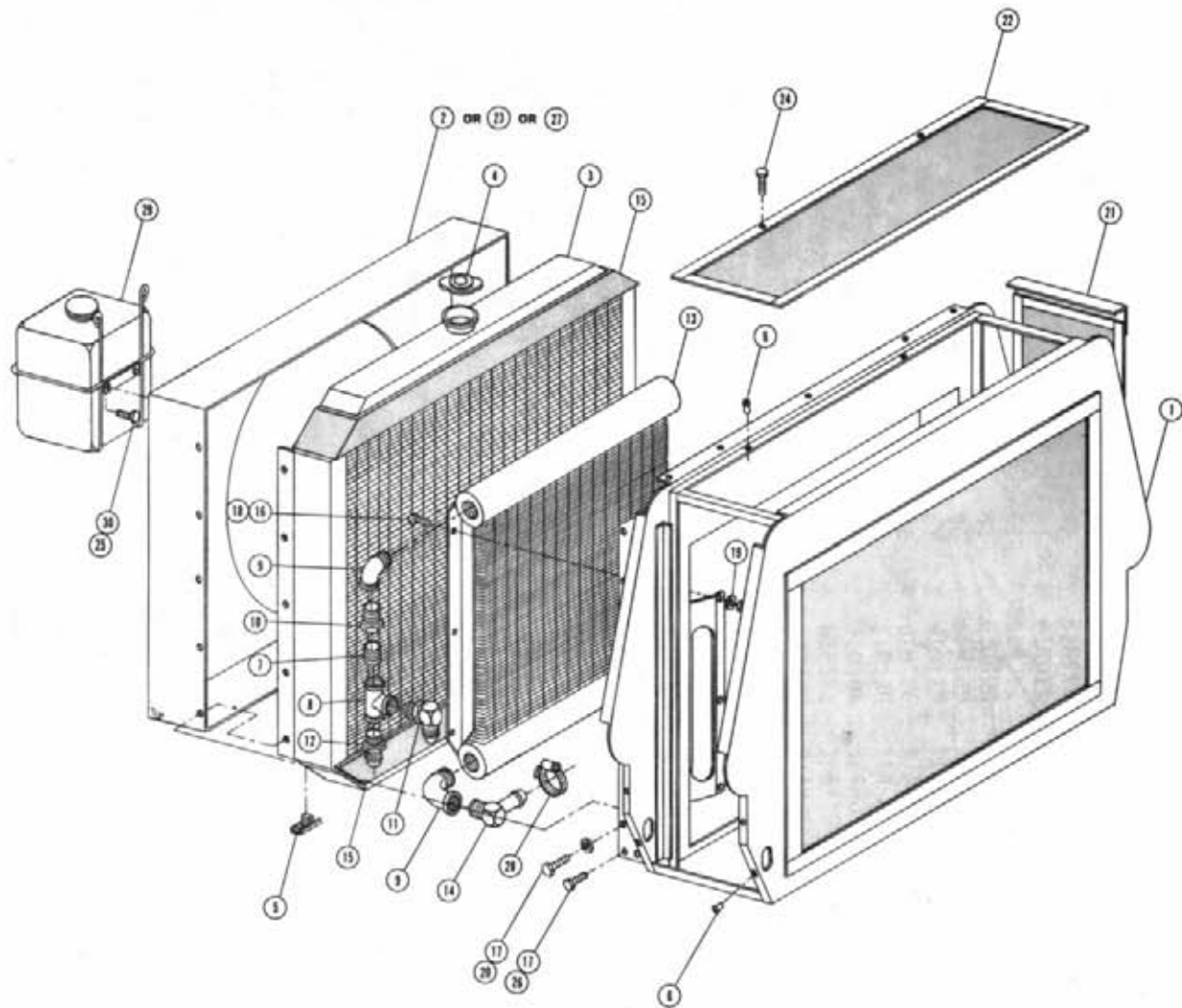
Det.	Qty.	P/N	Description
1	1	290013	Battery "Gas Engine"
2	1	290212	Battery Hold Down w/Clamps
3	1	291122	Battery "Diesel Engine"
4	1	290052	Battery Cable 56"
5	1	291128	Battery Cable 48"
6	1	290111	Ground Strap
7	1	341322	Battery Hold Down Weldment
8	1	361149	Battery Box
9	1	361192	Battery Box Support
10	2	900129	3/8 UNC x 1" Hex Bolt
11	6	914004	3/8 UNC Lock Nut
12	2	901149	3/8 UNC x 8 1/2 Carriage Bolt
13	2	900128	3/8 UNC x 3/4 Hex Bolt

Note: Items 6, 8, 11, and 12 are used with both engines.

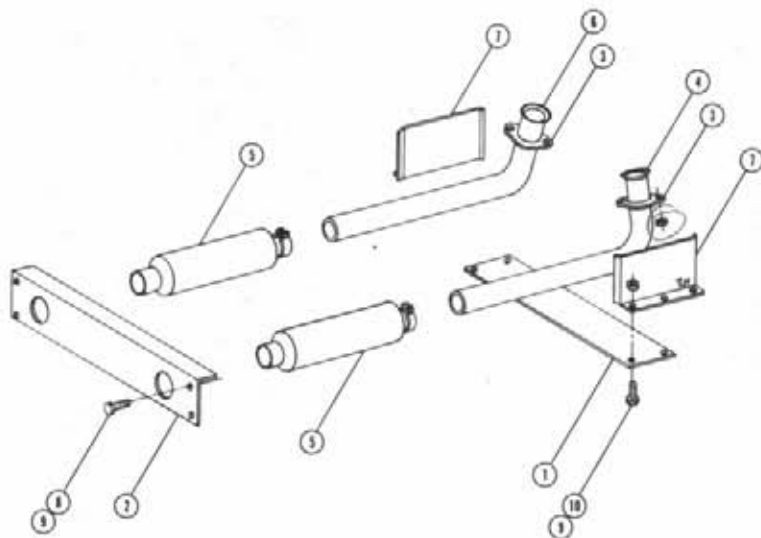
RADIATOR AND OIL COOLER ASSEMBLY

DET. QTY PART NO. DESCRIPTION

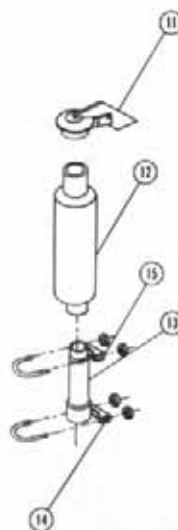
1	1	314477	RAD-OIL COOLER MT WLD
2	1	314440	RAD SHROUD CHRY
3	1	314791	RADIATOR LONG MFG
4	1	319257	RAD CAP 7LB X 3/4FREE BRTH SM
5	1	319559	RADIATOR DRAIN COCK
6	10	470086	NUTSERT. 1/4UNC .020-.100GR
7	1	504702	CLOSE NIPPLE 3/4NPT
8	1	504955	BLK PIPE TEE 3/4NPT
9	2	505200	BLK PIPE ST EL 90DEG 1NPT
10	1	505213	RED BUSH 1 TO 3/4 BLK MAL
11	1	610305	3/4MPTIC-90-3/4MPT LBO
12	1	618059	7/8MPTIC-3/4MPT ADPTR
13	1	618088	OIL COOLER BLISSFIELD
14	1	618138	1IN HOSE BARB-90-1MPT
15	2	659579	FOAM, 2IN WIDE X 40IN LONG
16	6	900064	5/16 UNC X 3/4 HEX BOLT
17	14	900128	3/8 UNC X 3/4 HEX BOLT
18	6	914002	5/16 UNC STOVER NUT
19	12	920001	5/16 FLAT WASHER SAE PLT
20	10	920002	3/8 FLAT WASHER SAE
21	2	314490	SIDE SCR NLD INTAKE
22	1	314495	TOP SCR NLD INTAKE
23	1	316136	RAD SHROUD ONAN ENG
24	2	470118	1/4 UNC X 3/4 FLANGED H BOLT
25	2	914000	1/4 UNC STOVER NUT
26	4	914004	3/8 UNC STOVER NUT
27	1	314768	RAD SHROUD PERK
28	1	520087	HOSE CLAMP NO 20 PLATED
29	1	314767	RAD RECOVERY TANK & MTG WLD
30	2	900003	1/4 UNC X 1 HEX BOLT



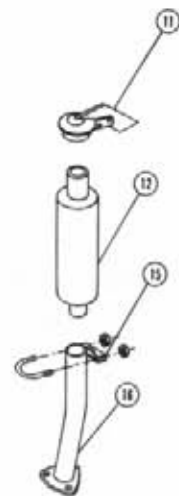
CHRYSLER ENGINE EXHAUST PIPE ASSEMBLY



PERKINS ENGINE EXHAUST PIPE ASSEMBLY



ONAN ENGINE EXHAUST PIPE ASSEMBLY

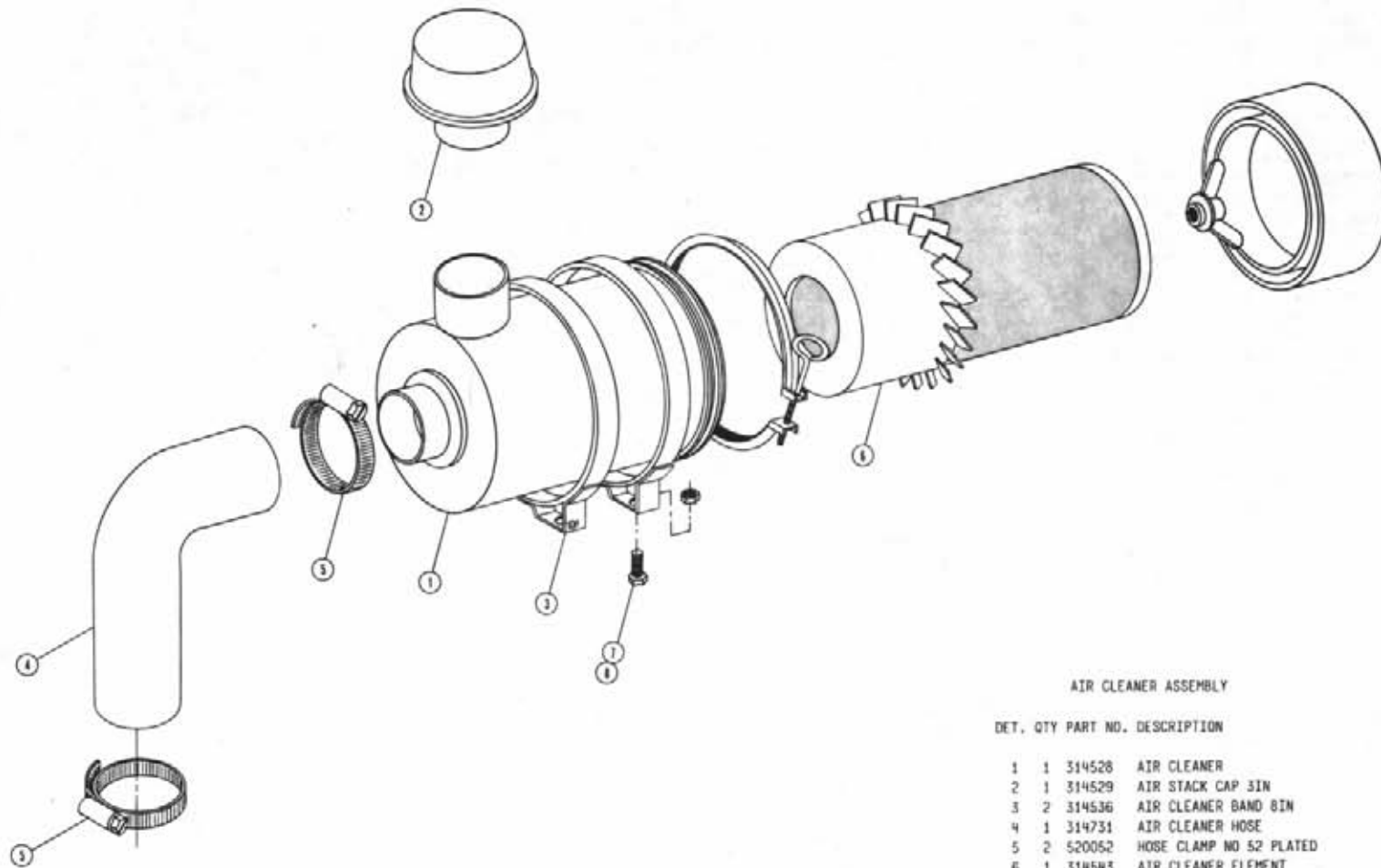


EXHAUST PIPE ASSEMBLIES

DET. QTY PART NO. DESCRIPTION

1	1	361189	MAINFRAME TIE PLATE
2	1	361190	MAINFRAME REAR TIE - ANGLE
3	2	314735	EXHAUST PIPE FLG CHRY 318
4	1	314425	RH EXH PIPE 318 SHORT
5	2	319287	MUFFLER CHRY 318
6	1	314736	LH EXH PIPE 318 LONG
7	2	341359	HEAT SHIELD MAINFRAME
8	4	900265	1/2 UNC X 1 1/2 HEX BOLT
9	8	914008	1/2 UNC STOVER NUT
10	4	900264	1/2 UNC X 1 1/4 HEX BOLT
11	2	314537	2 1/2 ID RAIN CAP
12	2	314554	MUFFLER SAWED
13	1	316147	EXHAUST PIPE ONAN
14	1	470160	MUFFLER CLAMP 3.00 IN
15	2	472216	2.50 MUFFLER CLAMP .31 UNC
16	1	314809	EXHAUST PIPE WLD PERK



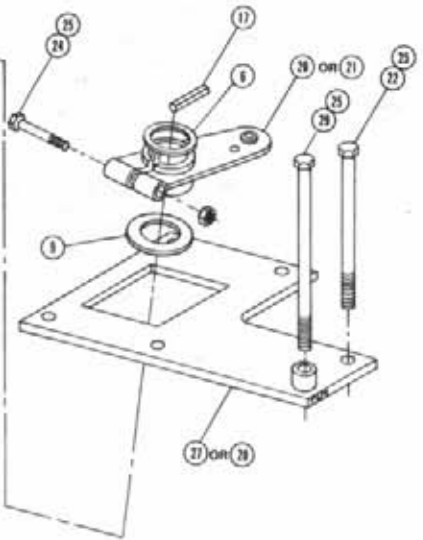
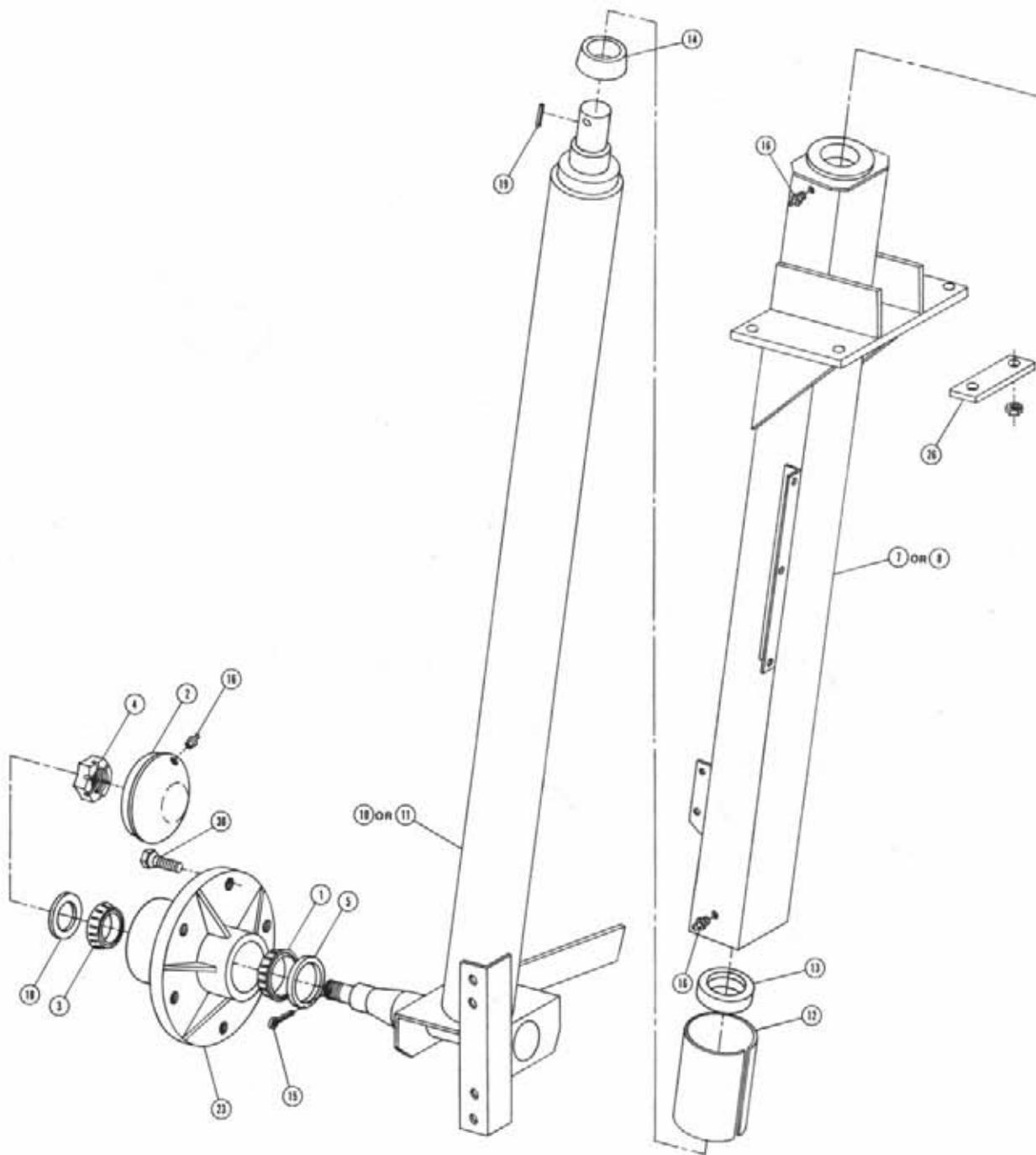


AIR CLEANER ASSEMBLY

DET. QTY PART NO. DESCRIPTION

1	1	314528	AIR CLEANER
2	1	314529	AIR STACK CAP 3IN
3	2	314536	AIR CLEANER BAND 8IN
4	1	314731	AIR CLEANER HOSE
5	2	520052	HOSE CLAMP NO 52 PLATED
6	1	314543	AIR CLEANER ELEMENT
7	4	470118	1/4 UNC X 3/4 FLANGED H BOLT
8	4	470121	1/4-20 FLANGED WHIZ NUT
9			

NOTE: 1. ITEMS 4 & 5 ARE USED WITH THE  
CHRYSLER & PERKINS ENGINE OPTION.  
2. FOR OMAN ENGINE OPTION (AIR CLEANER  
HOSE) REFER TO ENGINE DRAWINGS.



TWO-WHEEL DRIVE FRONT LEG ASSEMBLY

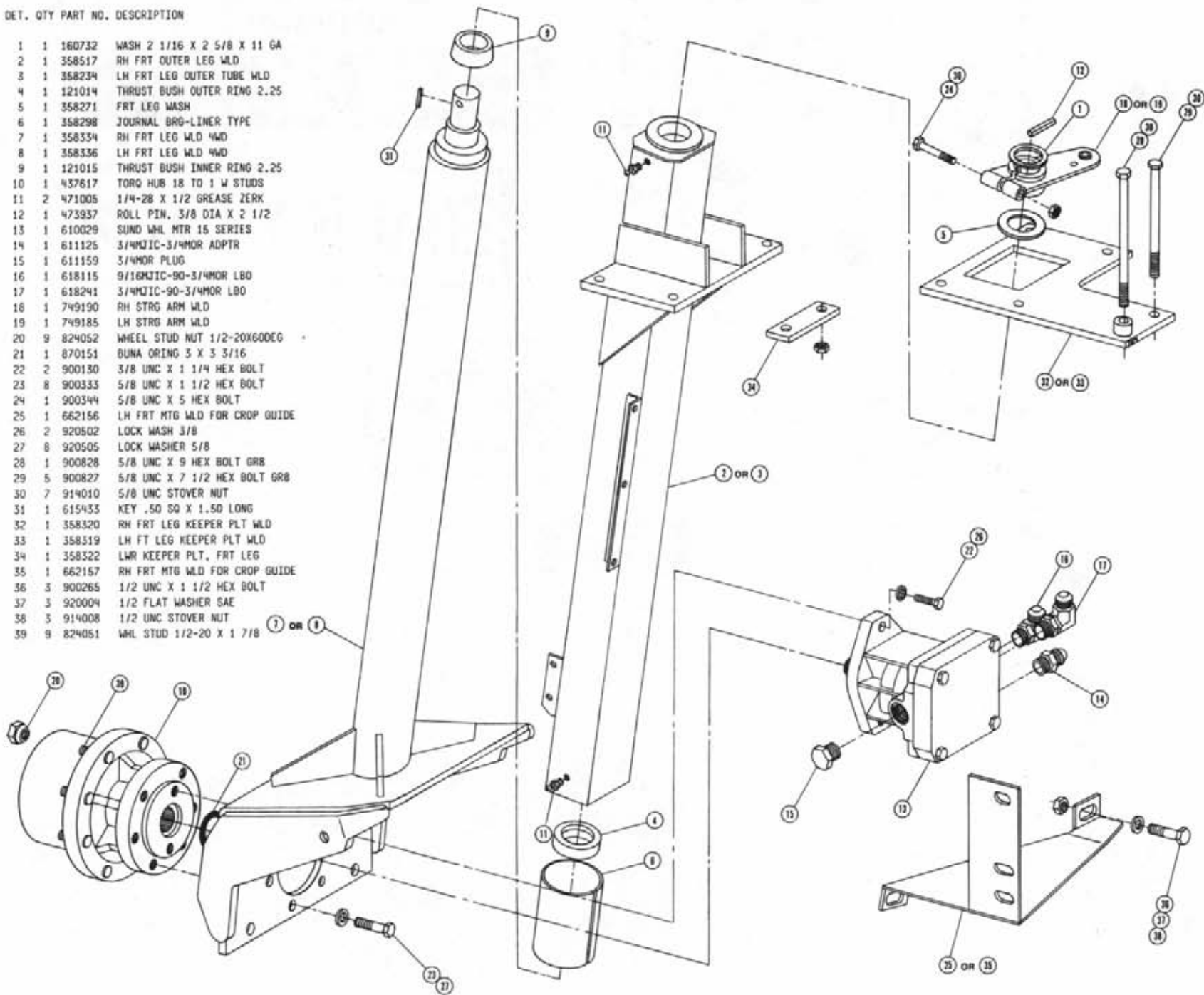
DET. QTY PART NO. DESCRIPTION

1	1	125042	INNER CONE FOR 825009
2	1	125046	HUB CAP DRILLED & TAPPED XHD
3	1	125043	OUTER CONE FOR 825009
4	1	825013	SPINDLE NUT 7/8-14UNF SLOTTED
5	1	125044	GREASE SEAL FOR 825009
6	1	160732	WASH 2 1/16 X 2 5/8 X 11 GA
7	1	358517	RH FRT OUTER LEG WLD
8	1	358234	LH FRT LEG OUTER TUBE WLD
9	1	358271	FRT LEG WASH
10	1	358474	RH FRT INLEG WLD 8250 TWO XHD
11	1	358475	LG FRT INLEG WLD 8250 TWO XHD
12	1	358298	JOURNAL BRG-LINER TYPE
13	1	121014	THRUST BUSH OUTER RING 2.25
14	1	121015	THRUST BUSH INNER RING 2.25
15	1	470015	COTTER PIN 5/32 X 1 3/4 LG
16	3	471005	1/4 20 X 1/2 GREASE ZERK
17	1	473937	ROLL PIN, 3/8DIA X 2 1/2
18	1	825012	SPINDLE WASHER 2 OD X .937 ID
19	1	615433	KEY .50 SQ X 1.50 LONG
20	1	749190	RH STRG ARM WLD
21	1	749185	LH STRG ARM WLD
22	5	900827	5/8 UNC X 7 1/2 HEX BOLT GR8
23	1	825009	HUB W/CUPS WILTON#803 8250XHD
24	1	900344	5/8 UNC X 5 HEX BOLT
25	7	914010	5/8 UNC STOVER NUT
26	1	358322	LWR KEEPER PLT, FRT LEG
27	1	358320	RH FRT LEG KEEPER PLT WLD
28	1	358319	LH FT LEG KEEPER PLT WLD
29	1	900828	5/8 UNC X 9 HEX BOLT GR8
30	6	825010	WHL BOLT 9/16-18 X 1 1/8 900

FOUR-WHEEL DRIVE FRONT LEG ASSEMBLY

DET. QTY PART NO. DESCRIPTION

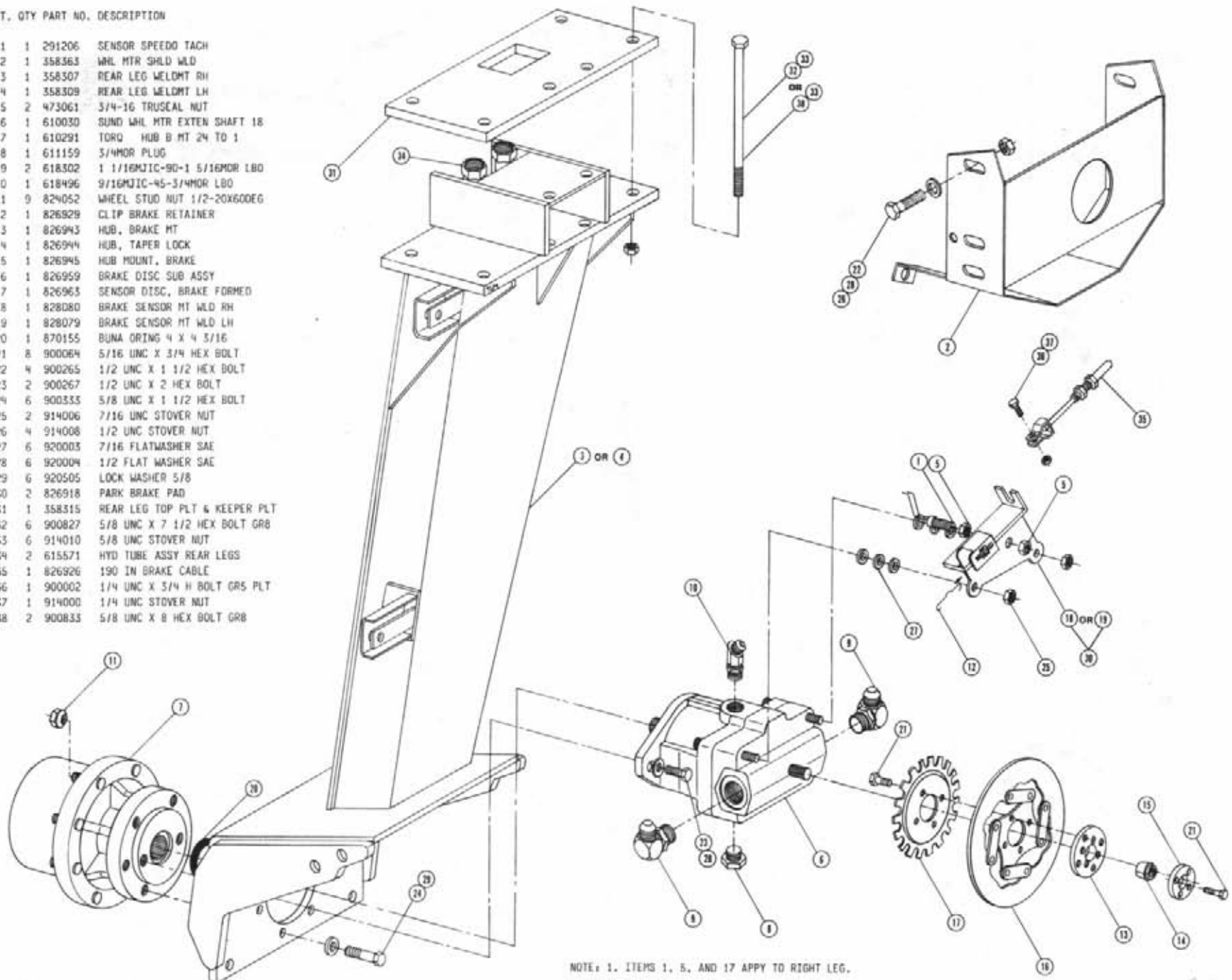
- |    |   |        |                               |
|----|---|--------|-------------------------------|
| 1  | 1 | 180732 | WASH 2 1/16 X 2 5/8 X 11 GA   |
| 2  | 1 | 358517 | RH FRT OUTER LEG WLD          |
| 3  | 1 | 358234 | LH FRT LEG OUTER TUBE WLD     |
| 4  | 1 | 121014 | THRUST BUSH OUTER RING 2.25   |
| 5  | 1 | 358271 | FRT LEG WASH                  |
| 6  | 1 | 358298 | JOURNAL BRG-LINER TYPE        |
| 7  | 1 | 358334 | RH FRT LEG WLD 4WD            |
| 8  | 1 | 358336 | LH FRT LEG WLD 4WD            |
| 9  | 1 | 121015 | THRUST BUSH INNER RING 2.25   |
| 10 | 1 | 437617 | TORG HUB 18 TO 1 W STUDS      |
| 11 | 2 | 471005 | 1/4-28 X 1/2 GREASE ZERK      |
| 12 | 1 | 473937 | ROLL PIN, 3/8 DIA X 2 1/2     |
| 13 | 1 | 610029 | SUND WHL MTR 15 SERIES        |
| 14 | 1 | 611125 | 3/4MVIC-3/4MOR ADPTR          |
| 15 | 1 | 611159 | 3/4MOR PLUG                   |
| 16 | 1 | 618115 | 9/16MVIC-90-3/4MOR LBO        |
| 17 | 1 | 618241 | 3/4MVIC-90-3/4MOR LBO         |
| 18 | 1 | 749190 | RH STRG ARM WLD               |
| 19 | 1 | 749185 | LH STRG ARM WLD               |
| 20 | 9 | 824052 | WHEEL STUD NUT 1/2-20X60DEG   |
| 21 | 1 | 870151 | BUNA ORING 3 X 3 3/16         |
| 22 | 2 | 900130 | 3/8 UNC X 1 1/4 HEX BOLT      |
| 23 | 8 | 900333 | 5/8 UNC X 1 1/2 HEX BOLT      |
| 24 | 1 | 900344 | 5/8 UNC X 5 HEX BOLT          |
| 25 | 1 | 662156 | LH FRT MTG WLD FOR CROP GUIDE |
| 26 | 2 | 920502 | LOCK WASH 3/8                 |
| 27 | 8 | 920505 | LOCK WASHER 5/8               |
| 28 | 1 | 900828 | 5/8 UNC X 9 HEX BOLT GR8      |
| 29 | 5 | 900827 | 5/8 UNC X 7 1/2 HEX BOLT GR8  |
| 30 | 7 | 914010 | 5/8 UNC STOVER NUT            |
| 31 | 1 | 615433 | KEY .50 SQ X 1.50 LONG        |
| 32 | 1 | 358320 | RH FRT LEG KEEPER PLT WLD     |
| 33 | 1 | 358319 | LH FT LEG KEEPER PLT WLD      |
| 34 | 1 | 358322 | LWR KEEPER PLT, FRT LEG       |
| 35 | 1 | 662157 | RH FRT MTG WLD FOR CROP GUIDE |
| 36 | 3 | 900265 | 1/2 UNC X 1 1/2 HEX BOLT      |
| 37 | 3 | 920004 | 1/2 FLAT WASHER SAE           |
| 38 | 3 | 914008 | 1/2 UNC STOVER NUT            |
| 39 | 9 | 824051 | WHL STUD 1/2-20 X 1 7/8       |



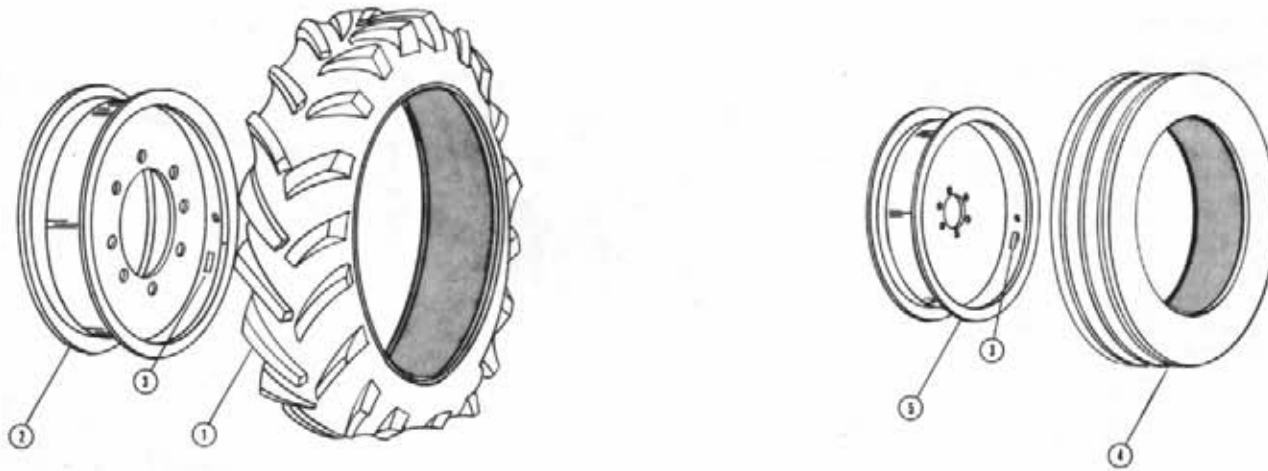
REAR LEG ASSEMBLY

DET. QTY PART NO. DESCRIPTION

1	1	291206	SENSOR SPEEDO TACH
2	1	358363	WHL MTR SHLD WLD
3	1	358307	REAR LEG WELDMT RH
4	1	358309	REAR LEG WELDMT LH
5	2	473061	3/4-16 TRUSCAL NUT
6	1	610030	SUND WHL MTR EXTEN SHAFT 18
7	1	610291	TDRG HUB B MT 24 TO 1
8	1	611159	3/4MOR PLUG
9	2	618302	1 1/16MJIC-90-1 5/16MOR LBO
10	1	618496	9/16MJIC-45-3/4MOR LBO
11	9	824052	WHEEL STUD NUT 1/2-20X60DEG
12	1	826929	CLIP BRAKE RETAINER
13	1	826943	HUB, BRAKE MT
14	1	826944	HUB, TAPER LOCK
15	1	826946	HUB MOUNT, BRAKE
16	1	826959	BRAKE DISC SUB ASSY
17	1	826963	SENSOR DISC, BRAKE FORMED
18	1	828080	BRAKE SENSOR MT WLD RH
19	1	828079	BRAKE SENSOR MT WLD LH
20	1	870155	BUNA ORING 4 X 4 3/16
21	8	900084	5/16 UNC X 3/4 HEX BOLT
22	4	900265	1/2 UNC X 1 1/2 HEX BOLT
23	2	900267	1/2 UNC X 2 HEX BOLT
24	6	900333	5/8 UNC X 1 1/2 HEX BOLT
25	2	914006	7/16 UNC STOVER NUT
26	4	914008	1/2 UNC STOVER NUT
27	6	920003	7/16 FLATWASHER SAE
28	6	920004	1/2 FLAT WASHER SAE
29	6	920505	LOCK WASHER 5/8
30	2	826918	PARK BRAKE PAD
31	1	358315	REAR LEG TOP PLT & KEEPER PLT
32	6	900827	5/8 UNC X 7 1/2 HEX BOLT GR8
33	6	914010	5/8 UNC STOVER NUT
34	2	615571	HYD TUBE ASSY REAR LEGS
35	1	826926	190 IN BRAKE CABLE
36	1	900002	1/4 UNC X 3/4 H BOLT GR5 PLT
37	1	914000	1/4 UNC STOVER NUT
38	2	900833	5/8 UNC X 8 HEX BOLT GR8

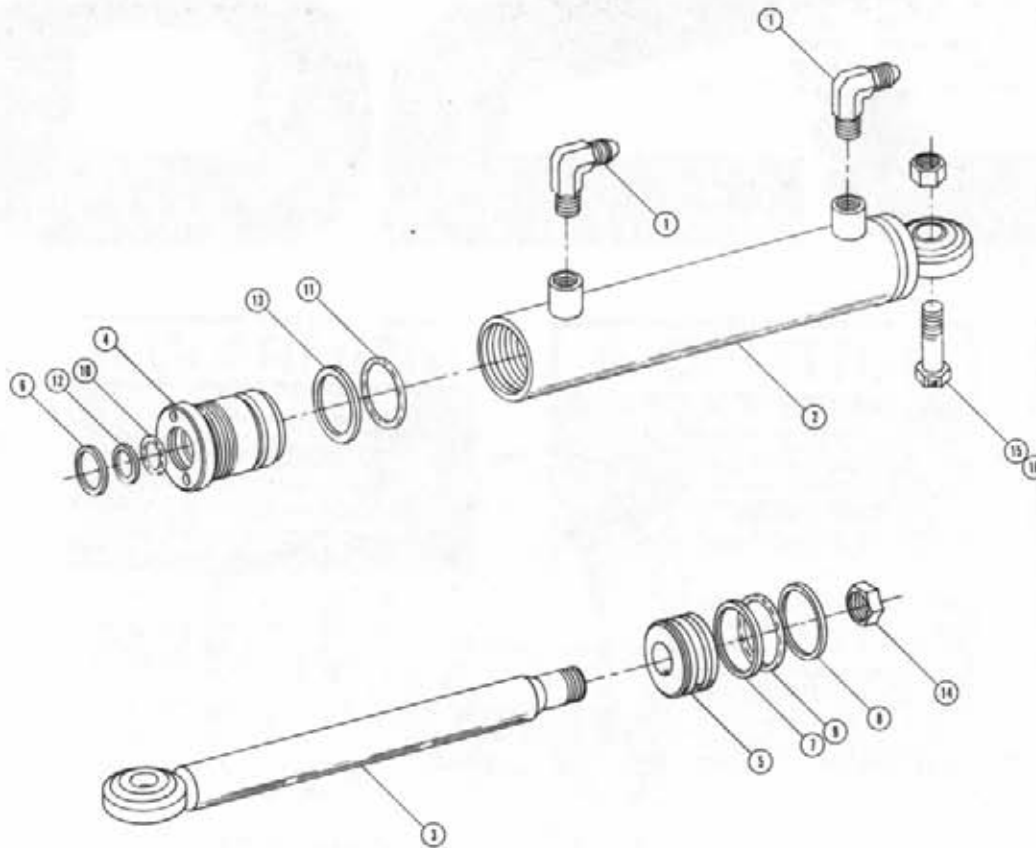


NOTE: 1. ITEMS 1, 5, AND 17 APPLY TO RIGHT LEG.



TIRE AND RIM ASSEMBLY

Det. Qty.	P/N	Description
1 1	820201	11.2 x 24 Tractor Tire
2 1	820600	Rim Weldment
3 2	650985	Wheel Bolt Torque Decal
4 1	820611	Front Tire 9 x 24
5 1	820015	Front Rim Weldment

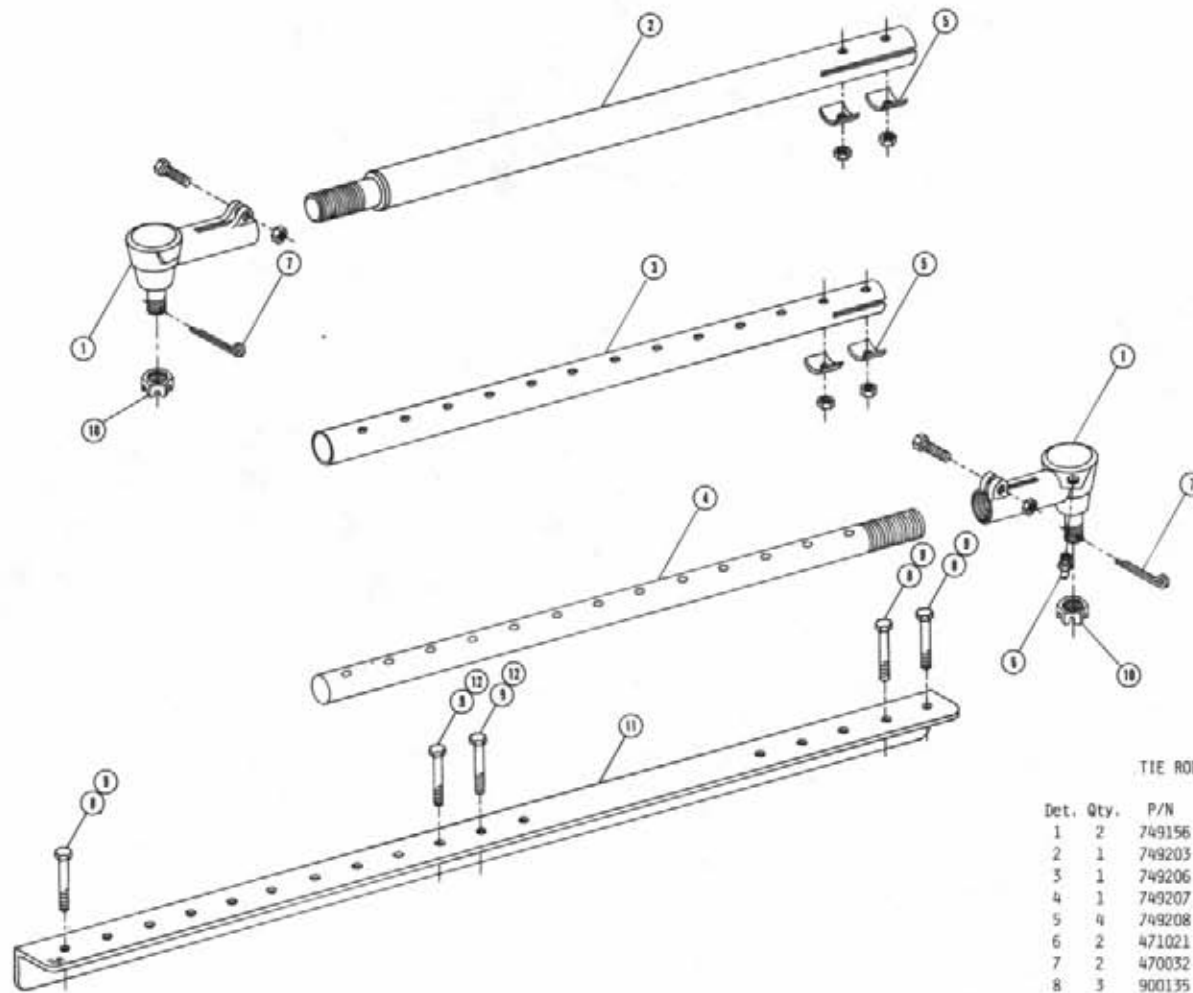


STEERING CYLINDER ASSEMBLY

Det. Qty.	P/N	Description
1	2	611122 1/4 NPT x 90 x 9/16 MJIC
2	1	620089 Steering Cylinder Tube Weldment
3	1	620148 Steering Cylinder Shaft Weldment
4	1	620109 Gland
5	1	620129 Piston
6	1	629028 Wiper
7	1	629618 Wear Ring
8	1	629616 Piston Seal
9	1	870025 1 3/16 x 1 5/16 O-Ring
10	1	870210 3/4 x 1 O-Ring
11	1	870218 1 1/4 x 1 1/2 O-Ring
12	1	890210 3/4 x 1 Back-Up Washer
13	1	890218 1 1/4 x 1 1/2 Back-Up Washer
14	1	914009 1/2 UNF Lock Nut
15	1	900337 5/8 UNC x 2 3/4 Hex Bolt
16	1	914010 5/8 UNC Lock Nut

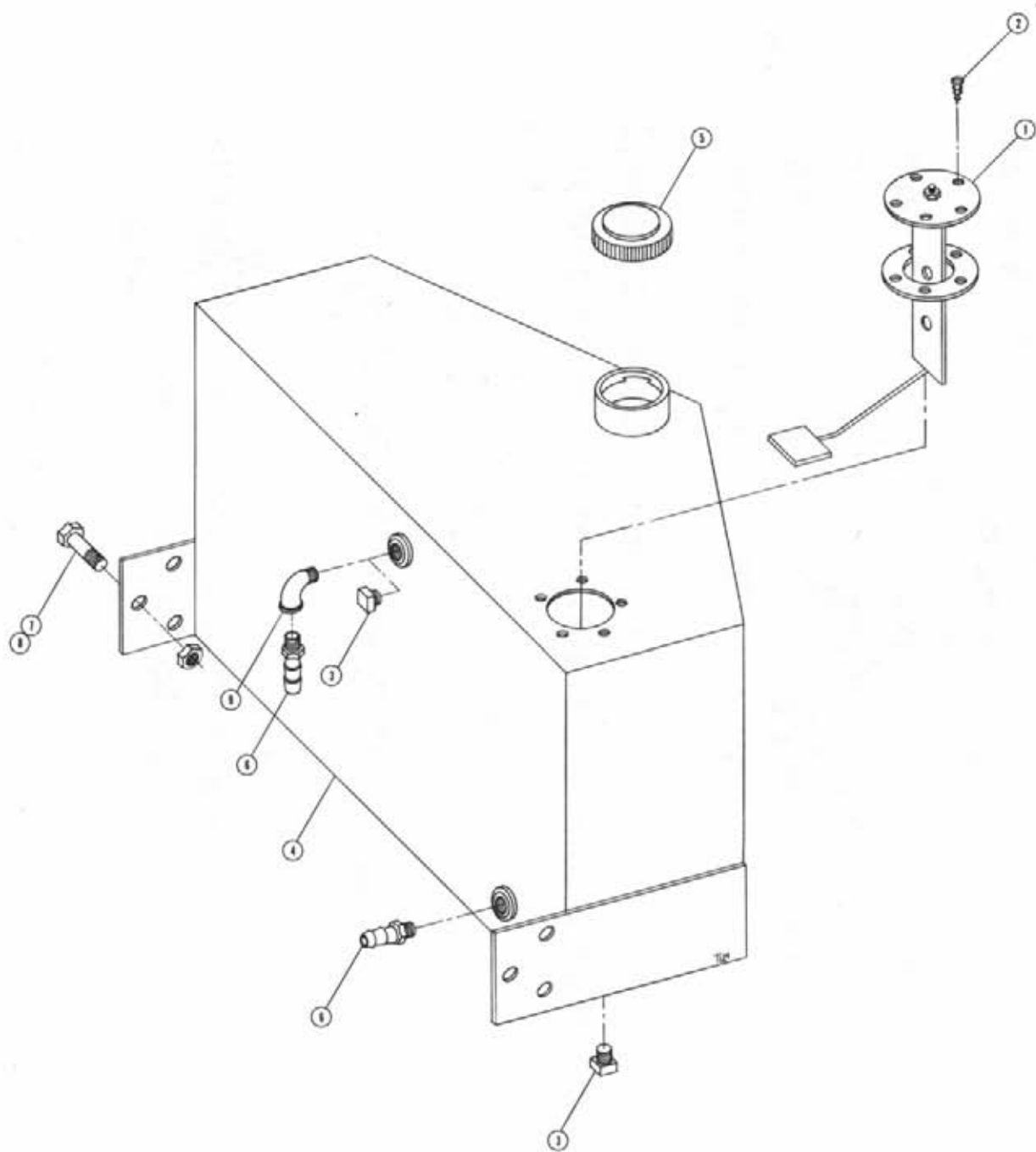
Note: 1. Cylinder Assembly - 620080

2. Seal Kit - 620998



TIE ROD ASSEMBLY

Det.	Qty.	P/N	Description
1	2	749156	Female Socket Assembly
2	1	749203	Tie Rod Outer Tube Weldment
3	1	749206	Tie Rod Inner Tube
4	1	749207	Tie Rod Inner Shaft
5	4	749208	Tie Rod Clamp
6	2	471021	Grease Zerk
7	2	470032	1/8 x 1 1/2 Cotter Pin
8	3	900135	3/8 UNC x 2 3/4 Hex Bolt
9	5	914004	3/8 UNC Lock Nut
10	2	822040	5/8 UNF Slotted Hex Nut
11	1	749214	Tie Rod Stiffener Angle
12	2	900134	3/8 UNC x 2 1/2 Hex Bolt



FUEL TANK ASSEMBLY

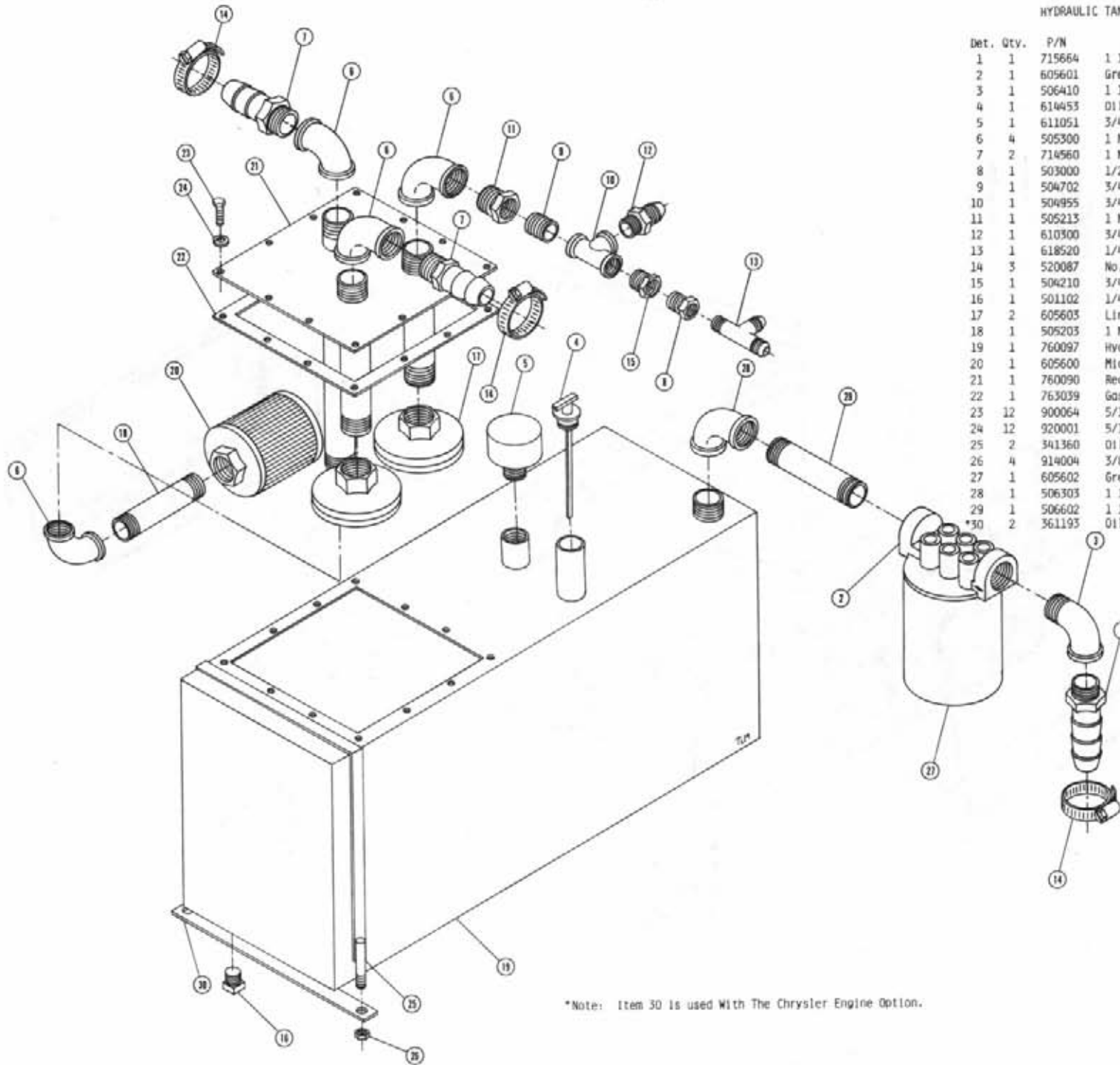
DET. QTY PART NO. DESCRIPTION

1	1	291428	FUEL SENDER 19
2	5	473902	NO 8 X 1/2 PAN HD MET SCREW
3	2	501102	1/4 PIPE PLUG
4	1	760120	FUEL TANK WLD 47 GAL
5	1	761200	GAS CAP
6	2	783303	5/16 HOSE BARB-1/4MNPT BR
7	6	900264	1/2 UNC X 1 1/4 HEX BOLT
8	6	914008	1/2 UNC STOVER NUT
9	1	501450	BLK PIPE ST EL 90DEG 1/4NPT

NOTE: 1. ITEMS 6 AND 9 ARE USED WITH THE DIESEL OPTION.  
2. ITEM 3 IS USED WITH THE GAS OPTION.

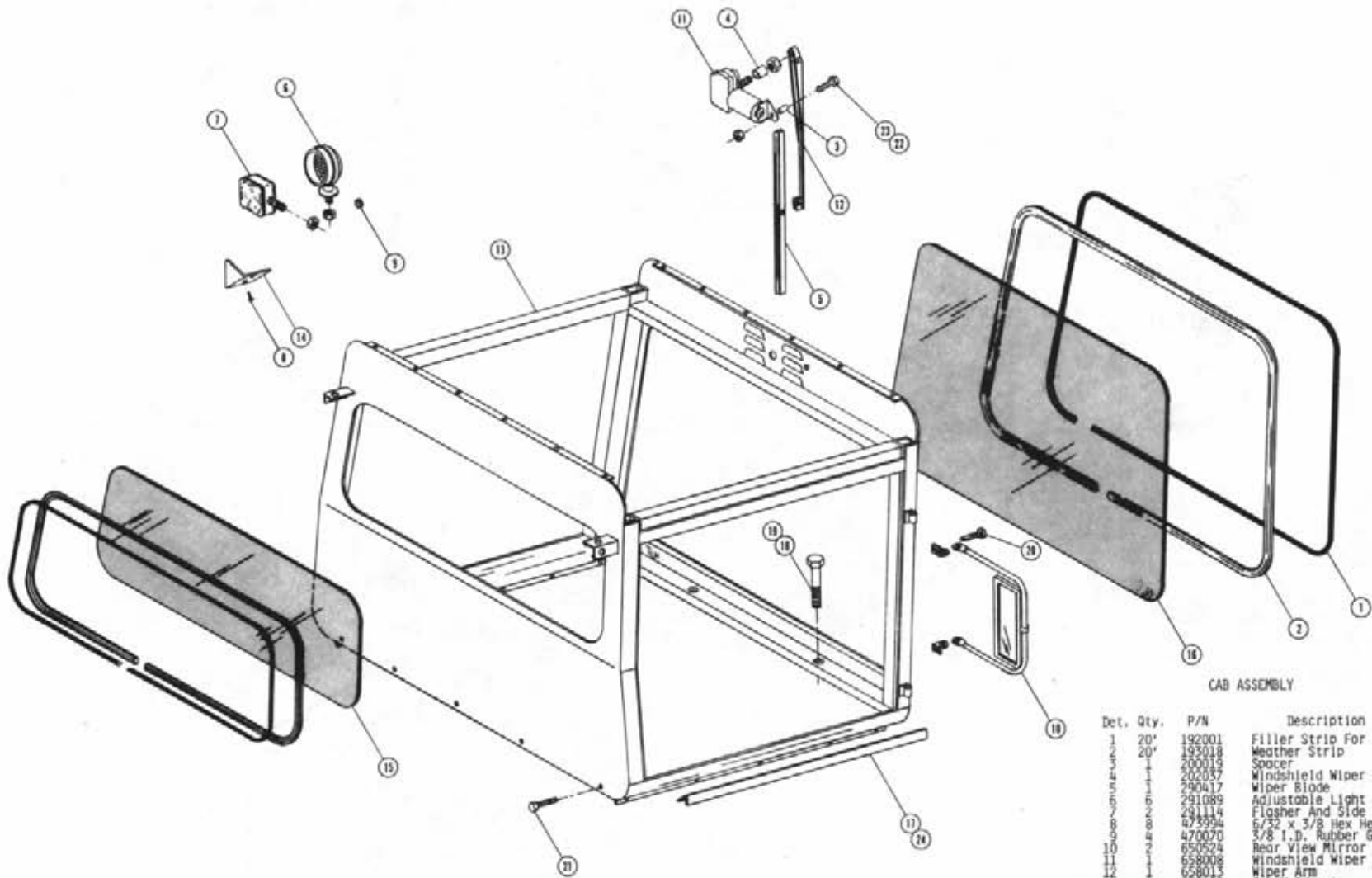


HYDRAULIC TANK ASSEMBLY



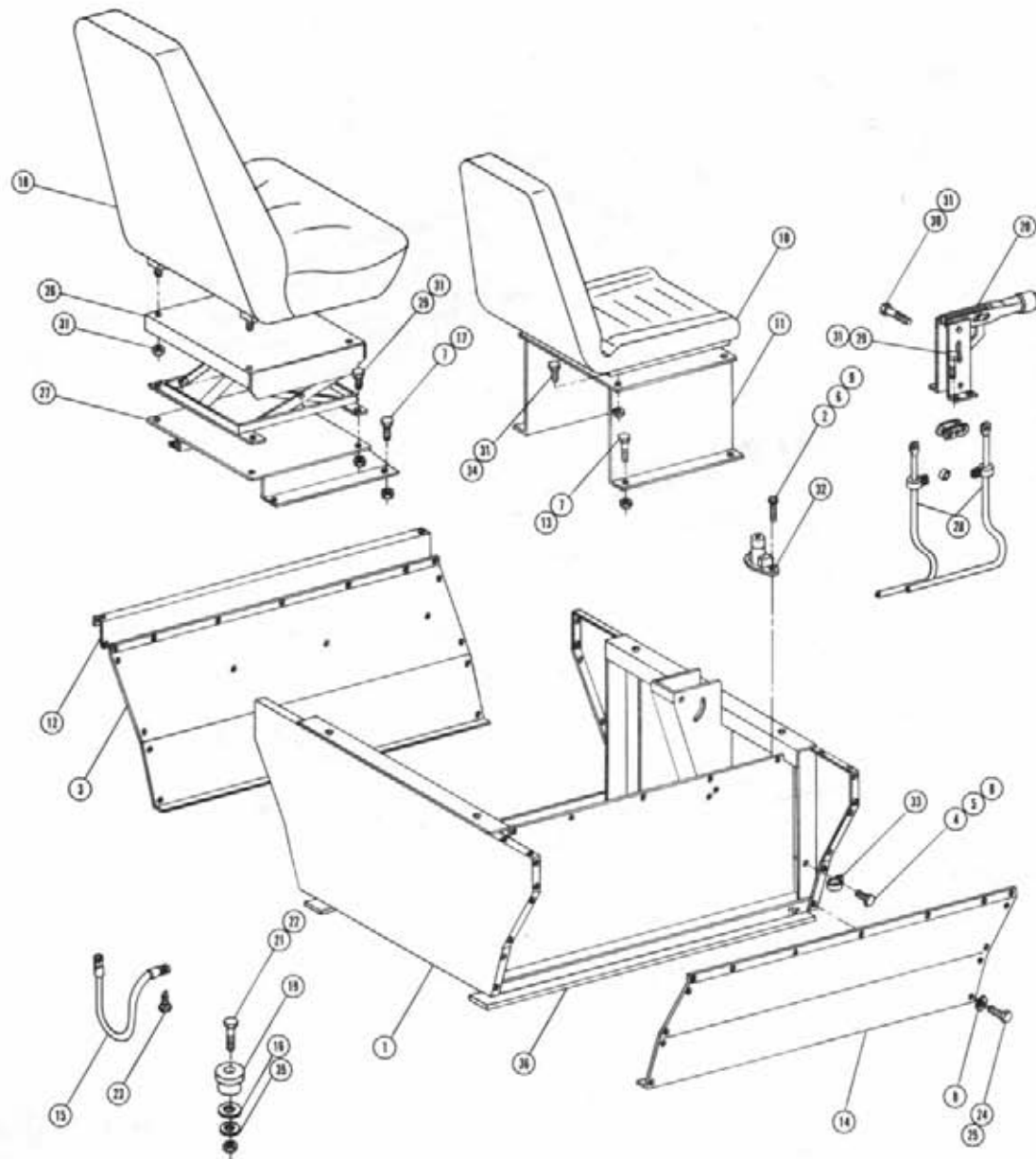
Det.	Qty.	P/N	Description
1	1	715664	1 1/4 NPT x 1 Hose Barb
2	1	605601	Gresen Filter
3	1	506410	1 1/4 NPT x 90° Street Elbow
4	1	614453	Oil Dip Stick
5	1	611051	3/4 NPT Pressure Cap
6	4	505300	1 NPT x 90° Elbow
7	2	714560	1 NPT x 1 Hose Barb
8	1	503000	1/2 NPT To 1/4 NPT Reducer Bushing
9	1	504702	3/4 NPT Close Nipple
10	1	504955	3/4 NPT Pipe Tee
11	1	505213	1 NPT To 3/4 NPT Reducer Bushing
12	1	610300	3/4 NPT x 3/4 M.I.C.
13	1	618520	1/4 NPT Run Tee x 9/16 M.J.I.C.
14	3	520087	No. 20 Hose Clamp
15	1	504210	3/4 NPT To 1/2 NPT Reducer Bushing
16	1	501102	1/4 NPT Pipe Plug
17	2	605603	Line Diffuser
18	1	505203	1 NPT x 4 Pipe Nipple
19	1	760097	Hydraulic Oil Tank Weldment
20	1	605600	Michigan Filter
21	1	760090	Receiver Plate Weldment
22	1	763039	Gasket
23	12	900064	5/16 UNC x 3/4 Hex Bolt
24	12	920001	5/16 SAE Flat Washer
25	2	341360	Oil Tank Strap Weldment
26	4	914004	3/8 UNC Lock Nut
27	1	605602	Gresen Filter Element
28	1	506303	1 1/4 NPT x 90° Elbow
29	1	506602	1 1/4 NPT x 2 1/2 Pipe Nipple
30	2	361193	Oil Tank Spacer

\*Note: Item 30 is used With The Chrysler Engine Option.



CAB ASSEMBLY

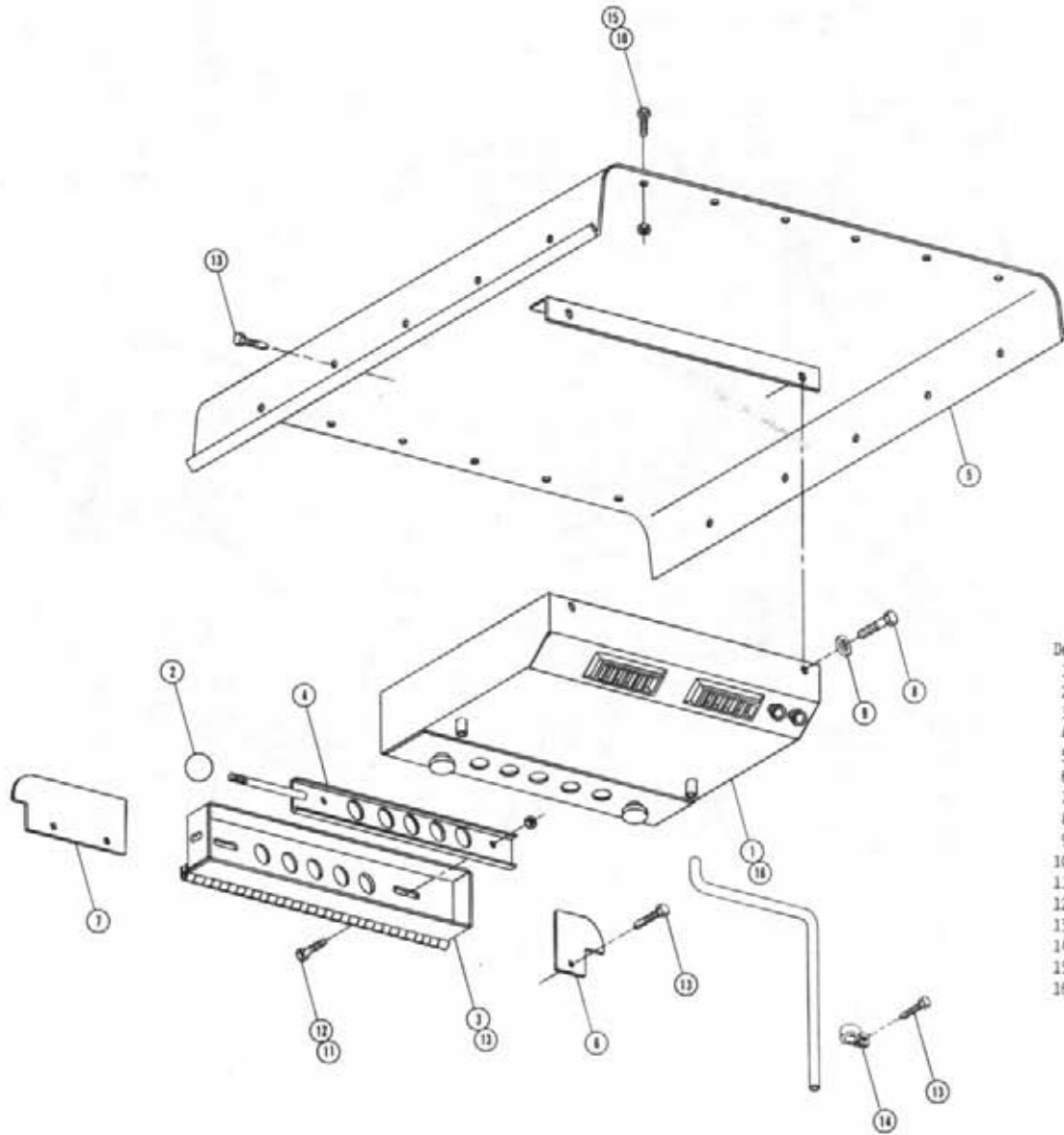
Det.	Qty.	P/N	Description
1	20'	192001	Filler Strip For Weather Strip
2	1	193018	Weather Strip
3	1	200019	Spacer
4	1	202037	Windshield Wiper Spacer
5	1	290417	Wiper Blade
6	1	291089	Adjustable Light
7	1	291114	Flasher And Side Marker Light
8	1	473394	5/32 x 3/8 Hex Head Metal Screw
9	1	470070	3/8 I.D. Rubber Grommet
10	1	658724	Rear View Mirror
11	1	658008	Windshield Wiper Motor
12	1	658013	Wiper Arm
13	1	659402	Cab Weldment
14	4	659421	Worklight Bracket Cover
15	1	659424	Rear Cab Glass
16	1	659425	Front Cab Glass
17	2	659467	Cab Foam Keeper Angle
18	4	900270	1/2 UNC x 3 Hex Bolt
19	4	914008	1/2 UNC Lock Nut
20	8	472349	1/4 x 3/4 Self-Tapping Screw
21	10	470118	1/4 UNC x 3/4 Flanged Bolt
22	1	914000	1/4 UNC Lock Nut
23	1	900005	1/4 UNC x 1 1/2 Hex Bolt
24	10	485052	1/8 x 3/8 Pop Rivet



### OPERATOR STATION ASSEMBLY

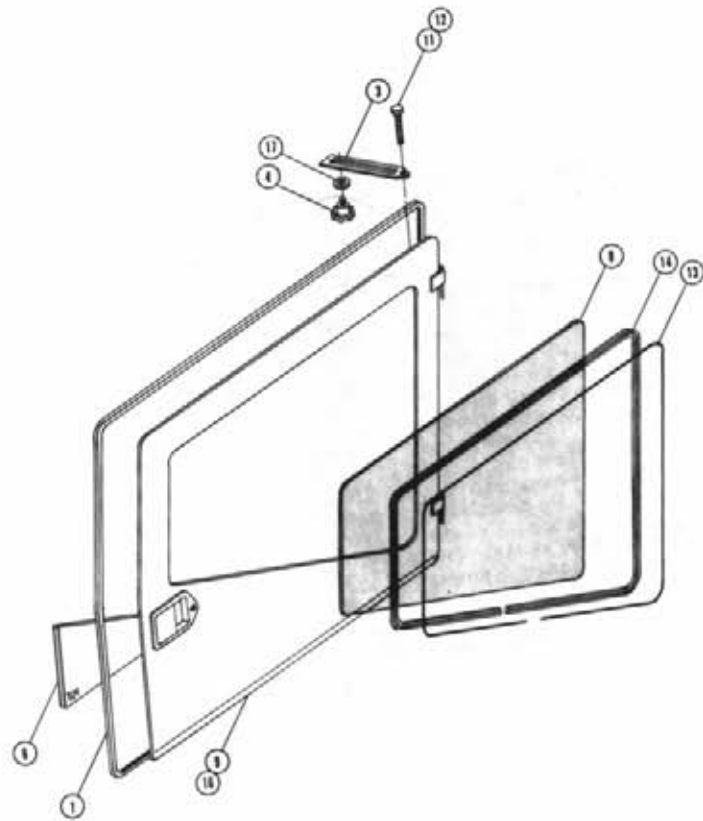
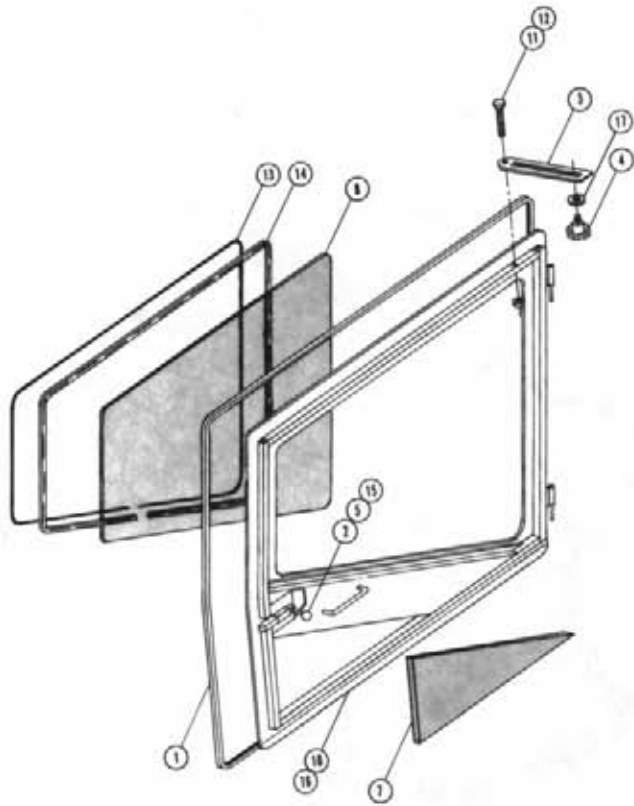
DET. QTY PART NO. DESCRIPTION

1	1	341568	OP STN WLD
2	2	903893	10-32 X 1 SLT RD HD MACH SCR
3	1	659600	LH OUTSIDE STN PANEL
4	1	914000	1/4 UNC STOVER NUT
5	1	900002	1/4 UNC X 3/4 HEX BOLT
6	2	914027	NO 10-32 STOVER NUT
7	8	914004	3/8 UNC STOVER NUT
8	31	920000	1/4 FLAT WASH SAE
9	2	920510	LOCK WASH NO 10
10	1	330002	SEAT
11	1	341356	SEAT MT WLD
12	1	659564	LH LMR CANOPY DEFLECTOR SHLD
13	4	900128	3/8 UNC X 3/4 HEX BOLT
14	1	659572	RH OUTSIDE STN PANEL
15	1	290107	8 IN GROUND STRAP
16	4	483037	FLAT WASH 5/8 REGULAR
17	4	900129	3/8 UNC X 1 HEX BOLT
18	1	330014	TRIMLINE SEAT
19	4	311032	ENG ISOLATOR
20	1	826108	BRAKE LEVER ASSY
21	4	900269	1/2 UNC X 3/4 HEX BOLT
22	4	914008	1/2 UNC STOVER NUT
23	2	472349	1/4 X 3/4 20THD-IN TEK TYPE
24	30	470118	1/4 UNC X 3/4 FLANGED H BOLT
25	25	470086	NUTSERT, 1/4UNC .020-.100GR
26	1	330015	SUSPENSION ASSY TRIMLINE SEAT
27	1	341554	SEAT MT WLD TRIMLINE SEAT
28	2	826926	190 IN BRAKE CABLE
29	8	900064	5/16 UNC X 3/4 HEX BOLT
30	1	900067	5/16 UNC X 1 1/2 HEX BOLT
31	17	914002	5/16 UNC STOVER NUT
32	1	290412	DIMMER SWITCH
33	1	520121	CUSHION HOSE CLAMP 1 IN DIA
34	4	901064	5/16 UNC X 3/4 CARR BOLT
35	4	483041	1/2 REGULAR FLAT WASH PLT



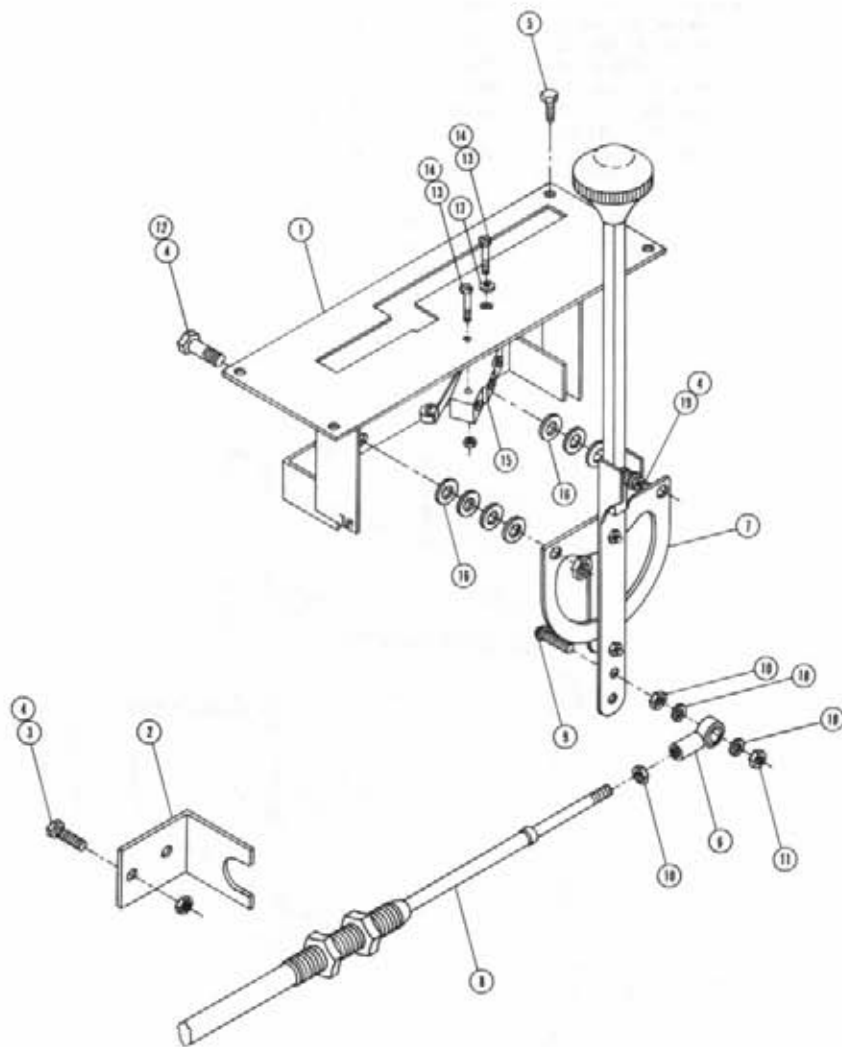
AIR CONDITIONER ASSEMBLY AND ROOF

Det.	Qty.	P/N	Description
1	1	657303	A/C Evaporator Installation Kit
2	1	659291	3/8 x 1 Ball Knob
3	1	659439	Air Conditioner Housing Mount Weldment
4	1	659442	Outside Air Slide Weldment
5	1	659445	Cab Roof Weldment
6	1	659448	Right Cab Roof Gusset
7	1	759449	Left Cab Roof Gusset
8	2	900130	3/8 UNC x 1 1/4 Hex Bolt
9	2	920002	3/8 SAE Flat Washer
10	12	470118	1/4 UNC x 3/4 Flanged Hex Bolt
11	2	914000	1/4 UNC Lock Nut
12	2	900000	1/4 UNC x 1/2 Hex Bolt
13	22	472349	1/4 x 3/4 Self-Tapping Screw
14	4	520117	5/8 Cushion Hose Clamp
15	12	470121	1/4-20 Flanged Lock Nut
16	1	657333	A/C Blower And Evaporator Kit



DOOR ASSEMBLY

Det.	Qty.	P/N	Description
1	24'	195028	Snap-On Seal
2	2	470077	3/8 UNC x 1 3/4 Stud
3	2	659159	Door Catch Slide
4	2	470024	3/8 UNC Plastic Knob
5	2	659292	1 7/8 Ball Knob
6	1	659384	Foam, Right Door Panel
7	1	659386	Foam, Left Door Panel
8	2	659426	Cab Door Glass
9	1	659427	Right Cab Door Weldment
10	1	659436	Left Cab Door Weldment
11	2	900004	1/4 UNC x 1 1/4 Hex Bolt
12	2	914000	1/4 UNC Lock Nut
13	18'	192001	Filler Strip
14	18'	195010	Self Seal Weather Strip
15	2	910004	3/8 UNC Hex Nut
16	4	435052	1/8 x 3/8 Pop Rivet
17	2	920002	3/8 Flat Washer



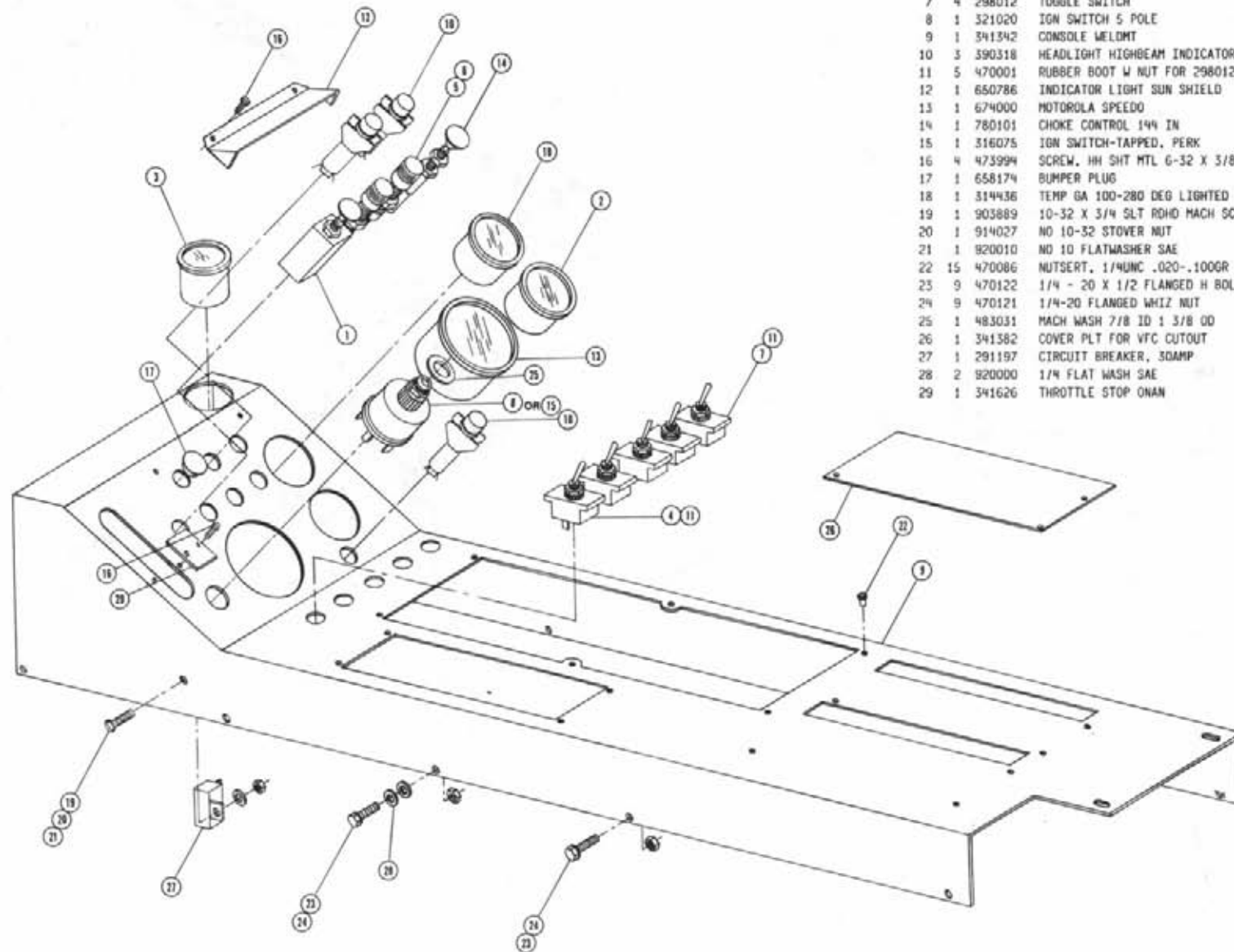
HYDROSTATIC LEVER ASSEMBLY

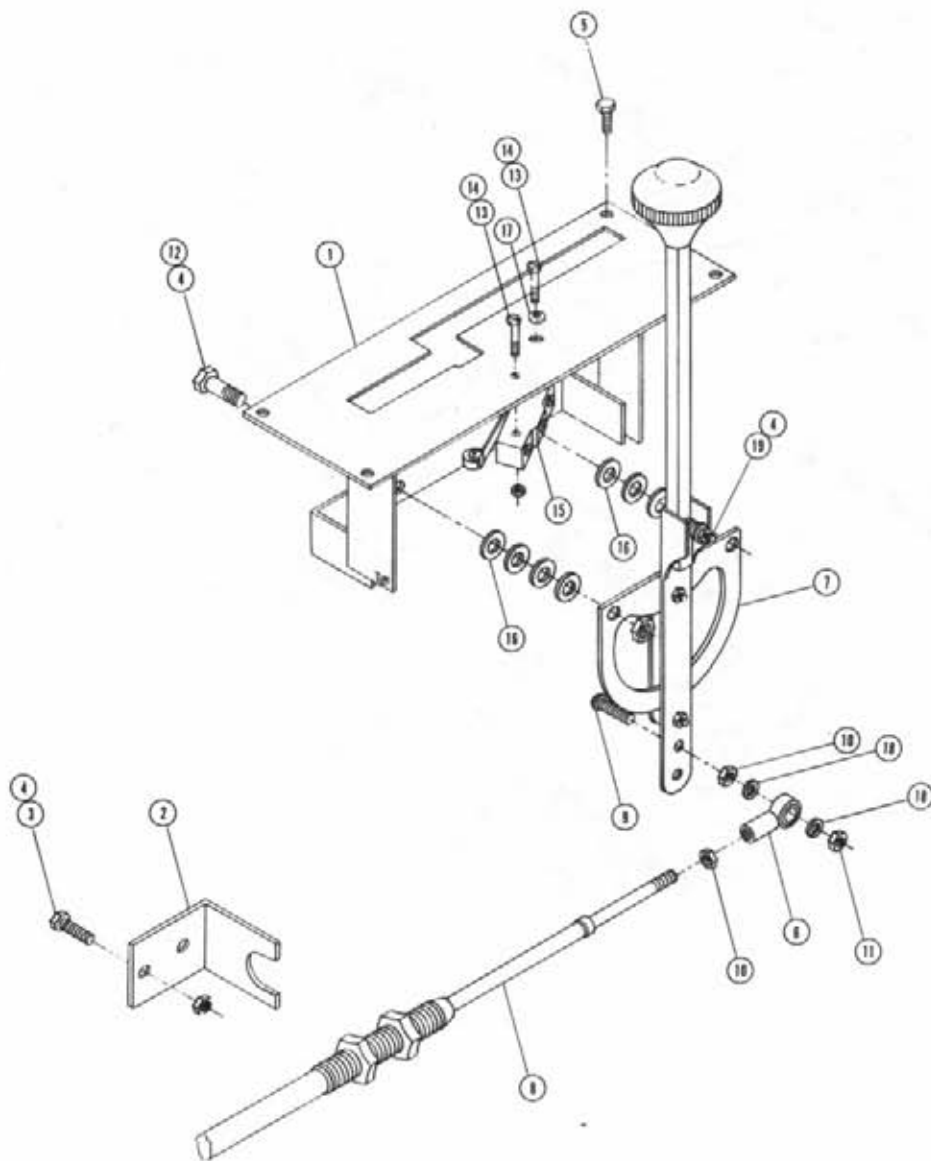
Det.	Qty.	P/N	Description
1	1	341501	Hydrostatic Control Lever Mount
2	1	341188	Console Throttle Cable Bracket
3	2	900000	1/4 UNC x 1/2 Hex Bolt
4	5	914000	1/4 UNC Stover Nut
5	4	470122	1/4-20 x 1/2 Flanged Hex Bolt
6	1	473921	No. 10-32 Ball Joint
7	1	606864	Control Lever
8	1	785053	Hydrostatic Cable 95"
9	1	903893	No. 10-32 x 1 Round Head Screw
10	2	910027	No. 10 UNF Hex Nut
11	1	914027	No. 10-32 Stover Nut
12	2	900003	1/4 UNC x 1 Hex Bolt
13	2	910022	No. 6-32 Hex Bolt
14	2	473993	No. 6-32 x 1 1/8 Hex Head Machine Screw
15	1	293006	Micro Switch
16	8	920000	1/4 SAE Flat Washer
17	1	920011	No. 6 SAE Flat Washer
18	2	920510	No. 10 Lock Washer
19	1	900005	1/4 UNC x 1 1/2 Hex Bolt

CONSOLE ASSEMBLY

NOTE: 1. FOR CHRY OPTION DELETE ITEM 15 & 29.  
 2. FOR ONAN OPTION DELETE ITEM 4 AND 8.  
 3. FOR PERKINS OPTION DELETE ITEMS  
 4, 8, 14, AND 29.  
 4. FOR STAINLESS STEEL TANK OPTION  
 DELETE ITEM 26.

DET.	QTY	PART NO.	DESCRIPTION
1	1	290046	LIGHT SWITCH TWO POSITION
2	1	290401	FUEL GAUGE
3	1	291203	HOUR METER
4	1	291204	TOGGLE SWITCH 2 P.D.T.
5	2	298004	20 AMP FUSE SFE 20
6	2	298011	FUSE HOLDER
7	4	298012	TOGGLE SWITCH
8	1	321020	IGN SWITCH 5 POLE
9	1	341342	CONSOLE WELDMT
10	3	390318	HEADLIGHT HIGHBEAM INDICATOR
11	5	470001	RUBBER BOOT W NUT FOR 298012
12	1	650786	INDICATOR LIGHT SUN SHIELD
13	1	674000	MOTOROLA SPEEDO
14	1	780101	CHOKE CONTROL 144 IN
15	1	316075	IGN SWITCH-TAPPED, PERK
16	4	473994	SCREW, HH SHIT MTL G-32 X 3/8
17	1	658174	BUMPER PLUG
18	1	314436	TEMP GA 100-280 DEG LIGHTED
19	1	903889	10-32 X 3/4 SLT RDHD MACH SCR
20	1	914027	NO 10-32 STOVER NUT
21	1	920010	NO 10 FLATWASHER SAE
22	15	470086	NUTSERT, 1/4UNC .020-.100GR
23	9	470122	1/4 - 20 X 1/2 FLANGED H BOLT
24	9	470121	1/4-20 FLANGED WHIZ NUT
25	1	483031	MACH WASH 7/8 ID 1 3/8 OD
26	1	341382	COVER PLT FOR VFC CUTOUT
27	1	291197	CIRCUIT BREAKER, 30AMP
28	2	920000	1/4 FLAT WASH SAE
29	1	341626	THROTTLE STOP ONAN

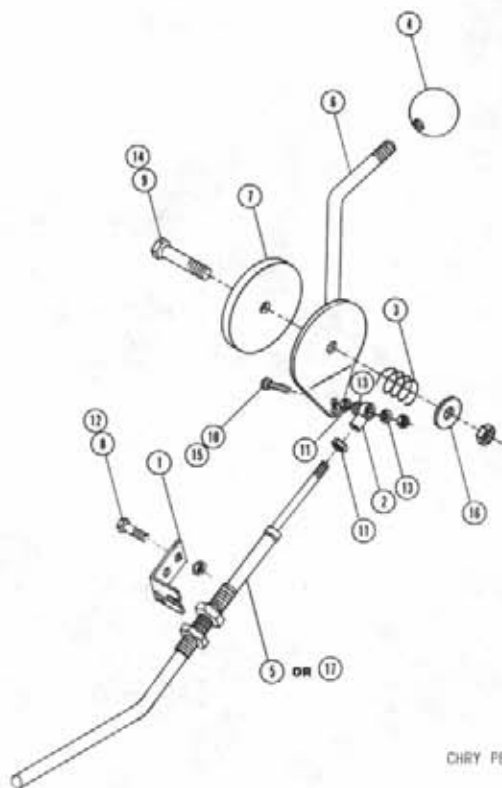




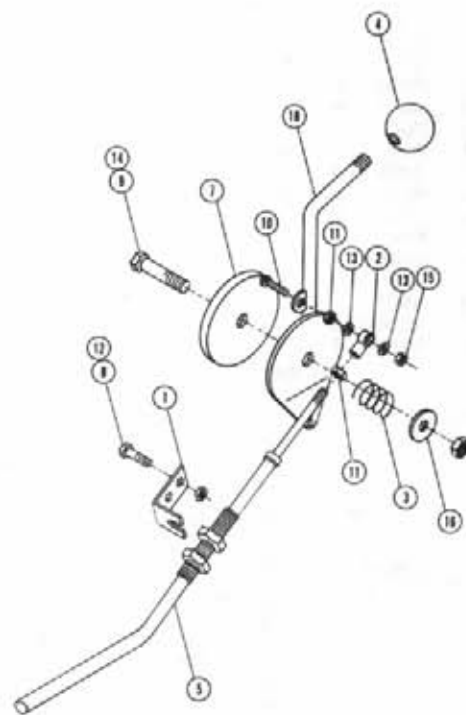
HYDROSTATIC LEVER ASSEMBLY

Det.	Qty.	P/N	Description
1	1	341501	Hydrostatic Control Lever Mount
2	1	341188	Console Throttle Cable Bracket
3	2	900000	1/4 UNC x 1/2 Hex Bolt
4	5	914000	1/4 UNC Stover Nut
5	4	470122	1/4-20 x 1/2 Flanged Hex Bolt
6	1	473921	No. 10-32 Ball Joint
7	1	606864	Control Lever
8	1	785053	Hydrostatic Cable 95"
9	1	903893	No. 10-32 x 1 Round Head Screw
10	2	910027	No. 10 UNF Hex Nut
11	1	914027	No. 10-32 Stover Nut
12	2	900003	1/4 UNC x 1 Hex Bolt
13	2	910022	No. 6-32 Hex Bolt
14	2	473993	No. 6-32 x 1 1/8 Hex Head Machine Screw
15	1	293006	Micro Switch
16	8	920000	1/4 SAE Flat Washer
17	1	920011	No. 6 SAE Flat Washer
18	2	920510	No. 10 Lock Washer
19	1	900005	1/4 UNC x 1 1/2 Hex Bolt





CHRY & PERK THROTTLE LEVER ASSEMBLY



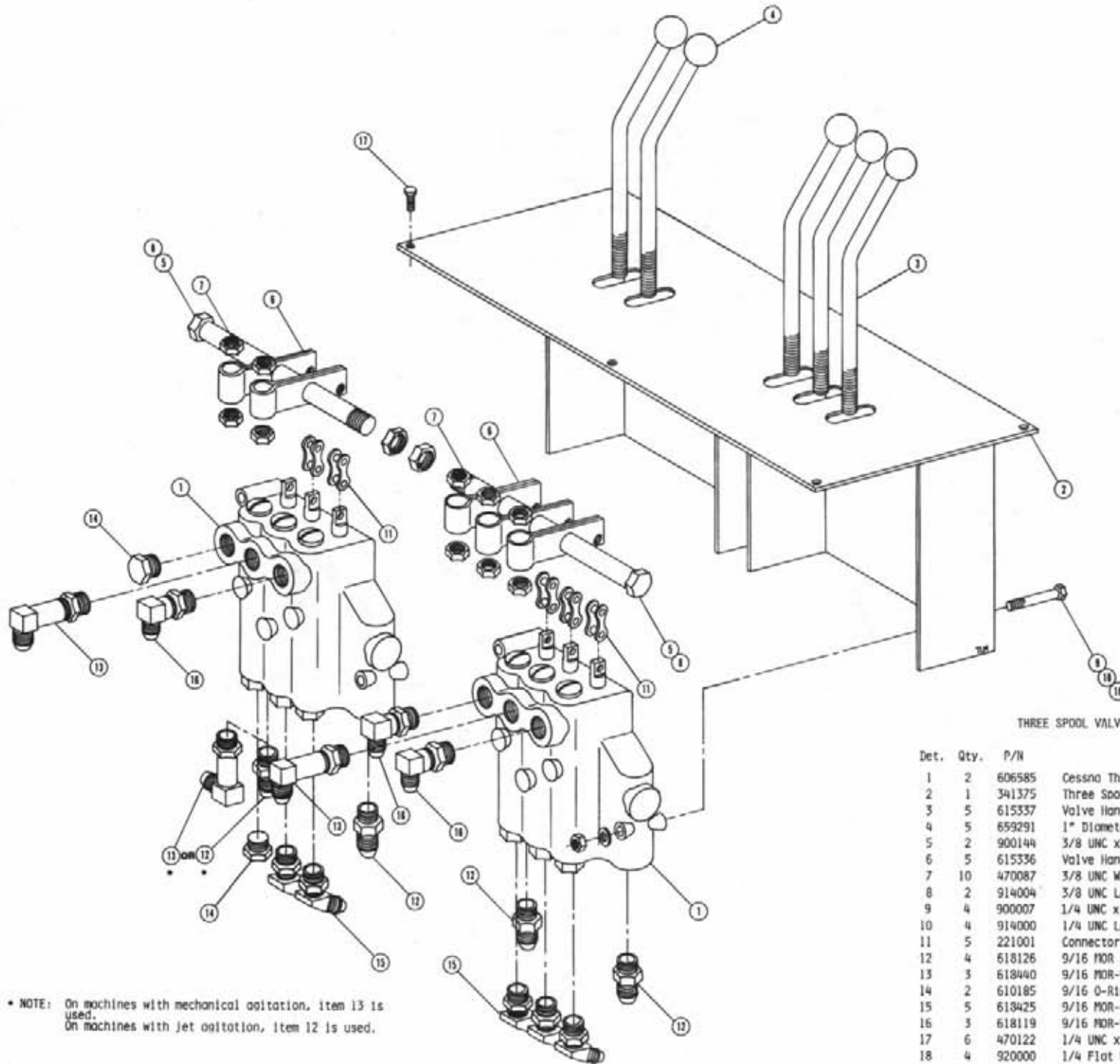
ONAN THROTTLE LEVER ASSEMBLY

CHRY PERK ONAN THROTTLE LEVER ASSEMBLY

DET. QTY PART NO. DESCRIPTION

1	2	341188	CONSOLE THROT CABLE MT ANGLE
2	2	473921	BALL JOINT NO 10-32 THD
3	2	499001	SPRING HYDRO CONTROL
4	2	659292	1 7/8 DIA BALL KNOB 3/8-16
5	2	785003	THROT CABLE 112 IN
6	1	785040	THROT LEVER WLD
7	2	785046	FRICION DISC 5-333 X .38
8	4	900000	1/4 UNC X 1/2 HEX BOLT
9	2	900170	5/8 UNC X 2 1/4 HEX BOLT
10	2	903893	10-32 X 1 SLT RD HD MACH SCR
11	4	910027	HEX NUT NO 10 UNF
12	4	914000	1/4 UNC STOVER NUT
13	4	920510	LOCK WASH NO 10
14	2	914004	3/8 UNC STOVER NUT
15	2	914027	NO 10-32 STOVER NUT
16	2	920002	WASH FLAT 3/8 SAE
17	1	785054	THROTTLE CABLE 2IN STROKE 128
18	1	785060	THROTTLE LEVER WLD ONAN

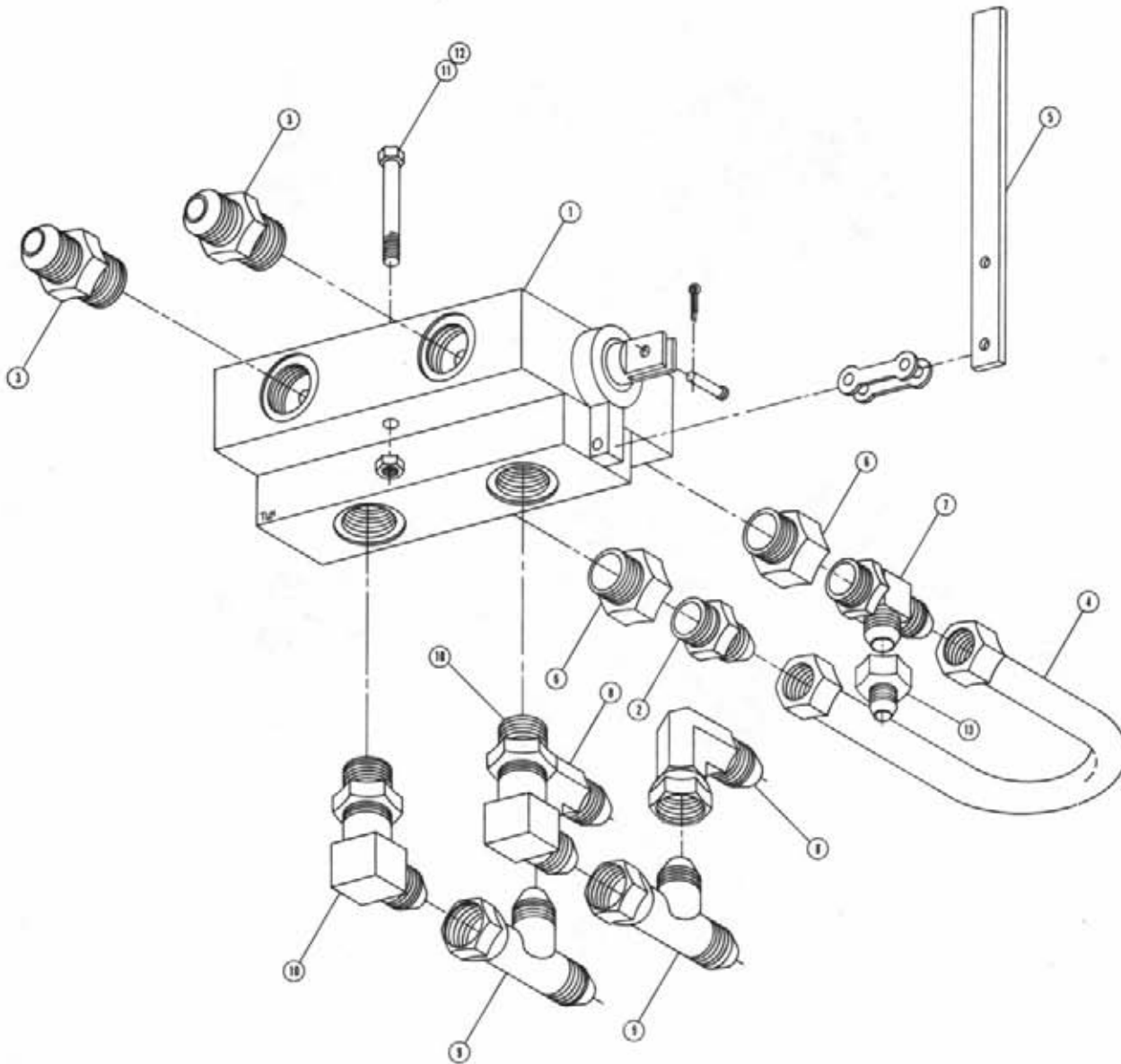
NOTE: ITEM 17 IS USED ONLY WITH THE PERKINS ENGINE OPTION.



THREE SPOOL VALVE ASSEMBLY

Det.	Qty.	P/N	Description
1	2	606585	Cessna Three Spool Valve
2	1	341375	Three Spool Valve Mount Weldment
3	5	615337	Valve Handle
4	5	659291	1" Diameter Ball
5	2	900144	3/8 UNC x 6 1/2 Hex Bolt
6	5	615336	Valve Handle Link
7	10	470087	3/8 UNC Whiz Nut
8	2	914004	3/8 UNC Lock Nut
9	4	900007	1/4 UNC x 2 Hex Bolt
10	4	914000	1/4 UNC Lock Nut
11	5	221001	Connector Link Clip
12	4	618126	9/16 MOR x 9/16 MJIC
13	3	618440	9/16 MOR-90°-9/16 Long JIC
14	2	610185	9/16 O-Ring Plug
15	5	618425	9/16 MOR-45°-9/16 MJIC
16	3	618119	9/16 MOR-90°-9/16 MJIC
17	6	470122	1/4 UNC x 1/2 Flange Head Bolt
18	4	920000	1/4 Flat Washer

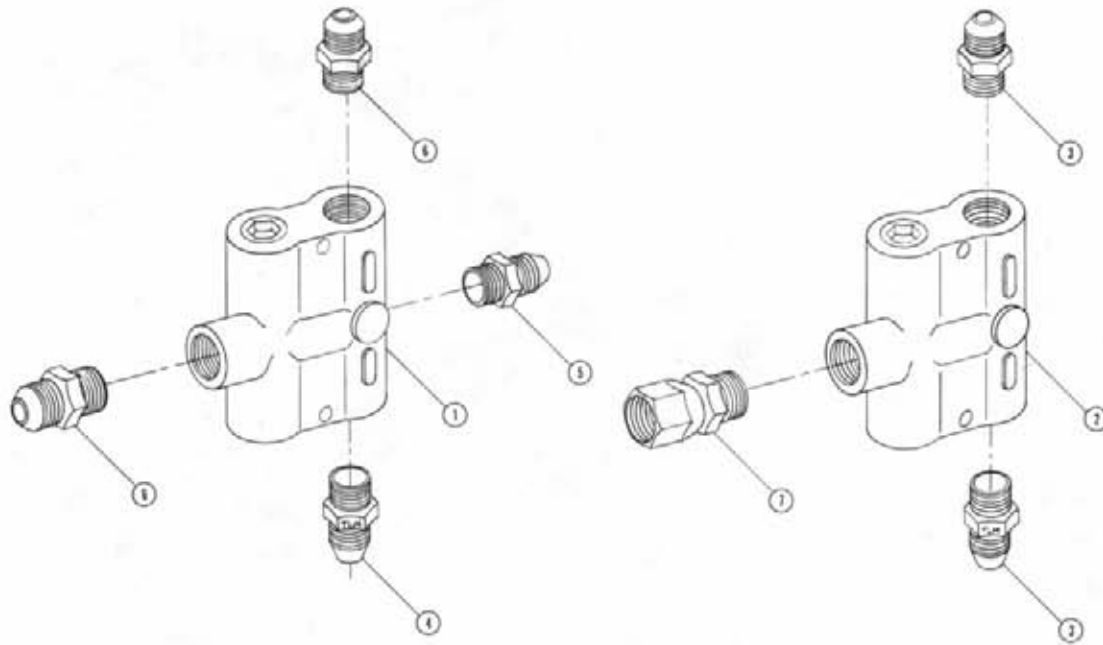
\* NOTE: On machines with mechanical agitation, item 13 is used.  
On machines with jet agitation, item 12 is used.



FOUR-WHEEL DRIVE SELECTOR VALVE ASSEMBLY

DET. QTY PART NO. DESCRIPTION

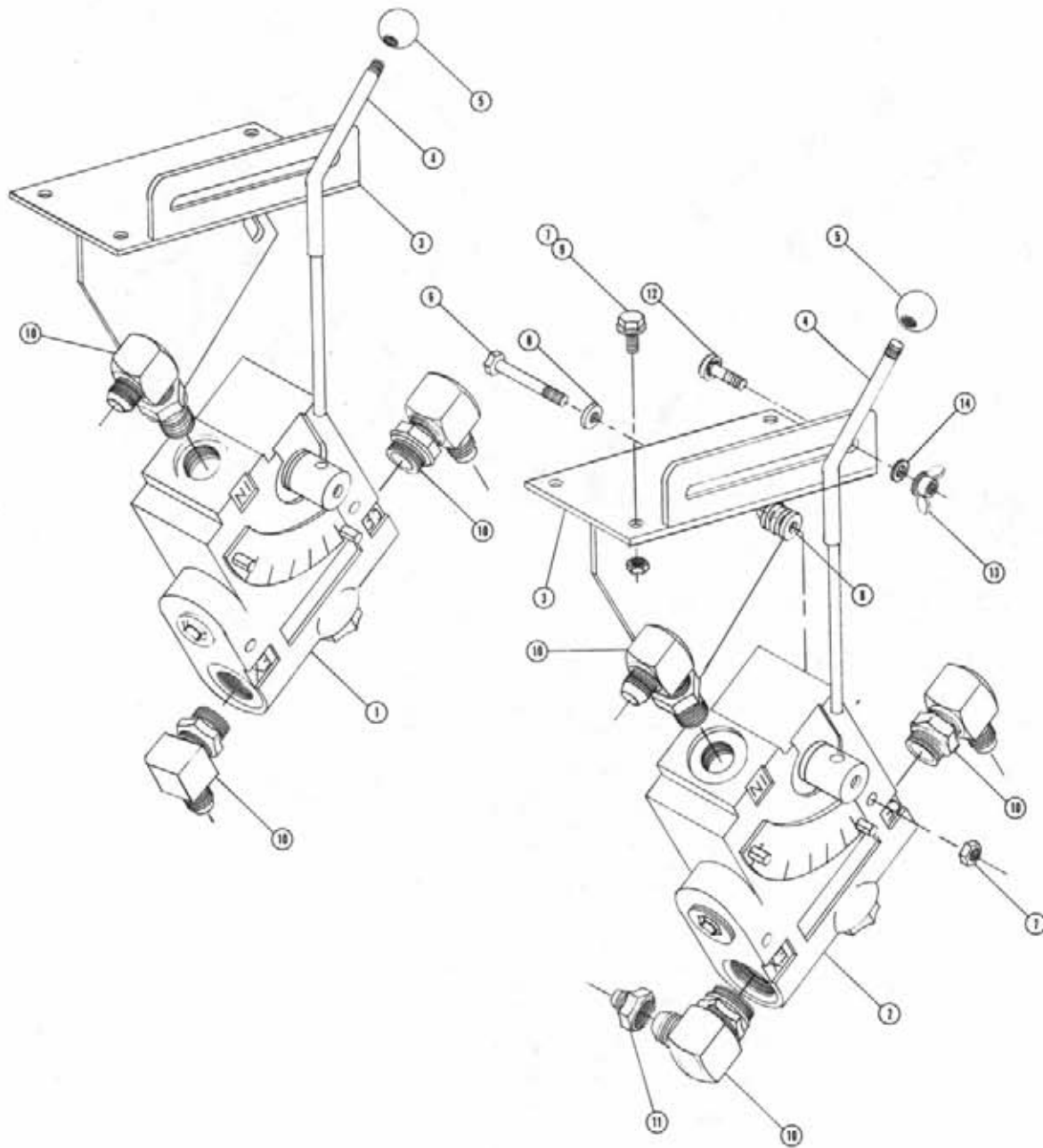
1	1	606003	GREASE SELECTOR VALVE DS-12
2	1	611126	7/8MJIC-7/8MOR ADPTR
3	2	611127	1 1/16MJIC-1 1/16MOR ADPTR
4	1	614198	FWD VALVE U-TUBE ASSY
5	1	615592	FWD SELECTOR VLV LEVER
6	2	618132	1 1/16MOR-7/8FOR ADPTR
7	1	618130	7/8MOR RUN TEE-7/8MJIC
8	2	618301	7/8MJIC-90-7/8FJIC SWIV LBO
9	2	618333	7/8FJIC SW RUN TEE-7/8MJIC
10	2	618535	7/8MJIC-90-1 1/16MOR LBO
11	2	900135	3/8 UNC X 2 3/4 HEX HEAD
12	2	914004	3/8 UNC STOVER NUT
13	1	618557	7/8FJIC-9/16MJIC ADPTR



FLOW DIVIDER ASSEMBLY

DET. QTY PART NO. DESCRIPTION

1	1	607518	FLO DIV BOR56 6GPM PRI 7/8FOR
2	1	607504	FLO DIV B50 2-8GPM 7/8 FOR
3	2	618310	9/16MJIC-7/8MOR ADPTR
4	1	618327	3/4MJIC-7/8MOR ADPTR
5	1	618011	9/16MJIC-3/8MNPT ADPTR
6	2	611126	7/8MJIC-7/8MOR ADPTR
7	1	618594	7/8FJIC SWIV-7/8MOR ADPTR

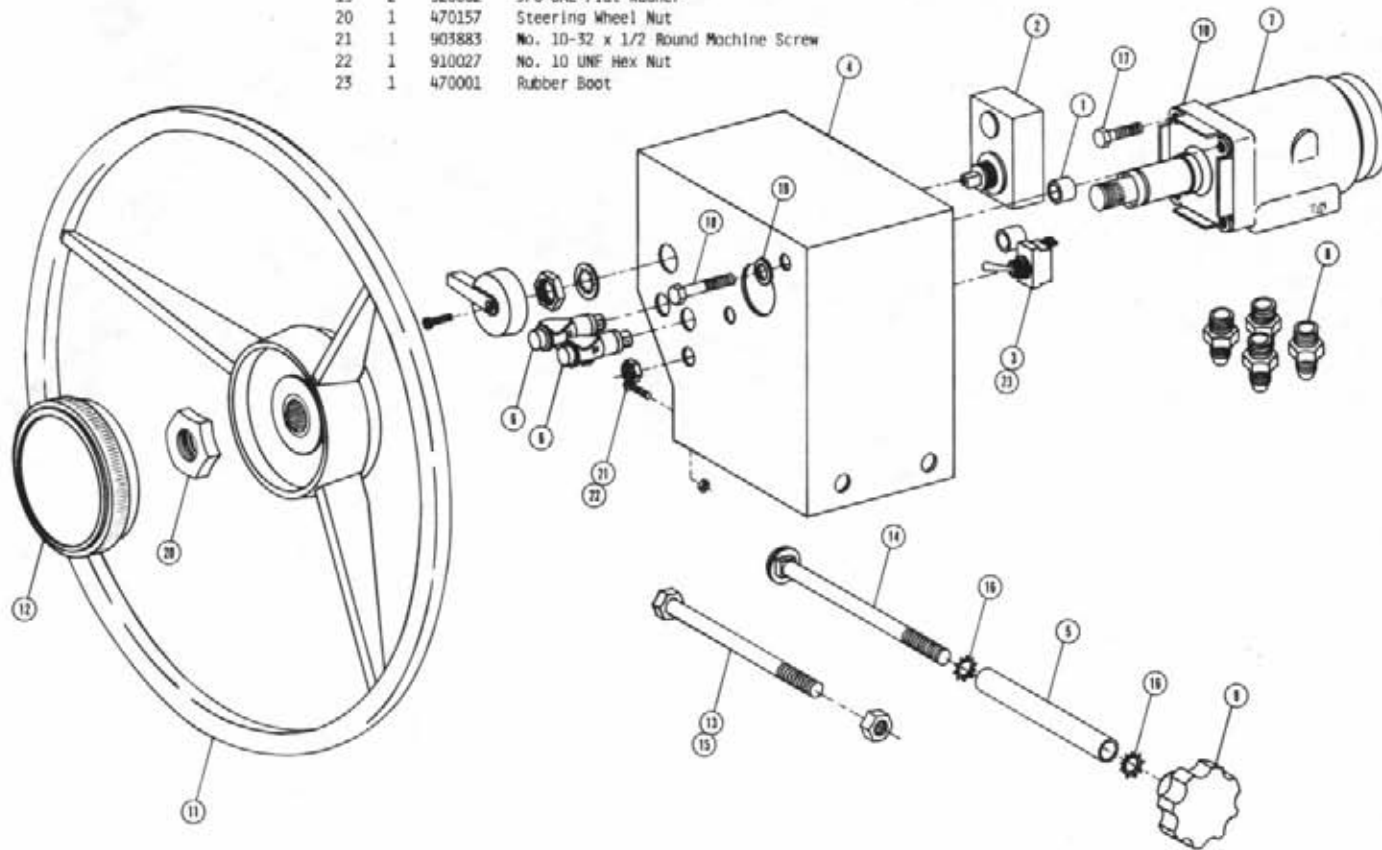


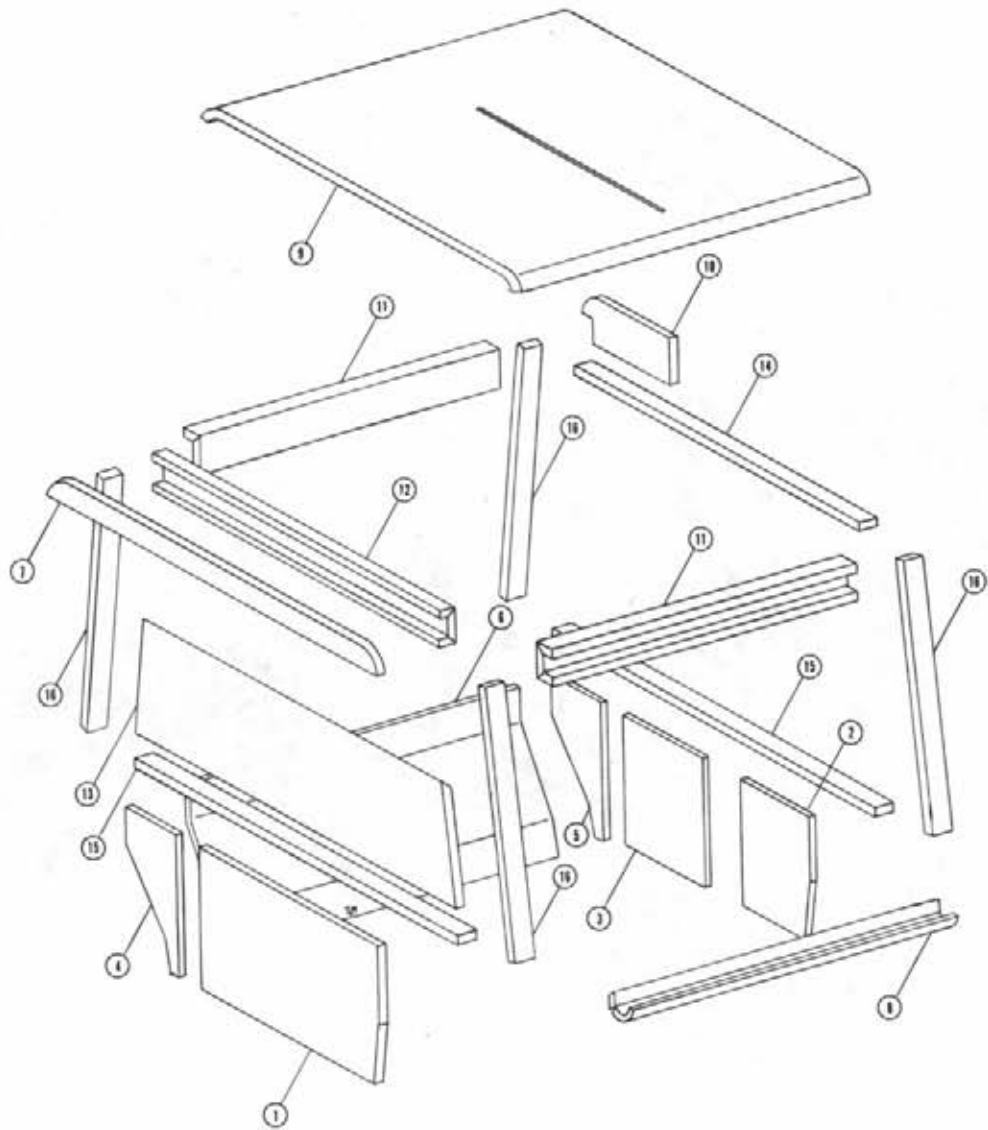
VARIABLE FLOW CONTROL ASSEMBLIES

Det.	Qty.	P/N	Description
1	1	606810	Solution Variable Flow Control
2	1	606827	Agitator Variable Flow Control
3	2	606837	Flow Control Mount Weldment
4	2	615491	Flow Control Lever Weldment
5	2	659291	1" Diameter Ball Knob
6	4	900010	1/4 UNC x 3 Hex Bolt
7	10	914000	1/4 SAE Lock Nut
8	16	920000	1/4 SAE Flat Washer
9	6	470118	1/4 UNC x 3/4 Flanged Head Bolt
10	6	618183	7/8 MDR-90 <sup>0</sup> -3/4 MJIC
11	1	618402	3/4 FJIC x 9/16 MJIC
12	2	901064	5/16 UNC x 3/4 Carriage Bolt
13	2	473900	5/16 UNC Wing Nut
14	2	920002	3/8 Flat Washer

STEERING WHEEL ASSEMBLY

Det. Qty.	P/N	Description
1	200464	Spacer
2	291088	Flasher/Turn Signal Switch
3	298012	Toggle Switch
4	341180	Steering Column Cover Weldment
5	001266	Spacer Tube
6	390518	Indicator Light
7	749150	Steering Motor
8	618109	3/4 MOR x 9/16 MJIC
9	742502	Steering Adjustment Knob
10	749178	Steering Column
11	749245	Steering Wheel
12	749244	Steering Wheel Cap
13	900277	1/2 UNC x 5 1/2 Hex Bolt
14	901276	1/2 UNC x 5 Carriage Bolt
15	914008	1/2 UNC Lock Nut
16	470123	Star Washer
17	900128	3/8 UNC x 3/4 Hex Bolt
18	900130	3/8 UNC x 1 1/4 Hex Bolt
19	920002	3/8 SAE Flat Washer
20	470157	Steering Wheel Nut
21	903883	No. 10-32 x 1/2 Round Machine Screw
22	910027	No. 10 UNF Hex Nut
23	470001	Rubber Boot



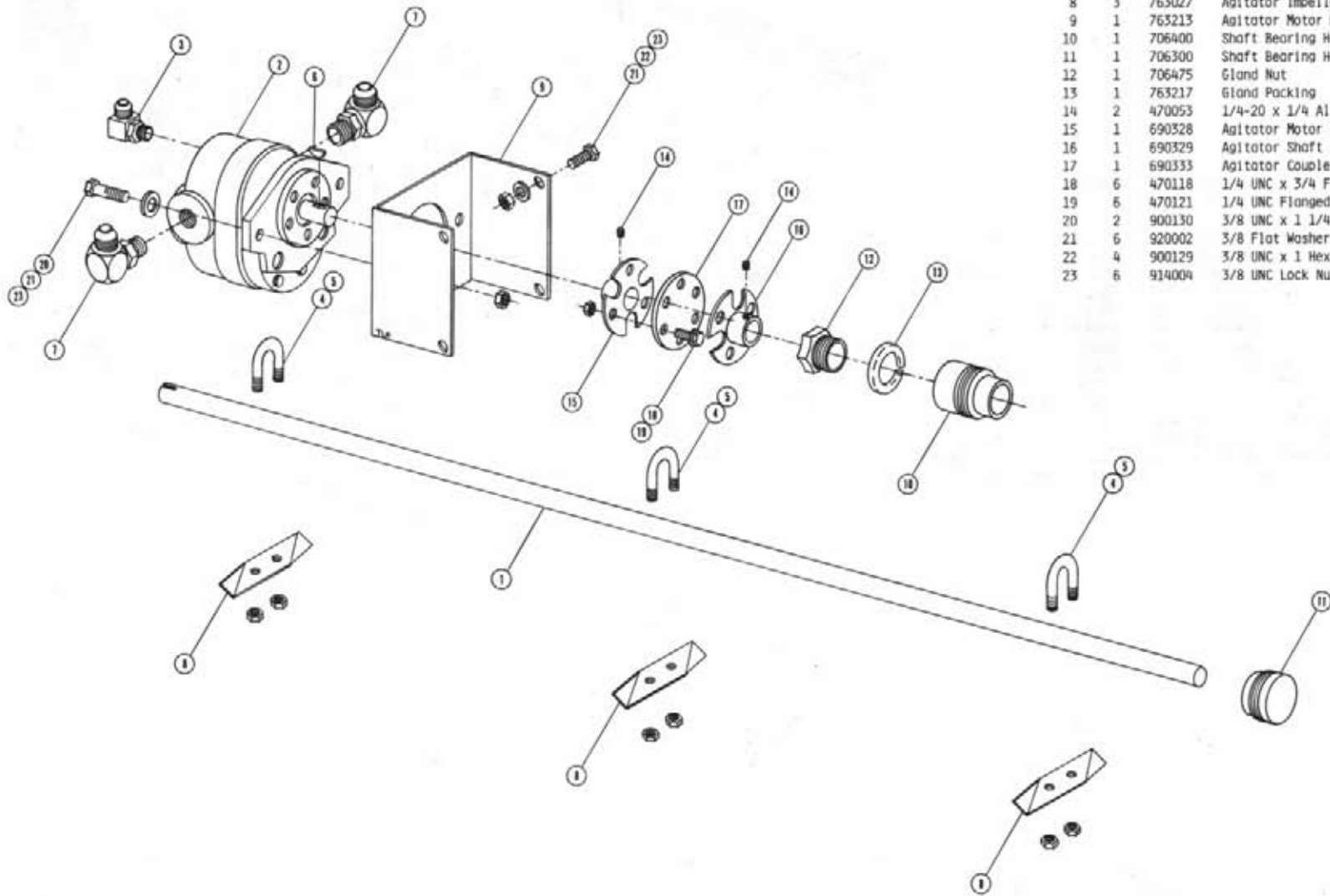


CAB FOAM

Det.	Qty.	P/N	Description
1	1	659597	Foam, Center Rear Operator Station
2	1	659594	Foam, Right Front Operator Station
3	1	659593	Foam, Center Front Operator Station
4	1	659596	Foam, Left Rear Operator Station
5	1	659595	Foam, Left Front Operator Station
6	1	659598	Foam, Left Side Panel
7	1	659381	Foam, Rear Top Crossmember
8	1	659599	Foam, Console Side
9	1	659383	Foam, Cab Roof
10	1	659385	Foam, Left Top Cab Corner
11	2	659392	Foam, Upper Side Frame
12	1	659393	Foam, Upper Rear Frame
13	1	659394	Foam, Lower Rear Window Panel
14	1	659396	Foam, Cab Tube 37.25 Long
15	2	659397	Foam, Cab Tube 42.75 Long
16	4	659398	Foam, Cab Tube 32.25 Long

AGITATOR ASSEMBLY

Det.	Qty.	P/N	Description
1	1	765216	Agitator Shaft
2	1	610044	Hydraulic Motor
3	1	618119	9/16 MOR x 90° x 9/16 MJIC
4	6	470089	1/4 UNC SS Lock Nut
5	3	470092	1/4 UNC x 3/4 x 1 1/4 SS U-Bolt
6	1	472003	No. 9 Woodruff Key
7	2	618241	3/4 MOR x 90° x 3/4 MJIC
8	3	765027	Agitator Impeller
9	1	765213	Agitator Motor Mount
10	1	706400	Shaft Bearing Housing
11	1	706300	Shaft Bearing Housing Assembly
12	1	706475	Gland Nut
13	1	765217	Gland Packing
14	2	470053	1/4-20 x 1/4 Allen Head Set Screw
15	1	690328	Agitator Motor Coupler Half
16	1	690329	Agitator Shaft Coupler Half
17	1	690333	Agitator Coupler Flex Disk
18	6	470118	1/4 UNC x 3/4 Flanged Hex Bolt
19	6	470121	1/4 UNC Flanged Whiz Nut
20	2	900130	3/8 UNC x 1 1/4 Hex Bolt
21	6	920002	3/8 Flat Washer
22	4	900129	3/8 UNC x 1 Hex Bolt
23	6	914004	3/8 UNC Lock Nut

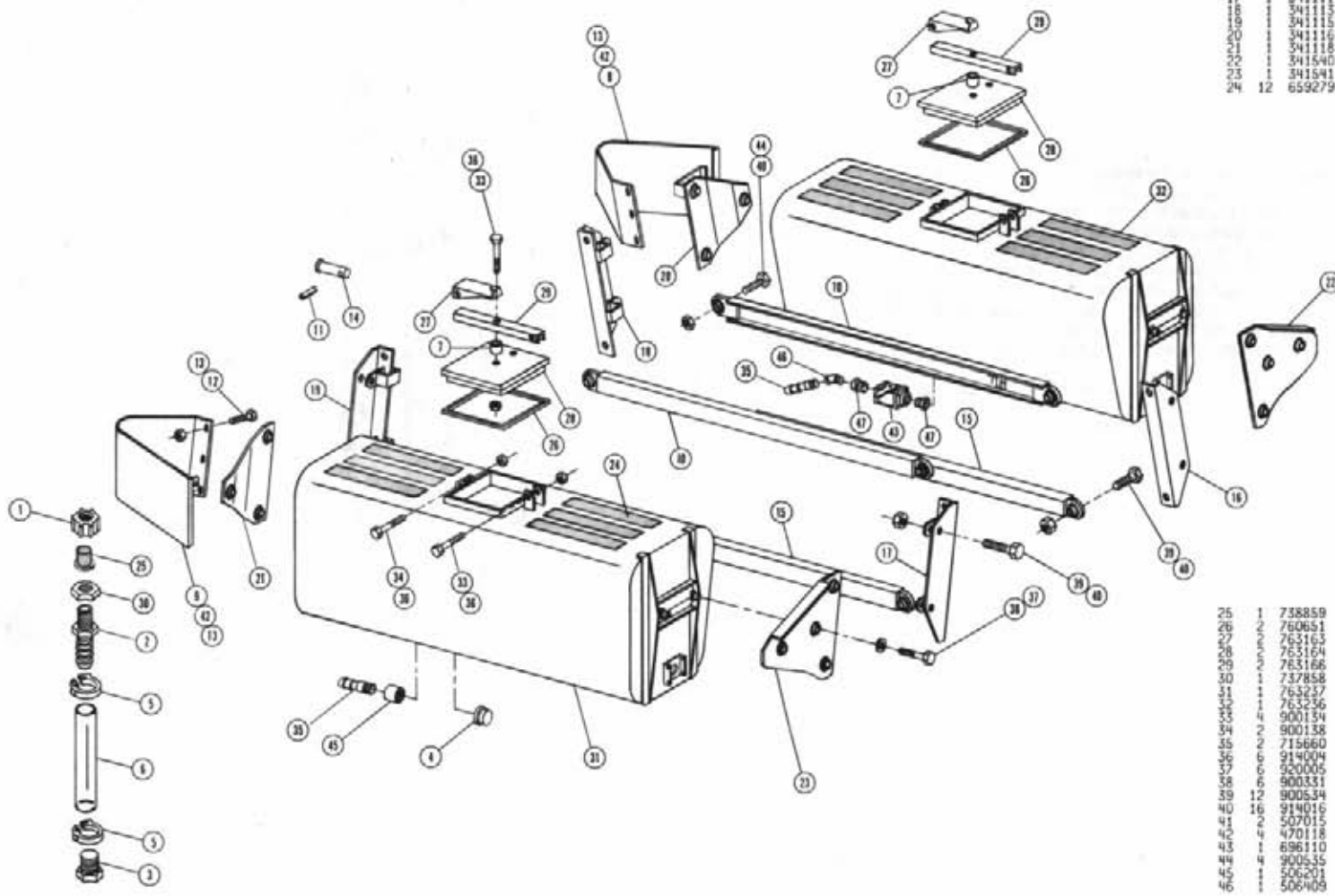




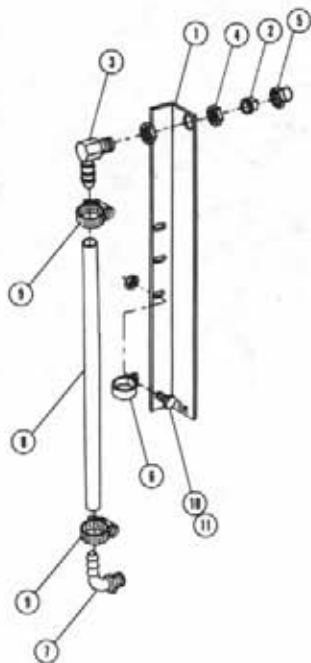
STAINLESS STEEL SOLUTION TANK ASSEMBLY

DET. QTY PART NO. DESCRIPTION

1	1	500005	CAP NUT .688FPS NYLON
2	1	500006	.38 H BARB X .69 MPS NYLON
3	1	500007	1/8NPT HEX PLUG NYL
4	2	506203	PIPE CAP 1 1/4NPT
5	2	520003	HOSE CLAMP SNAP ON #6
6	1	601216	SPRAY TANK VENT HOSE .58X3.50
7	1	601251	HOSE, 3/4 X 2 HI PRESS EPDM
8	1	658781	RH TANK SHLD WLD
9	1	659605	LH POLY & SS TANK SHLD WLD
10	1	341511	UPPER STIDERAIL CHAN WLD
11	1	475937	ROLL PIN, 3/8DIA X 2 1/2
12	1	470122	1/4 - 20 X 1/2 FLANGED H BOLT
13	10	470121	1/4-20 FLANGED WHTZ NUT
14	1	361162	CARRIAGE PIVOT PTN WLD
15	2	341109	SIDE RAIL TUBE WLD
16	1	341108	RH REAR TANK MT ANGLE WLD
17	1	341111	LH REAR TANK MT ANGLE WLD
18	1	341115	RH FRONT TANK MT ANGLE WLD
19	1	341115	LH FRONT TANK MT ANGLE WLD
20	1	341116	RH FT TANK MT PLT WLD
21	1	341118	LH FT TANK MT PLT WLD
22	1	341540	RH REAR 250 TANK MTG PLT WLD
23	1	341541	LH REAR 250 TANK MT PLT WLD
24	12	659279	SAFETY WALK, 4 X 21



25	1	738859	STRAINER 50 MESH NYLON
26	1	760651	TANK LID GSKT
27	1	763163	SPRAY TANK LATCH HANDLE
28	1	763164	SPRAY TANK LID WLD
29	1	763166	TANK LID CHAN
30	2	737858	TEE AND EL NUT .688 FPS
31	1	763237	LH SPRAY TANK WLD 250 GAL
32	1	763236	RH SPRAY TANK WLD 250 GAL
33	4	900134	3/8 UNC X 1 1/2 HEX BOLT
34	2	900138	3/8 UNC X 3 1/2 HEX BOLT
35	2	715660	1 1/4 HOSE BARB-1 1/4NPT
36	6	914004	3/8 UNC STOVER NUT
37	6	920005	5/8 FLAT WASH SAE
38	1	900331	5/8 UNC X 1 HEX BOLT
39	12	900534	1 UNC X 3 HEX BOLT
40	16	914016	1 UNC STOVER NUT
41	2	507015	RED BUSH 1 1/2 TO 1 1/4 MAL
42	4	470118	1/4 UNC X 3/4 FLANGED H BOLT
43	1	696110	BALL VALVE 1 1/2NPT POLY
44	4	900535	1 UNC X 4 HEX BOLT
45	1	506201	BLK PIPE CPLG 1 1/4NPT
46	1	506409	BLK PIPE ST EL 45DEG 1 1/4NPT



SIGHT GAUGE HOSE ASSEMBLY

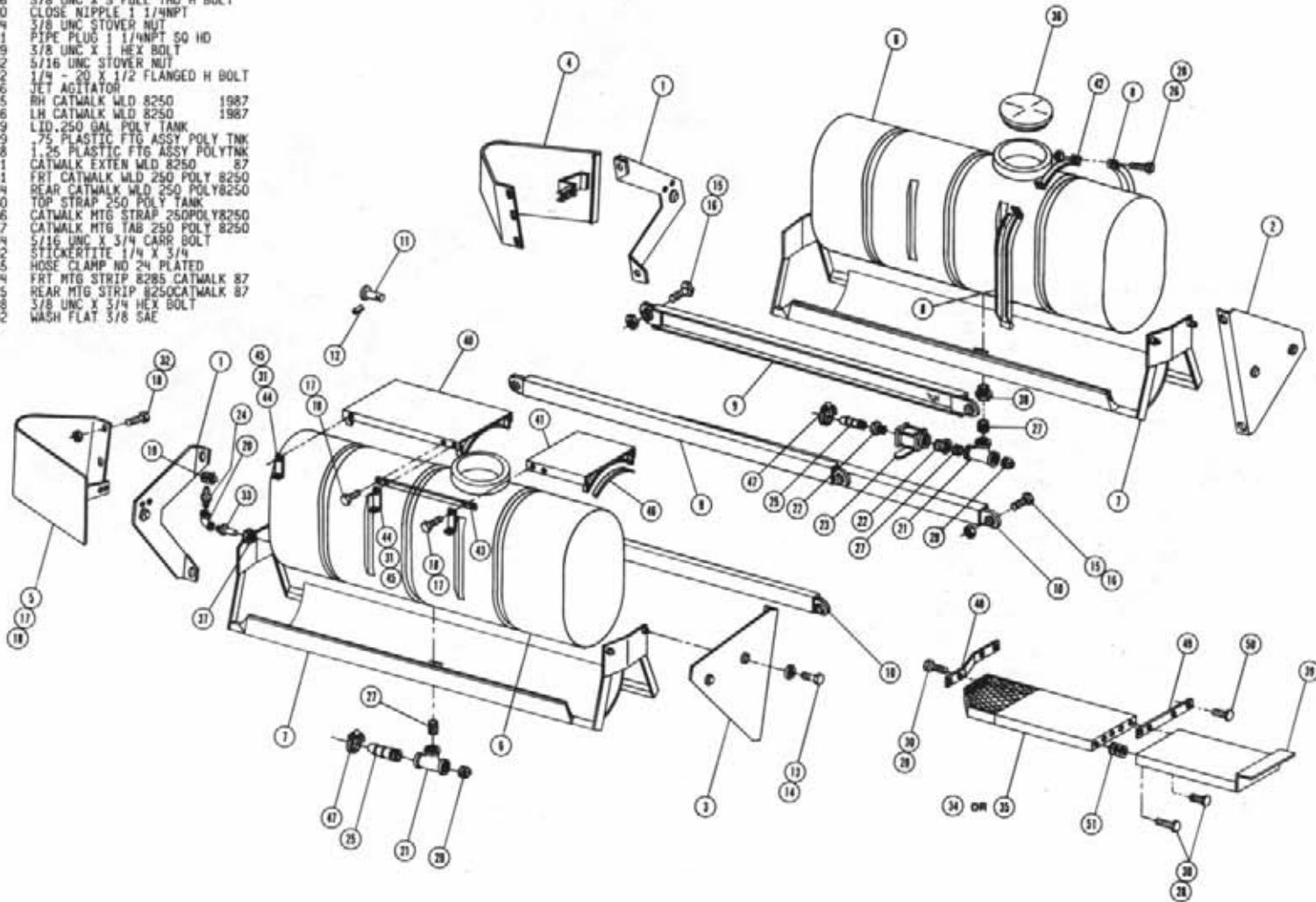
DET. QTY PART NO. DESCRIPTION

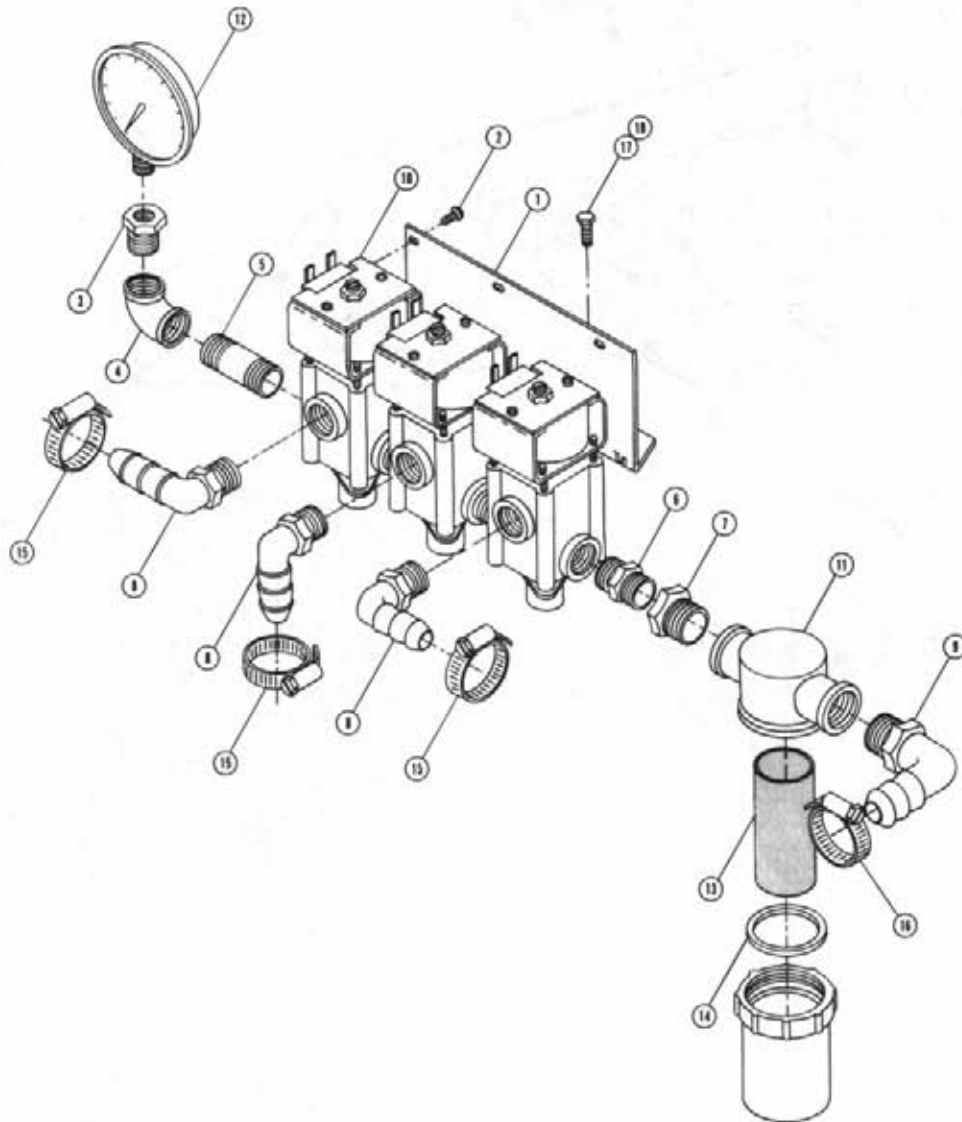
1	1	763253	SIGHT GA MT 250GAL TANKS 8250
2	1	731109	TIP,FS-9 80DEG NYL SNGL DRF
3	1	737856	EL NOZL BODY .50 STEEL
4	1	737858	TEE AND EL NUT .688 FPS
5	1	758866	CAP NUT .688 FPS STEEL
6	1	520117	CUSHION HOSE CLAMP 5/8 IN
7	1	618556	1/2 HOSE BARB-90-1/4MNPT NYL
8	1	601245	HOSE, .50 X 42.00 SIGHT GAUGE
9	2	520069	HOSE CLAMP NO 6 PLATED
10	2	470121	1/4-20 FLANGED WHIZ NUT
11	2	470122	1/4 - 20 X 1/2 FLANGED H BOLT

POLY 250 GALLON SOLUTION TANK ASSEMBLY

DET. QTY PART NO. DESCRIPTION

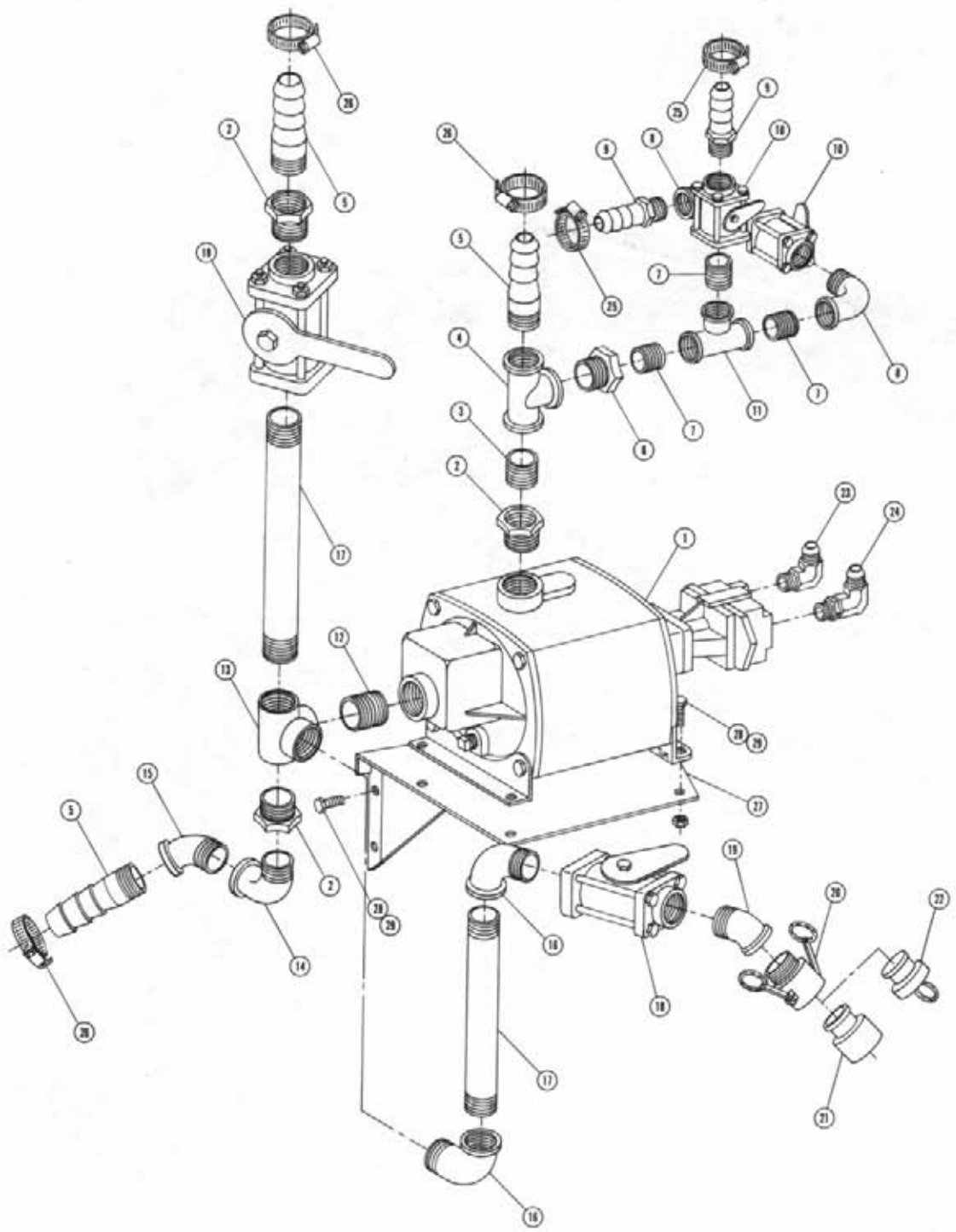
DET.	QTY	PART NO.	DESCRIPTION
1		341398	FRT TANK MTG PLT WLD POLY
1		341400	RH REAR TANK MTG PLT WLD
1		341402	LH REAR TANK MTG PLT WLD
1		659781	RH TANK SHLD WLD 8250
1		659675	LH POLY & SS TANK SHLD WLD
1		763254	250 GAL POLY TANK
1		763177	POLY TANK CRADLE WLD
1		763257	POLY TANK BAND WLD 250 GAL
1		541311	UPPER SIDERAIL CHAN WLD
1		341099	SIDE RAIL TUBE WLD
1		361162	CARRIAGE PIVOT PIN WLD
1		473937	ROLL PIN, 3/8 DIA X 2 1/2
1		900331	5/8 UNC X 1 HEX BOLT
1		920005	5/8 FLAT WASH SAE
1		900535	1 UNC X 8 HEX BOLT
1		914016	1 1/2 IN STOVER NUT
2		470118	1/4 UNC X 3/4 FLANGED H BOLT
1		470121	1/4-20 FLANGED WHIZ NUT
1		520070	HOSE CLAMP NO 8 PLATED
1		504501	BLK PIPE EL 90DEG 3/4NPT
1		506105	BLK PIPE TEE 1 1/4NPT
1		507015	RED BUSH 1 1/2 TD 1 1/4 MAL
1		696110	GALL VALVE 1 1/2NPT POLY
1		714350	1/2 HOSE BARB-3/4NPT
1		715660	1 1/4 HOSE BARB-1 1/4NPT
1		906136	3/8 UNC X 3 FULL THD H BOLT
1		506200	CLOSE NIPPLE 1 1/4NPT
2		914004	3/8 UNC STOVER NUT
1		506101	PIPE PLUG 1 1/4NPT 50 HD
1		900129	3/8 UNC X 1 HEX BOLT
1		914002	5/16 UNC STOVER NUT
1		470122	1/4 - 20 X 1 1/2 FLANGED H BOLT
1		760066	JET AGITATOR
1		341615	RH CATWALK WLD 8250 1987
1		341616	LH CATWALK WLD 8250 1987
1		763259	LID, 250 GAL POLY TANK
1		618549	75 PLASTIC FTG ASSY POLY TANK
1		618548	1 1/4 PLASTIC FTG ASSY POLY TANK
1		341621	CATWALK EXTN WLD 8250 87
1		763261	FRT CATWALK WLD 250 POLY 8250
1		763264	REAR CATWALK WLD 250 POLY 8250
1		763260	TOP STRAP 250 POLY TANK
1		763266	CATWALK MTG STRAP 250POLY 8250
1		763267	CATWALK MTG TAB 250 POLY 8250
1		901064	5/16 UNC X 3/4 CARR BOLT
1		193022	STICKERTITE 1/4 X 3/4
1		520085	HOSE CLAMP NO 24 PLATED
1		341624	FRT MTG STRIP 8250 CATWALK 87
1		341625	REAR MTG STRIP 8250CATWALK 87
1		900128	3/8 UNC X 3/4 HEX BOLT
1		920002	WASH FLAT 3/8 SAE





SOLUTION SOLENOID VALVE ASSEMBLY

Det. Qty.	P/N	Description
1	160469	Valve Mount Bracket
2	472199	No. 10-24 x 1/2 Round Head Mech. Screw
3	504002	3/4 NPT To 1/4 NPT Nylon Reducer Bushing
4	504502	3/4 NPT x 90 Nylon Pipe Nipple
5	504800	3/4 NPT x 1.75 Pipe Nipple
6	505219	3/4 NPT Nylon Hex Pipe Nipple
7	506002	1 1/4 NPT x 3/4 NPT Nylon Reducer Bushing
8	618591	1/2 NPT x 90 x 3/4 Nylon Hose Barb
9	618592	1 1/4 NPT x 90 x 1 1/4 Nylon Hose Barb
10	690019	Solution Valve Assembly
11	690060	1 1/4 NPT Line Strainer
12	690359	Pressure Gauge
13	690068	40 Mesh Line Strainer Screen
14	690067	Gasket
15	520055	No. 12 Hose Clamp
16	520085	No. 24 Hose Clamp
17	470121	1/4-20 Flanged Whiz Nut
18	470118	1/4-20 UNC x 3/4 Flanged Hex Bolt



SOLUTION PUMP ASSEMBLY

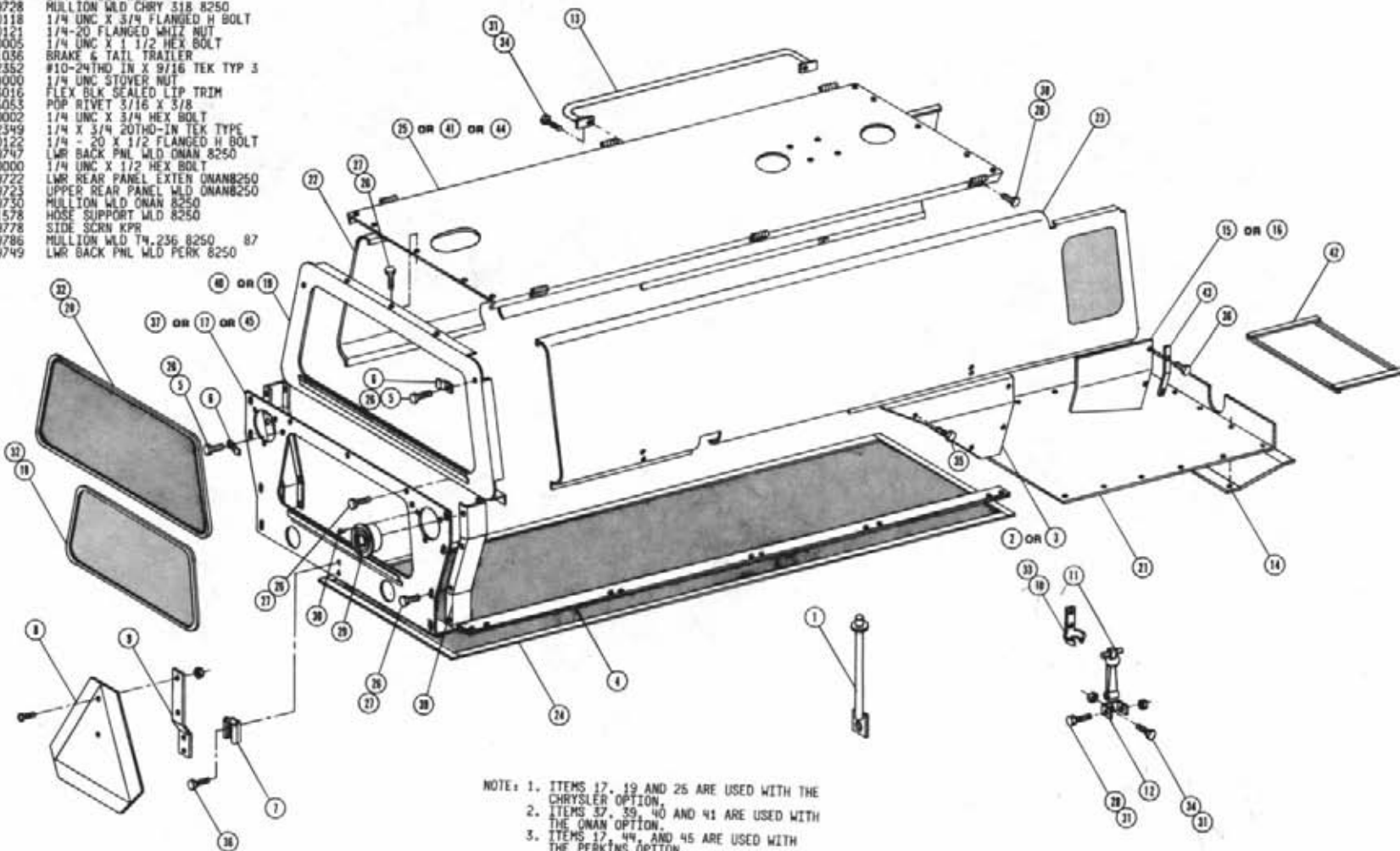
Det.	Qty.	P/N	Description
1	1	690341	Hydro Solution Pump
2	3	507015	1 1/2 NPT To 1 1/4 NPT Reducer Bushing
3	1	506200	1 1/4 NPT Close Nipple
4	1	506105	1 1/4 NPT Pipe Tee
5	3	715660	1 1/4 NPT x 1 1/4 Hose Barb
6	1	507027	1 1/4 NPT x 1/2 NPT Reducer Bushing
7	3	503600	1/2 NPT Close Nipple
8	2	503400	1/2 NPT Street Elbow
9	2	714340	1/2 NPT x 1/2 Hose Barb
10	2	696082	1/2 NPT Ball Valve
11	1	503820	1/2 NPT Pipe Tee
12	1	507019	1 1/2 NPT Close Nipple
13	1	507253	1 1/2 NPT Side Outlet Tee
14	11	506410	1 1/4 NPT x 90 Street Elbow
15	1	506409	1 1/4 NPT x 45 Street Elbow
16	2	507018	1 1/2 NPT Street Elbow
17	2	507614	1 1/2 NPT x 12 Pipe Nipple
18	2	696110	1 1/2 FNPT Ball Valve
19	1	507024	1 1/2 NPT x 45 Street Elbow
20	1	690303	1 1/2 NPT Male Coupler
21	1	690302	1 1/2 NPT Female Adapter
22	1	690304	Adapter Plug
23	1	611145	1/2 NPT x 90 x 3/4 MJIC
24	1	618241	3/4 MOR x 90 x 3/4 MJIC
25	2	520070	No. 8 Hose Clamp
26	3	520085	No. 24 Hose Clamp
27	1	690365	Solution Pump Mounting Base
28	8	900128	3/8 UNC x 3/4 Hex Bolt
29	8	914004	3/8 UNC Hex Nut

Note: Items 3,4,6,7,8,9,10,11, And 25 Are Used With Jet Agitation.

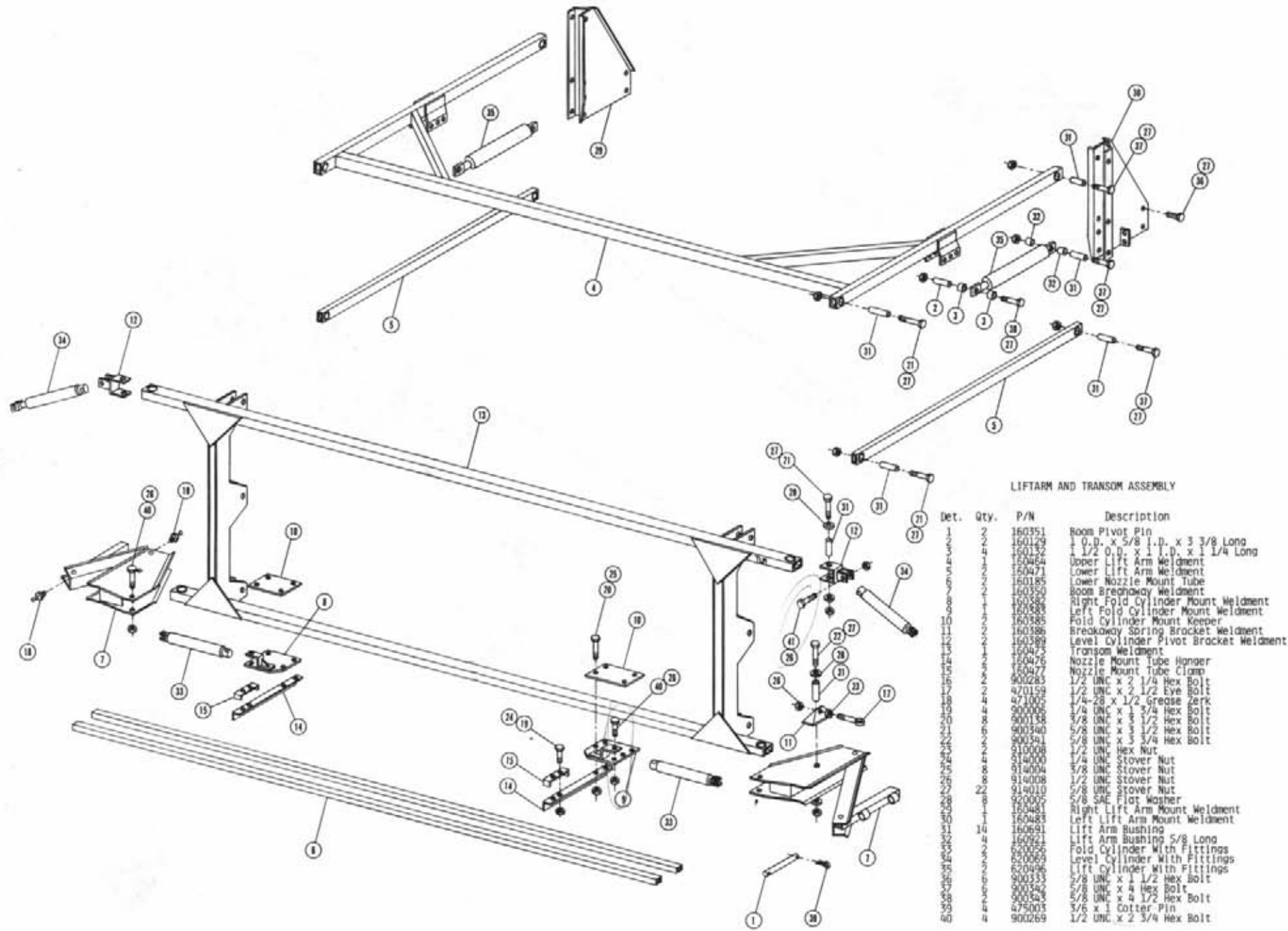
SHEET METAL ASSEMBLY

DET. QTY PART NO. DESCRIPTION

1	2	341356	ENGINE HOOD PROP WLD
1	2	341362	LH SIDE PLY EXTEN
1	2	341363	RH SIDE PLY EXTEN
1	2	341395	SCREEN SLIDE WLD
1	4	470086	NUTSERT, 1/4UNC .020-.100GR
1	4	470151	UPPER REAR PANEL SCREEN CLIP
1	2	472251	MTG SOCKET
1	2	472249	SLOW MOVING VEHICLE SIGN
1	2	472250	SPADE MTG BRKT
10	1	656997	RUBBER HOOK BRKT
1	1	656998	RUBBER HOOK
1	1	656999	RUBBER HOOK ANCHOR BRKT
1	1	659378	RH ENG HOOD HANDRAIL WLD
1	1	659565	LWR FRT HOSE SHLD
1	1	659775	LH SIDE SCRIN
1	1	659774	RH SIDE SCRIN
1	1	659743	LWR BACK PNL WLD CHRY 8250
1	1	659751	LWR BACK PANEL SCRIN 8250
1	1	659575	UPPER REAR PANEL WLD
1	1	659578	UPPER REAR PANEL SCREEN
1	1	659586	FRT HOSE COVER WLD
1	1	659735	LH ENG HOOD WLD
1	1	659734	RH ENG HOOD WLD
1	1	659589	LWR SCREEN WLD
1	1	659728	MULLION WLD CHRY 318 8250
55	1	470118	1/4 UNC X 3/4 FLANGED H BOLT
47	1	470121	1/4-20 FLANGED WHIZ NUT
26	1	900005	1/4 UNC X 1 1/2 HEX BOLT
29	1	291036	BRAKE & TAIL TRAILER
30	1	472352	#10-24THD IN X 9/16 TEK TYP 3
31	10	914000	1/4 UNC STOVER NUT
32	1	195016	FLEX BLK SEALED LIP TRIM
33	1	485053	POP RIVET 5/16 X 3/8
34	1	900002	1/4 UNC X 3/4 HEX BOLT
35	1	472349	1/4 X 3/4 20THD-IN TEK TYPE
36	1	470122	1/4 X 20 X 1/2 FLANGED H BOLT
38	1	659747	LWR BACK PNL WLD ONAN 8250
39	1	900000	1/4 UNC X 1/2 HEX BOLT
40	1	659722	LWR REAR PANEL EXTEN ONAN8250
41	1	659723	UPPER REAR PANEL WLD ONAN8250
42	1	659730	MULLION WLD ONAN 8250
43	1	341578	HOSE SUPPORT WLD 8250
44	1	659778	SIDE SCRIN KPR
45	1	659786	MULLION WLD T4.236 8250
46	1	659749	LWR BACK PNL WLD PERK 8250



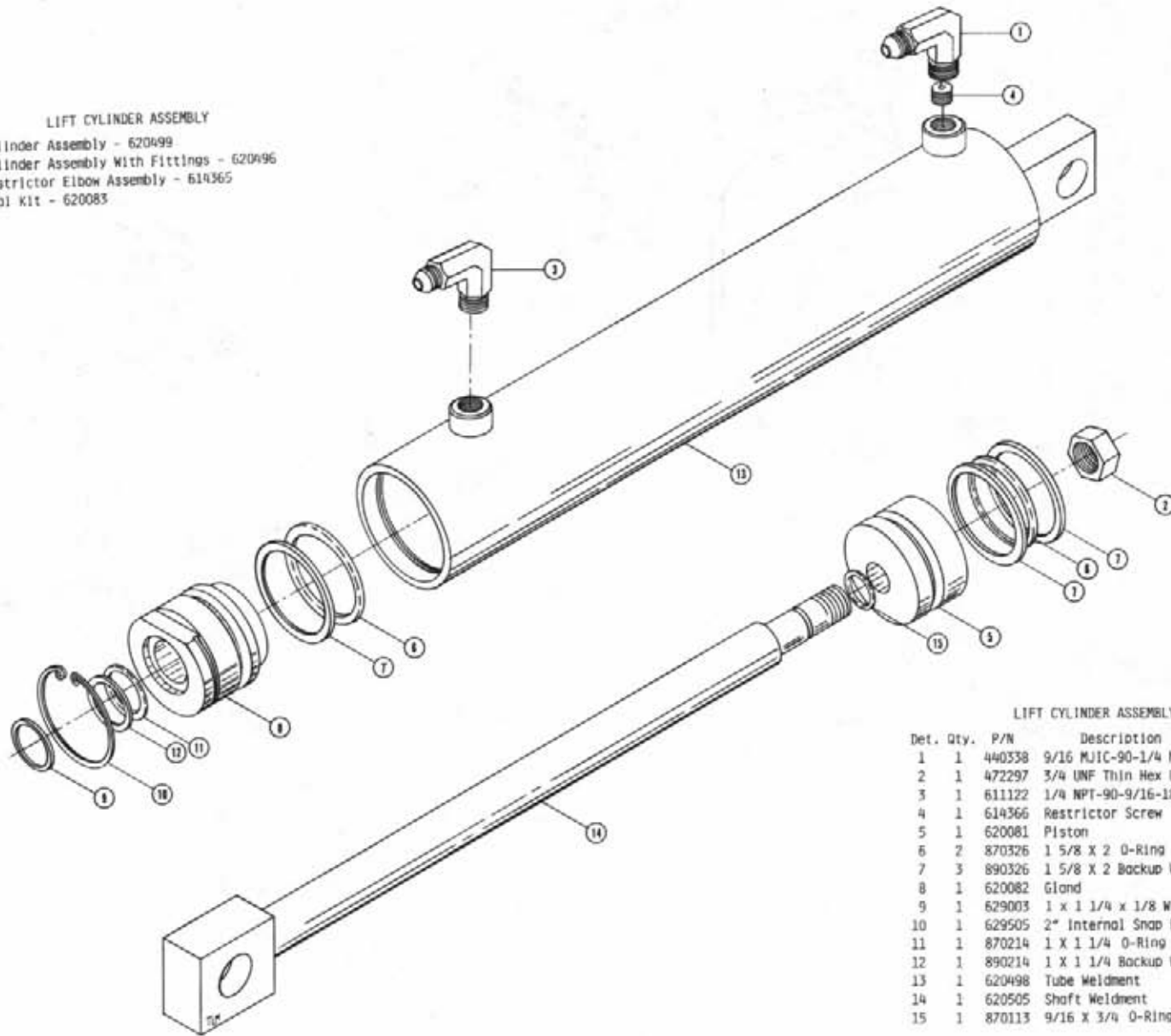
NOTE: 1. ITEMS 17, 19 AND 25 ARE USED WITH THE CHRYSLER OPTION.  
 2. ITEMS 37, 39, 40 AND 41 ARE USED WITH THE ONAN OPTION.  
 3. ITEMS 17, 44, AND 45 ARE USED WITH THE PERKINS OPTION.



LIFTARM AND TRANSOM ASSEMBLY

Det.	Qty.	P/N	Description
1	1	160351	Boom Pivot Pin
2	2	160129	1 0.D. x 5/8 I.D. x 3 3/8 Long
3	1	160132	1 1/2 0.D. x 1 I.D. x 1 1/4 Long
4	1	160454	Upper Lift Arm Weldment
5	1	160471	Lower Lift Arm Weldment
6	1	160185	Lower Nozzle Mount Tube
7	1	160350	Boom Breakaway Weldment
8	1	160380	Right Fold Cylinder Mount Weldment
9	1	160382	Left Fold Cylinder Mount Weldment
10	1	160385	Fold Cylinder Mount Keeper
11	1	160386	Breakaway Spring Bracket Weldment
12	1	160389	Level Cylinder Pivot Bracket Weldment
13	1	160475	Transom Weldment
14	1	160476	Nozzle Mount Tube Hanger
15	1	160477	Nozzle Mount Tube Clamp
16	1	900285	1/2 UNC x 2 1/4 Hex Bolt
17	1	470159	1/2 UNC x 2 1/2 Eye Bolt
18	1	471005	1/4-28 x 1/2 Grease Zerk
19	2	900006	1/4 UNC x 3 3/4 Hex Bolt
20	4	900138	3/8 UNC x 1 1/2 Hex Bolt
21	6	900340	5/8 UNC x 3 1/2 Hex Bolt
22	6	900341	5/8 UNC x 3 3/4 Hex Bolt
23	4	910008	1/2 UNC Hex Nut
24	4	914000	1/4 UNC Stover Nut
25	4	914004	3/8 UNC Stover Nut
26	2	914008	1/2 UNC Stover Nut
27	2	914010	5/8 UNC Stover Nut
28	2	160487	5/8 SAE Flat Washer
29	1	160481	Right Lift Arm Mount Weldment
30	1	160483	Left Lift Arm Mount Weldment
31	14	160691	Lift Arm Bushing
32	14	160921	Lift Arm Bushing 5/8 Long
33	4	620056	Fold Cylinder With Fittings
34	4	620069	Level Cylinder With Fittings
35	4	620496	Lift Cylinder With Fittings
36	4	900353	5/8 UNC x 1 1/2 Hex Bolt
37	4	900342	5/8 UNC x 4 Hex Bolt
38	4	900343	5/8 UNC x 4 1/2 Hex Bolt
39	4	475003	3/8 x 1 Cotter Pin
40	4	900269	1/2 UNC x 2 3/4 Hex Bolt

LIFT CYLINDER ASSEMBLY  
 Cylinder Assembly - 620499  
 Cylinder Assembly With Fittings - 620496  
 Restrictor Elbow Assembly - 614365  
 Seal Kit - 620083

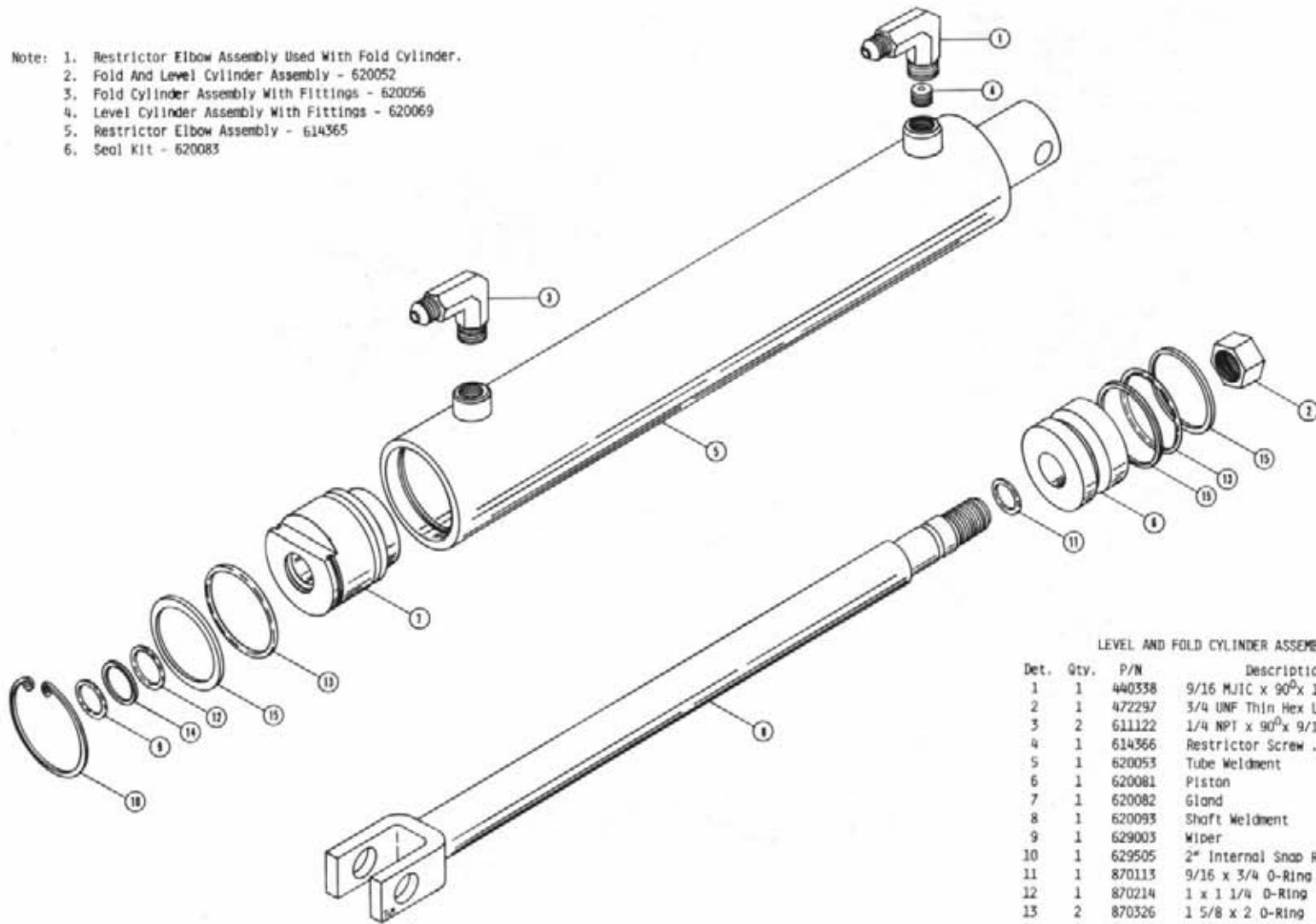


LIFT CYLINDER ASSEMBLY

Det.	Qty.	P/N	Description
1	1	440338	9/16 MJIC-90-1/4 NPT Tapped
2	1	472297	3/4 UNF Thin Hex Lock Nut
3	1	611122	1/4 NPT-90-9/16-18 Male Elbow
4	1	614366	Restrictor Screw .042 Dia.
5	1	620081	Piston
6	2	870326	1 5/8 X 2 O-Ring
7	3	890326	1 5/8 X 2 Backup Washer
8	1	620082	Gland
9	1	629003	1 x 1 1/4 x 1/8 Wiper
10	1	629505	2" Internal Snap Ring
11	1	870214	1 X 1 1/4 O-Ring
12	1	890214	1 X 1 1/4 Backup Washer
13	1	620498	Tube Weldment
14	1	620505	Shaft Weldment
15	1	870113	9/16 X 3/4 O-Ring

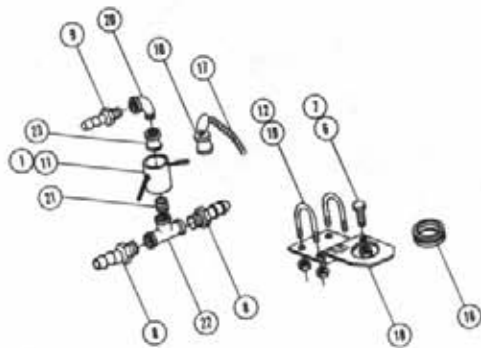
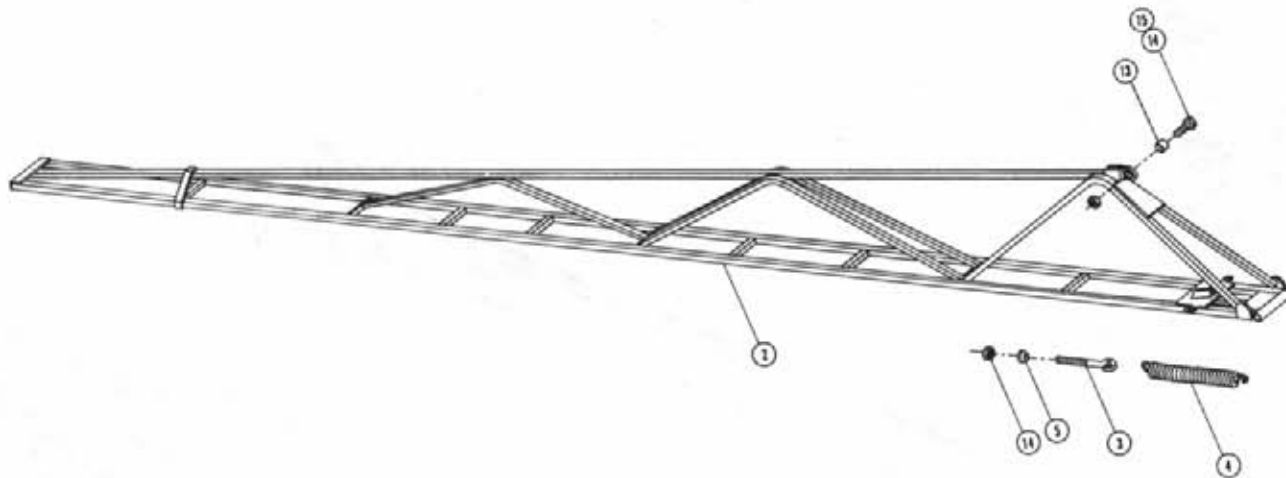


- Note:
1. Restrictor Elbow Assembly Used With Fold Cylinder.
  2. Fold And Level Cylinder Assembly - 620052
  3. Fold Cylinder Assembly With Fittings - 620056
  4. Level Cylinder Assembly With Fittings - 620069
  5. Restrictor Elbow Assembly - 614365
  6. Seal Kit - 620083



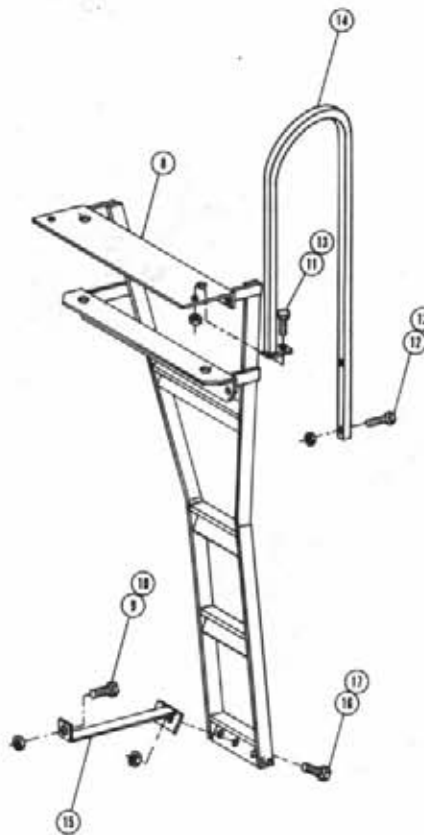
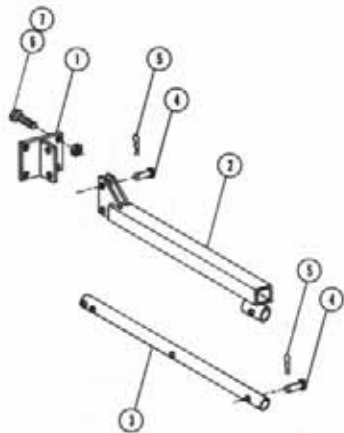
LEVEL AND FOLD CYLINDER ASSEMBLY

Det.	Qty.	P/N	Description
1	1	440338	9/16 M/JC x 90° x 1/4 NPT Tapped
2	1	472297	3/4 UNF Thin Hex Lock Nut
3	2	611122	1/4 NPT x 90° x 9/16 M/JC
4	1	614366	Restrictor Screw .042 Dia.
5	1	620053	Tube Weldment
6	1	620081	Piston
7	1	620082	Gland
8	1	620093	Shaft Weldment
9	1	629003	Wiper
10	1	629505	2" Internal Snap Ring
11	1	870113	9/16 x 3/4 O-Ring
12	1	870214	1 x 1 1/4 O-Ring
13	2	870326	1 5/8 x 2 O-Ring
14	1	890214	1 x 1 1/4 Back-Up Washer
15	3	890326	1 5/8 x 2 Back-Up Washer



BOOM ASSEMBLY

Det. Qty.	P/N	Description
1	690327	Gasket
1	160362	Outer Boom Weldment
2	160979	1/2 UNC x 9 Eye Bolt
3	160980	Boom Break-Away Spring
4	160981	Boom Bolt Swivel
5	914000	1/4 UNC Lock Nut
6	900002	1/4 UNC x 3/4 Hex Bolt
7	714350	3/4 NPT x 1/2 Hose Barb
8	713220	3/4 NPT x 3/4 Hose Barb
9	696204	Quick Connect Plug
10	696203	Quick Connect Female Coupler
11	914002	5/16 UNC Lock Nut
12	160455	.625 O.D. x 18 Ga. x .94 Bushing
13	914008	1/2 UNC Lock Nut
14	900267	1/2 UNC x 2 Hex Bolt
15	160015	Grogmet
16	160986	Chain
17	160987	Feeder Tee Mounting Bracket
18	470094	5/16 UNC "U" Bolt
19	504610	3/4 NPT Street Elbow
20	504702	3/4 NPT Close Nipple
21	504955	3/4 NPT Pipe Tee
22	696202	Quick Connect Female Adapter
23		



TREAD ADJUSTMENT & LADDER ASSEMBLY

DET. QTY PART NO. DESCRIPTION

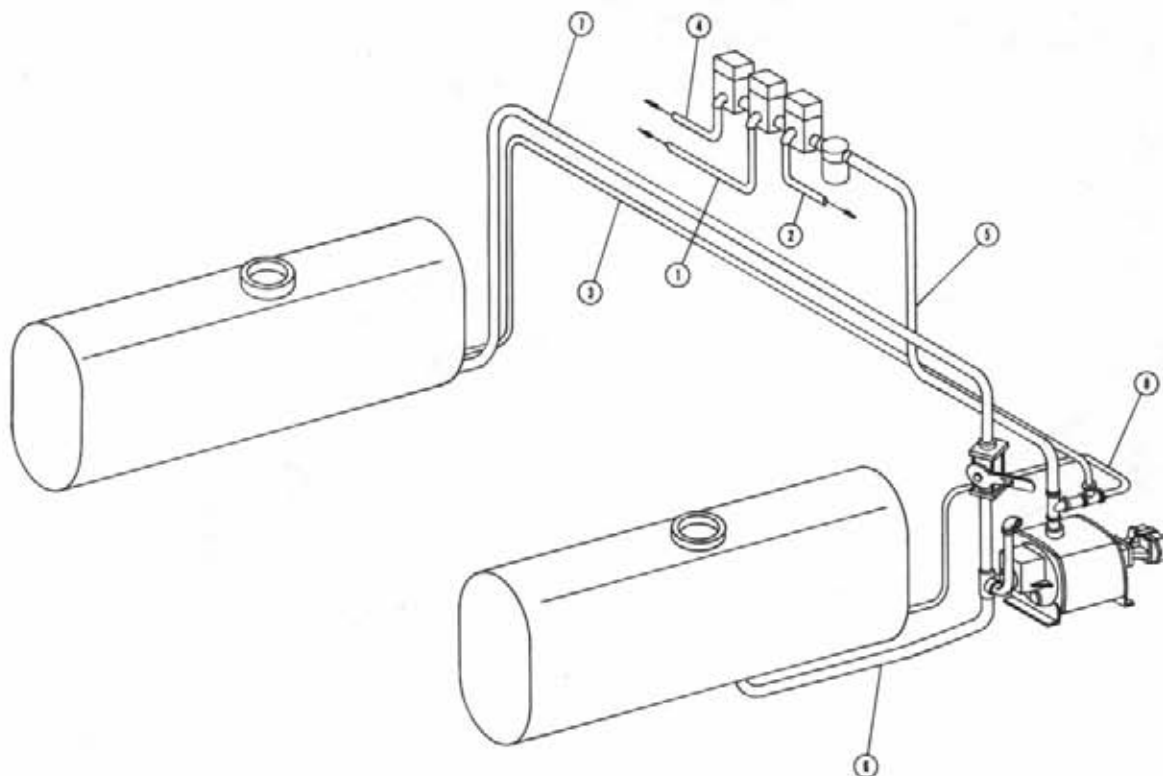
1	1	341102	TREAD ADJ BAR MT WLD UPPER
2	1	341142	TREAD ADJ TUBE WLD
3	1	341147	TREAD ADJ SLIDING TUBE
4	5	470119	PICKER PIN 1/20DIA X 2 1/4
5	5	470120	HAIR PIN 3/32 DIA WIRE
6	4	900333	5/8 UNC X 1 1/2 HEX BOLT
7	4	914010	5/8 UNC STOVER NUT
8	1	341602	LADDER WLD 8250 1987
9	1	900264	1/2 UNC X 1 1/4 HEX BOLT
10	1	914008	1/2 UNC STOVER NUT
11	1	900003	1/4 UNC X 1 HEX BOLT
12	2	900005	1/4 UNC X 1 1/2 HEX BOLT
13	3	914000	1/4 UNC STOVER NUT
14	1	341613	LADDER HANDRAIL WLD 8250 87
15	1	341610	LWR LADDER BRACE WLD 8250 87
16	2	900129	3/8 UNC X 1 HEX BOLT
17	2	914004	3/8 UNC STOVER NUT

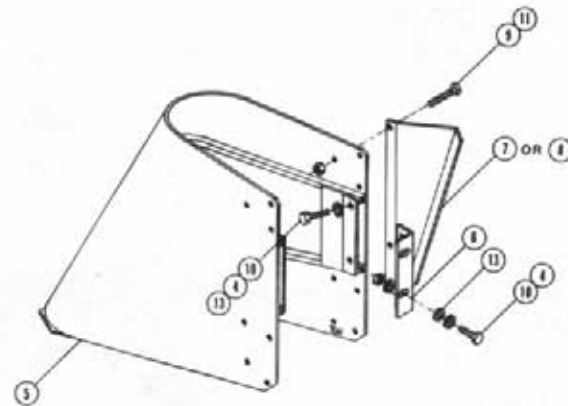
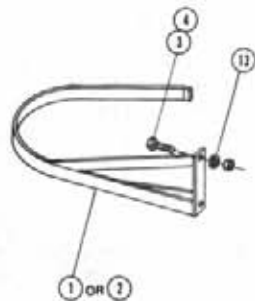
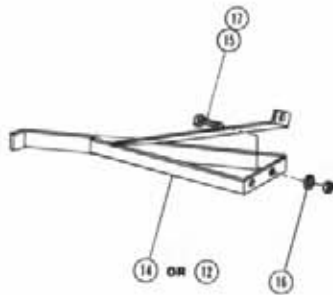
SOLUTION HOISING

DET. QTY PART NO. DESCRIPTION

1	1	601172	HOSE, 3/4 X 60 1BR BLACK EPDM
2	1	601177	HOSE, 3/4 X 242 1BR BLK EPDM
3	1	601260	HOSE, .50 1 BR EPDM X 180.00
4	1	601239	HOSE, 3/4 X 324 1BR EPDM
5	1	601294	HOSE, 1.25 2BR EPDM X 96.00
6	1	601261	HOSE, 1.25 2BR EPDM X 36.00
7	1	601262	HOSE, 1.25 2BR EPDM X 204.00
8	1	601259	HOSE, .50 1BR EPDM X 30.00

NOTE: ITEM 8 AND 9 ARE USED ONLY WITH  
POLYETHYLENE TANKS.

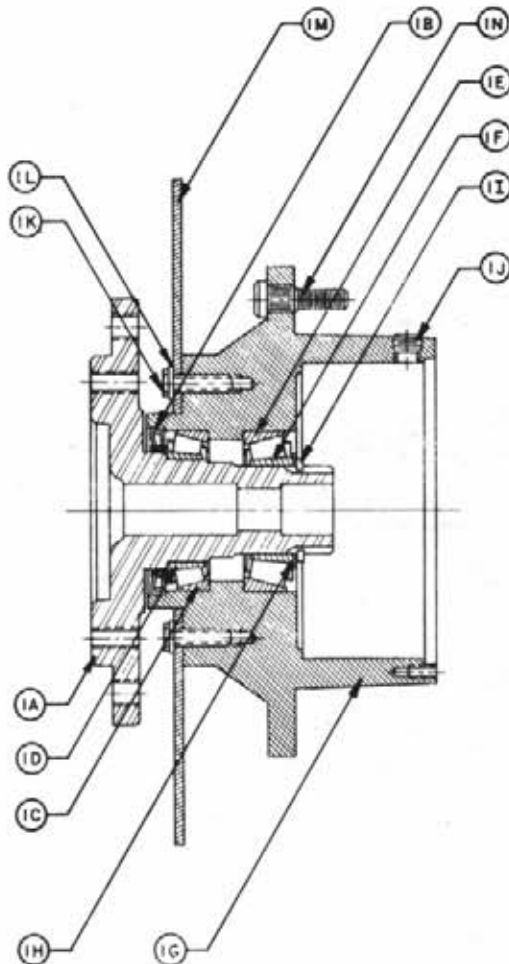




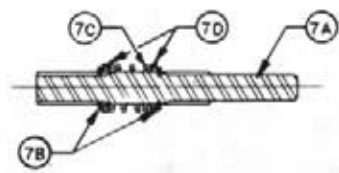
CROP GUIDES AND SHIELDS

DET. QTY PART NO. DESCRIPTION

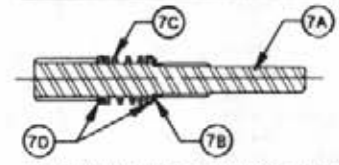
1	1	662150	RH STALK GUIDE WLD
2	1	662151	LH STALK GUIDE WLD
3	2	900264	1/2 UNC X 1 1/4 HEX BOLT
4	6	914008	1/2 UNC STOVER NUT
5	1	662122	CROPSHLD WLD
6	1	662145	CROPSHLD MTG ANGLE
7	1	662155	RH CROPSHILD SHIRT
8	1	662156	LH CROPSHILD SKIRT
9	3	900002	1/4 UNC X 3/4 HEX BOLT
10	4	900265	1/2 UNC X 1 1/2 HEX BOLT
11	3	914000	1/4 UNC STOVER NUT
12	1	662208	RH STALK GUIDE WLD
13	8	920004	1/2 FLAT WASHER SAE
14	1	662164	LH STALK GUIDE WLD
15	2	900129	3/8 UNC X 1 HEX BOLT
16	1	920002	WASH FLAT 3/8 SAE
17	2	914004	3/8 UNC STOVER NUT



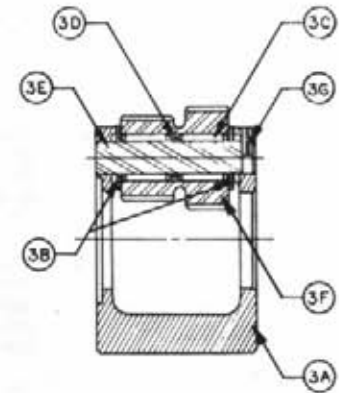
HUB-SPINDLE SUBASSEMBLY



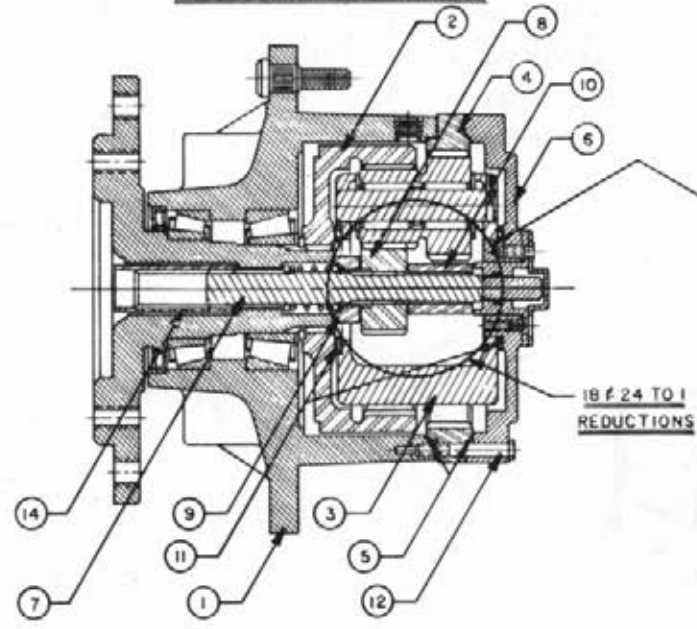
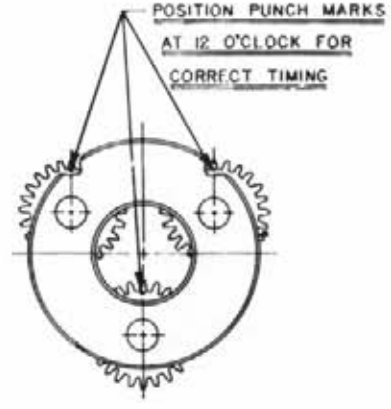
WIA INPUT SHAFT SUBASSEMBLY



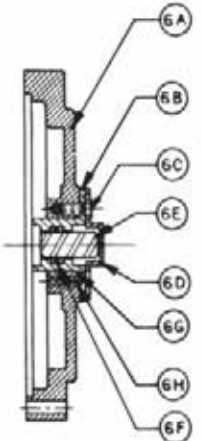
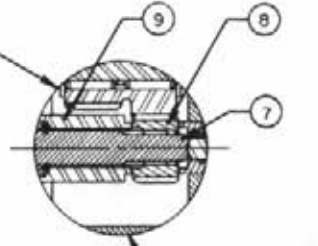
WIB INPUT SHAFT SUBASSEMBLY



CARRIER SUBASSEMBLY



COMPLETE ASSEMBLY



COVER SUBASSEMBLY



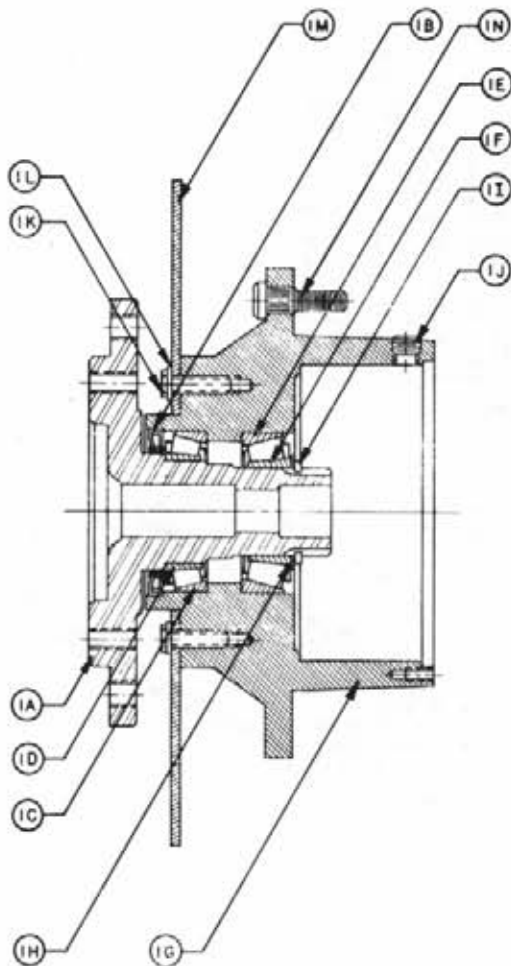
VIEW OF SHOULDER BOLT

THIS DRAWING AND DESIGN IS THE PROPERTY OF / AND ALL PROPRIETARY RIGHTS ARE RESERVED TO / FAIRFIELD MFG. CO., INC. THE RECIPIENT AGREES NOT TO DISCLOSE TO ANY PERSON OR ORGANIZATION ANY INFORMATION REGARDING THE DESIGN OR MANUFACTURE OF THE ARTICLE REPRESENTED HEREON, OR USE SAME IN ANY WAY DETERMINAL TO THE INTEREST OF FAIRFIELD MFG. CO., INC.

DRAFTSMAN <b>Beck</b>		DATE 10-8-73	FAIRFIELD MFG. CO., INC. LAFAYETTE, IND. 47505
CHECKER			
PROJECT ENG.			TITLE SERVICE LITERATURE
RELEASED			SCALE: DRAWING NO. WIA & WIB

WHEEL DRIVE ASSEMBLY - 610291  
 WIB140324

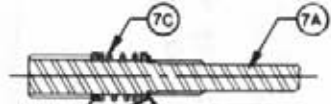
<u>ITEM</u>	<u>PART NO.</u>	<u>QTY.</u>	<u>DESCRIPTION</u>
1	610154	1	Hub-Spindle Sub-Assembly
1A	610038	1	Spindle
1B	610904	1	Seal
1C	610905	1	Bearing Cup
1D	610906	1	Bearing Cone
1E	610907	1	Bearing Cup
1F	610908	1	Bearing Cone
1G	610047	1	Hub
1H	610909	1	Spacer
1I	610910	1	Retainer Ring
1J	610147	1	Pipe Plug
1N	160911	2	Stud
2	610148	9	Internal Gear
3	610933	1	Carrier Assembly
4	610937	1	Ring Gear
5	610903	1	O-Ring
6	610155	2	Cover Assembly
6A	610149	1	Cover
6B	610914	1	Cover Cap
6C	610150	1	Bolt
6D	610901	4	Disconnect Cap
6E	610915	1	Disconnect Rod
6F	610916	1	O-Ring
6G	610917	1	O-Ring
6H	610151	1	O-Ring
6I	610152	1	Pipe Nipple
7	610048	1	ID Plate
7A	610046	1	Input Shaft Assembly
7B	610936	1	Input Shaft
7C	610145	1	Retaining Ring
7D	610153	1	Spring
8	610153	2	Spacer
9	610919	1	Input Gear
10	610920	1	Thrust Spacer
11	610921	1	Thrust Spacer
12	610922	1	Thrust Washer
13	610930	2	Bolt
14	610923	12	Shoulder Bolt
15	610037	4	Coupling
16	610049	1	Flat Washer



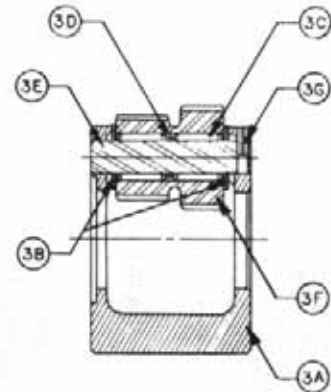
HUB-SPINDLE SUBASSEMBLY



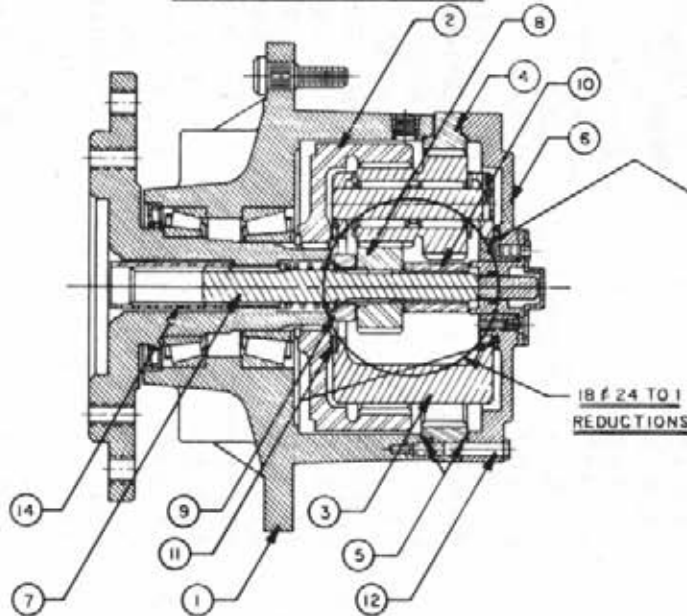
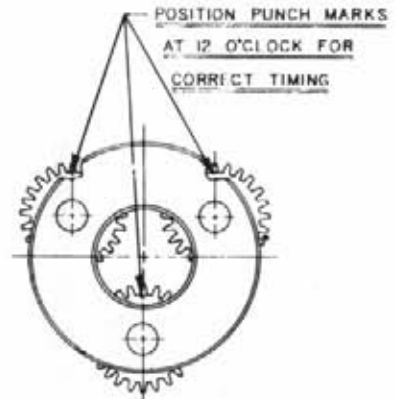
WIA INPUT SHAFT SUBASSEMBLY



WIB INPUT SHAFT SUBASSEMBLY



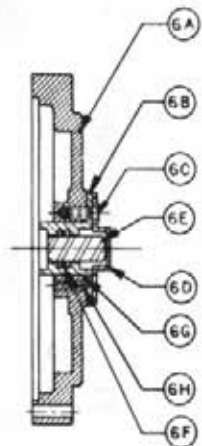
CARRIER SUBASSEMBLY



COMPLETE ASSEMBLY

18  $\pm$  24 TO 1  
REDUCTIONS

30  $\pm$  35  $\pm$  68 TO 1  
REDUCTIONS



COVER SUBASSEMBLY



VIEW OF SHOULDER BOLT

THIS DRAWING AND DESIGN IS THE PROPERTY OF / AND ALL PROPRIETARY RIGHTS ARE RESERVED TO / FAIRFIELD MFG. CO., INC. THE RECIPIENT AGREES NOT TO DISCLOSE TO ANY PERSON OR ORGANIZATION ANY INFORMATION REGARDING THE DESIGN OR MANUFACTURE OF THE ARTICLE REPRESENTED HEREON, OR USE SAME IN ANY WAY DETERMENTAL TO THE INTEREST OF FAIRFIELD MFG. CO., INC.

DRAFTSMAN <i>Beck</i>		DATE 10-8-73	FAIRFIELD MFG. Co., INC. LAFAYETTE, IND. 47505
CHECKER			
PROJECT ENG.			TITLE SERVICE LITERATURE
RELEASED			SCALE: DRAWING NO. WIA & WIB



WHEEL DRIVE ASSEMBLY - 437617  
W1A440118

<u>ITEM</u>	<u>PART NO.</u>	<u>QTY.</u>	<u>DESCRIPTION</u>
1	610156	1	Hub-Spindle Sub-Assembly
1A	610052	1	Spindle
1B	610904	1	Seal
1C	610905	1	Bearing Cup
1D	610906	1	Bearing Cone
1E	610907	1	Bearing Cup
1F	610908	1	Bearing Cone
1G	610047	1	Hub
1H	610909	1	Spacer
1I	610910	1	Retaining Ring
1J	610147	2	pipe Plug
1N	610911	9	Stud
2	610148	1	Internal Gear
3	610912	1	Carrier Assembly
4	610929	1	Ring Gear
5	610903	2	O-Ring
6	610155	1	Cover Assembly
6A	610149	1	Cover
6B	610914	1	Cover Cap
6C	610150	4	Bolt
6D	610901	1	Disconnect Cap
6E	610915	1	Disconnect Rod
6F	610916	1	O-Ring
6G	610917	1	O-Ring
6H	610151	1	Pipe Plug
6J	610152	1	ID Plate
7	610158	1	Input Shaft Assembly
7A	610159	1	Input Shaft
7B	610936	2	Retaining Ring
7C	610145	1	Spring
7D	610153	2	Spacer
8	610919	1	Input Gear
9	610920	1	Thrust Spacer
10	610921	1	Thrust Spacer
11	610922	2	Thrust Washer
12	610930	12	Bolt
13	610923	4	Shoulder Bolt
14	610931	1	Coupling
16	610049	16	Flat Washer
17	610160	1	Retaining Ring

# NOTICE

---

The following three pages contain decals for the 1987 8250.

These decals can be obtained from Hagie Mfg. Co. and should be used whenever your machine is repainted or when the decals become worn, weathered or faded.

Special attention should be paid to decals involving personal safety. They have been attached for your protection.

**KEEP THEM IN PLACE.**

Contact: Hagie Manufacturing Co.  
Box 273, Clarion, Iowa 50525

8250 DECALS

QTY.	P/N	DESCRIPTION	LOCATION
1	650814	Park Brake Decal	Near Parking Brake Lever
2	650847	No Passenger Decal	(1) - Left Rear Leg (1) - Left Inside Door Channel
1	650848	Slip Or Fall Decal	On Left Rear Leg
1	650849	Engine Fuel Decal	Near Fuel Filler Neck
2	650850	Chemical Decal	On Solution Tank Lids
2	650851	Shields Decal	On Side Of Top Engine Cover
1	650852	Read Manual Decal	On Front Cab Mounting Angle To Right Of Steering
1	650853	Steering Console Decal	On Steering Column Cover
2	650777	250 Gal. Sight Decal	(1) - On Each Sight Gauge Mount
1	650858	Do Not Use Ether Decal	Near Air Cleaner Tube
1	650861	Vent Slide Decal	On Air Conditioner Console
2	650865	Hagie Decal	On Sides Of Top Engine Cover
2	650305	8250 Decal	On Sides Of Top Engine Cover
1	650868	Boom Fold Decal	On Console Sheet Metal
1	650869	Boom Level & Lift Decal	On Console Sheet Metal
1	650881	Choke Decal	On Console Sheet Metal
1	650882	Wiper Decal	On Console Sheet Metal
1	650935	Speedometer	On Speedometer Gauge
1	650939	Speed & Tach Decal	On Console Sheet Metal
1	650953	Gasoline Decal	Near Fuel Filler Neck
1	650954	Diesel Decal	Near Fuel Filler Neck
1	650957	Oil Decal	On Console Sheet Metal
1	650958	Gen Decal	On Console Sheet Metal
1	650967	Throttle Decal	On Console Sheet Metal
1	650968	Hydrostatic Decal	On Console Sheet Metal
1	650969	Spray Pressure Decal	On Console Sheet Metal
1	650970	Agitator Decal	On Console Sheet Metal
1	650973	Boom Spray Decal	On Console Sheet Metal
1	650981	Cooling System Decal	Near Radiator Cap
1	650982	Electrical Decal	Left Hand Side Of Oil Tank
4	650985	Wheel Bolt Torque Decal	On Each Wheel Rim
1	650893	Diesel Start Decal	Cab Mounting Angle
1	650856	RH 200 Gal. Sight Decal	On Right Front Leg
1	650875	LH 200 Gal. Sight Decal	On Left Front Leg

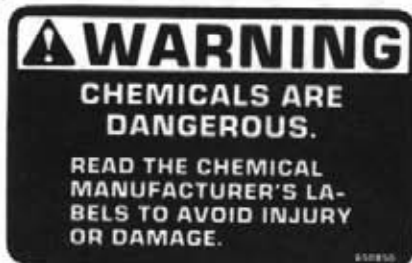

# 8250

650857 - Left 200 Gallon  
Sight Gauge Decal

650305 - 8250 Decal

650856 - Right 200 Gallon  
Sight Gauge Decal

- 60 -



650850 - Chemicals Decal



650848 - Slip Or Fall Decal



650853 - Steering Console Decal



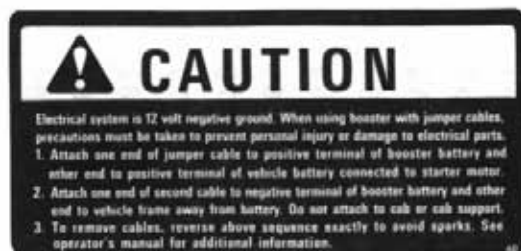
650814 - Park Brake Decal



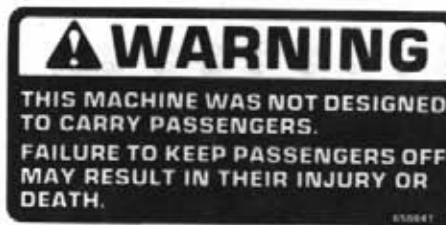
650981 - Cooling System Decal




650851 - Shields Decal



650982 - Electrical System Decal



650847 - No Passenger Decal



140  
130  
120  
110  
100  
90  
80  
70  
60  
50  
40

140  
130  
120  
100  
100  
90  
80  
70  
50  
50  
40

**CAUTION**

READ OPERATOR'S MANUAL. BE ALERT. LEARN TO OPERATE THIS MACHINE SAFELY. OBSERVE ALL SAFETY PRACTICES. MACHINES CAN BE HAZARDOUS IN THE HANDS OF AN UNFAMILIAR, UNTRAINED, OR COMPETENT OPERATOR. SHUT OFF ENGINE BEFORE SERVICING. WHEN MECHANISM BECOMES CLOGGED, SHUT OFF ENGINE BEFORE CLEANING. DON'T RISK INJURY OR DEATH.

650852 - Read Manual Decal

**GASOLINE**

650953 - Gasoline Decal

**DIESEL STARTING INSTRUCTIONS**

TURN SWITCH TO POSITION R(RUN).  
RELEASE STOP CONTROL.  
OPEN THROTTLE FULLY.

WARM WEATHER OR ENGINE WARM  
TURN SWITCH TO HS (HEAT & START).

COLD WEATHER  
TURN SWITCH TO H(HEAT) FOR 15-20 SECONDS. TURN SWITCH TO HS.  
IF ENGINE DOESN'T START IN 20 SEC. RETURN TO H FOR 10 SEC. REPEAT HS. ENGINE OIL MUST CONFORM TO MIL-L-2104B 10W30 SEE MANUAL.

650893 - Diesel Start Decal

**CAUTION**

DO NOT USE ETHER AS A STARTING FLUID WITH THIS ENGINE. IT IS EQUIPPED WITH A GLOW PLUG IGNITER. USE OF ETHER MAY RESULT IN INJURY OR DEATH. SEE OPERATOR'S MANUAL FOR STARTING INSTRUCTIONS.

650858 - Do Not Use Ether Decal

**DIESEL**

650954 - Diesel Decal

**L. LEVEL - LIFT - R. LEVEL**

650869 - Boom Level And Lift Decal

LEFT	CENTER	RIGHT
SPRAY	BOOM	CONTROL
	MAIN	-ON -OFF

650973 - Boom Spray Decal

**TO OPEN OUTSIDE AIR VENT  
PUSH VENT KNOB IN.  
TO CLOSE OUTSIDE VENT  
PULL KNOB OUT.**

650861 - Vent Slide Decal

HIGH — SPRAY PRESSURE — OFF

650969 - Spray Pressure Decal

FAST — AGITATOR — STOP

650970 - Agitator Decal

OIL WIPER GEN.

650957 - Oil Decal 650882 - Wiper Decal 650958 - Gen Decal

Keep wheel bolts tight.  
See owner's manual for torque specifications.

650985 - Wheel Bolt Torque Decal

**L FOLD R**

650868 - Boom Fold Decal

CHOKE

650881 - Choke Decal

M.P.H.  
OFF  
R.P.M.

650939 - Speed And Tach Decal

FAST  
THROTTLE  
SLOW

650967 - Throttle Decal

FORWARD  
NEUTRAL  
REVERSE

650968 - Hydrostatic Decal

**CAUTION**

**ENGINE FUEL CAN BE DANGEROUS**

- TURN OFF ENGINE BEFORE REFUELING.
- DO NOT SMOKE WHILE REFUELING.
- CLEAN OFF ANY SPILLED FUEL AFTER REFUELING.

**CARELESSNESS WITH FUEL CAN KILL**

650849 - Engine Fuel Decal

HAGIE

MPH

650935 - Speedometer Decal

650777

250

225

200

175

150

650777 - 250 Gallon Sight Gauge Decal

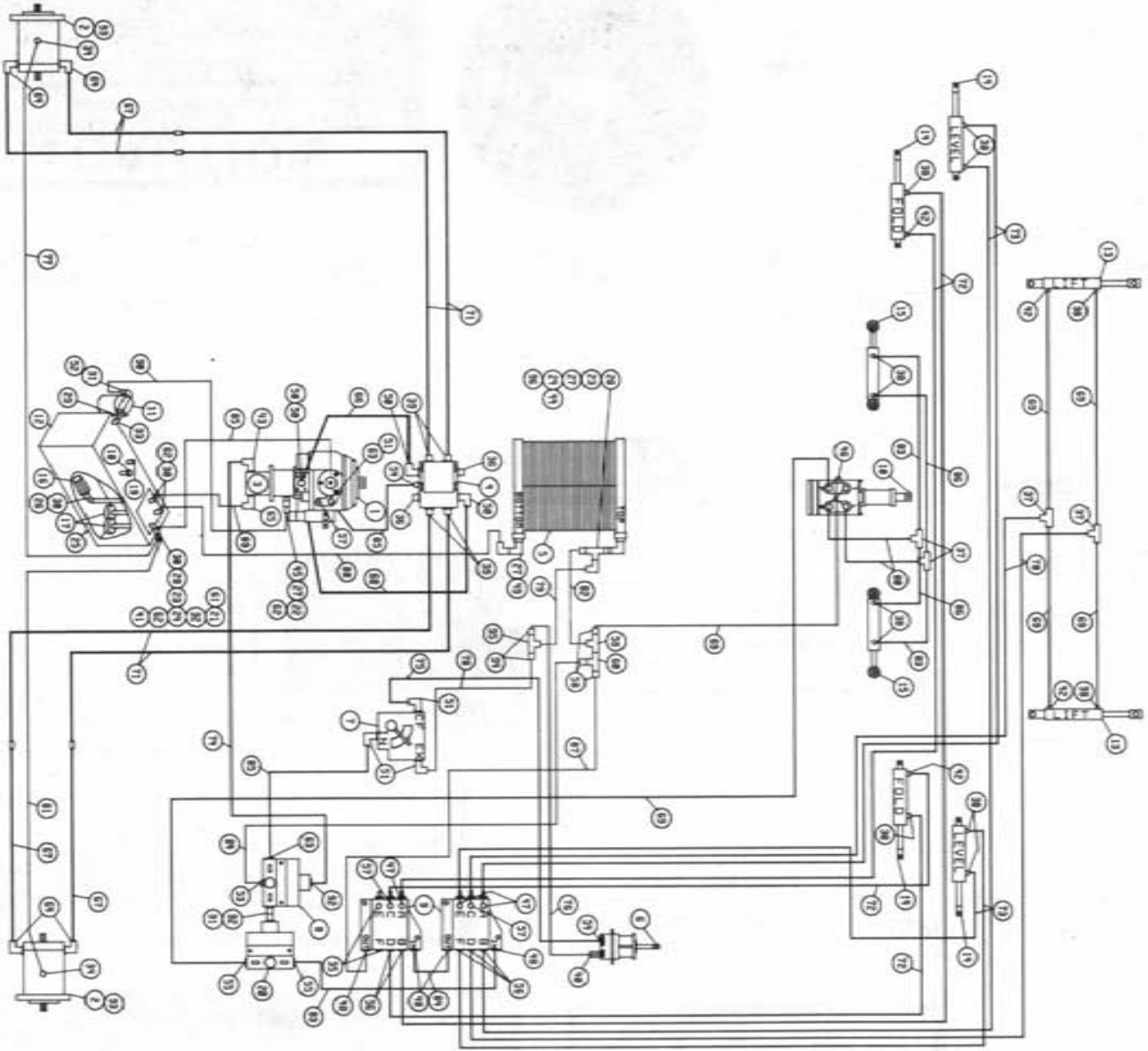
125

100

75

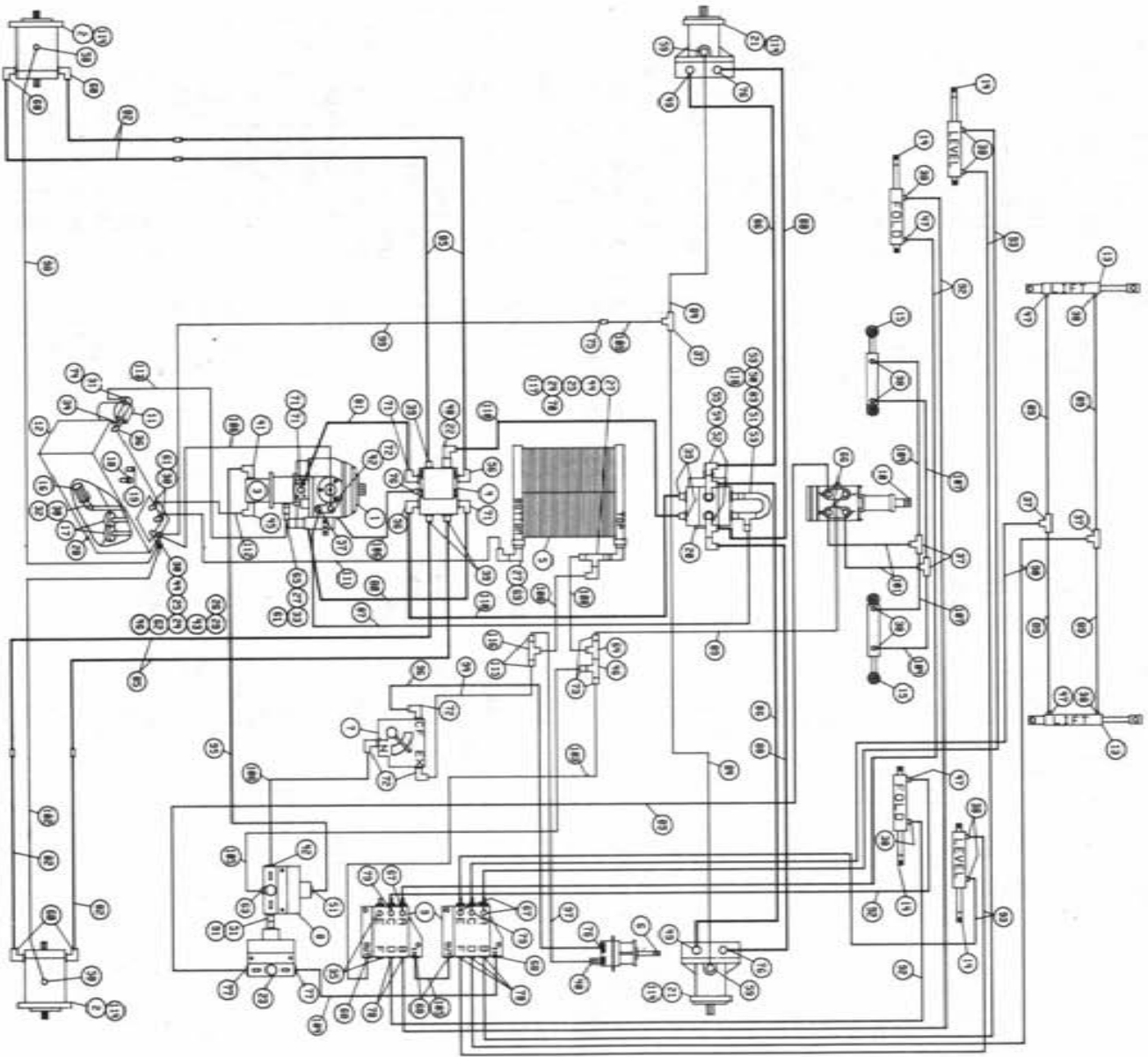
50

25



8250 TWD POLY TANK HYD SCHEMATIC 1987  
 REFERENCE DRAWING NO. 498251

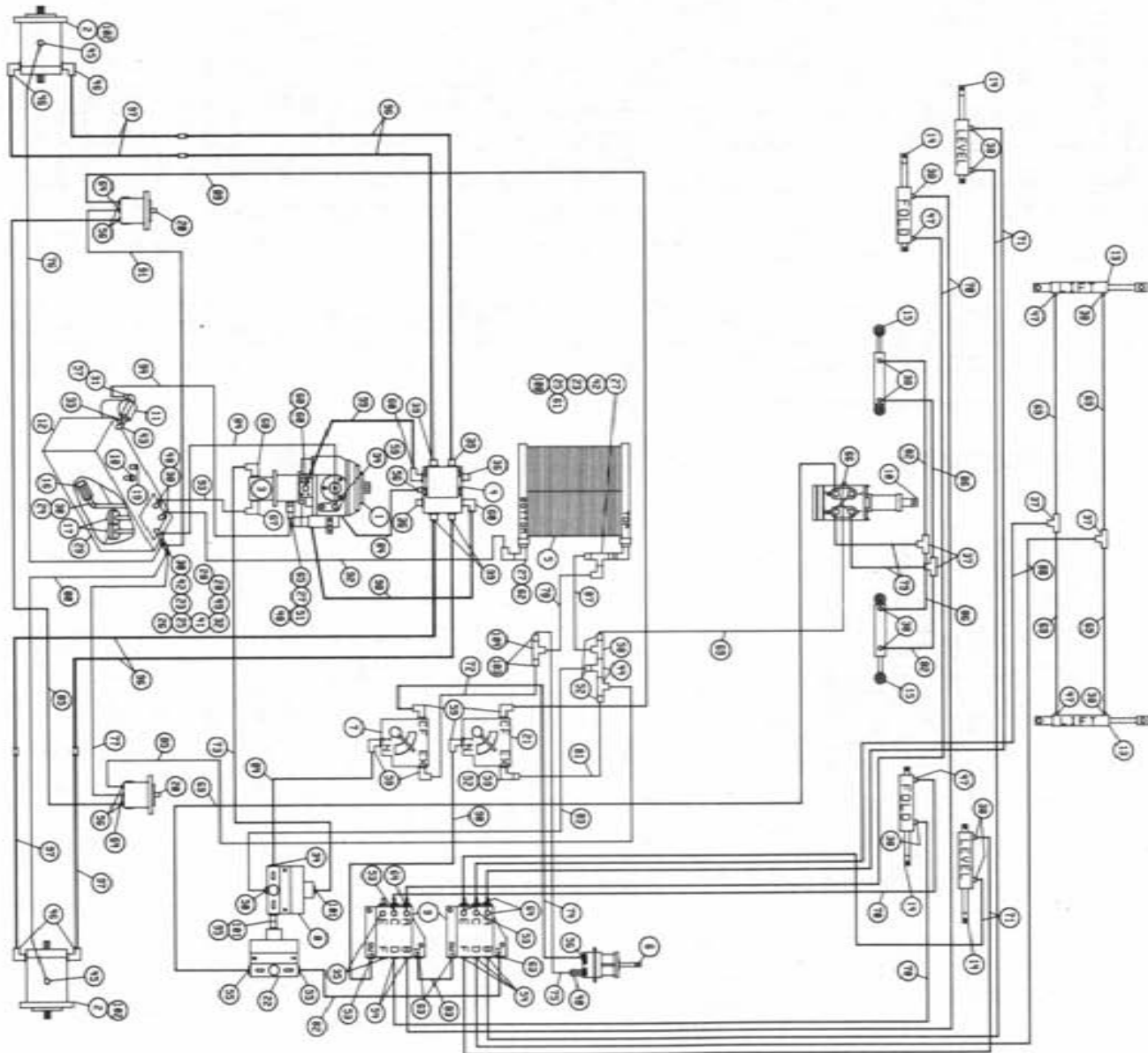
DET. QTY	PART NO.	DESCRIPTION	DET. QTY	PART NO.	DESCRIPTION
1	606866	SUND 23 SER PUMP A-MT 1.06CHG	49	618138	1IN HOSE BARB-90-1MNPT
2	610030	SUND WHL MTR EXTEN SHAFT 18	50	618178	1 5/16MJIC-90-1 5/16MOR LBO
3	610446	CESSNA PUMP 1.48CI SPLINED	51	618183	3/4MJIC-90-7/8MOR LBO
4	615003	LARGE HYDRAULIC MANIFOLD	52	715664	1 HOSE BARB-1 1/4MNPT
5	618088	OIL COOLER BLISSFIELD	53	618011	9/16MJIC-3/8MNPT ADPTR
6	690341	HYPRO CENTRIF PUMP 10GPM	54	618241	3/4MJIC-90-3/4MOR LBO
7	606818	FLO CONT FCR51 0-16GPM 7/8FOR	55	618310	9/16MJIC-7/8MOR ADPTR
8	607518	FLO DIV BGR56 6GPM PRI 7/8FOR	56	618425	9/16MJIC-45-9/16MOR LBO
9	606585	CESSNA 3SPL VALVE W/O RELIEF	57	618440	9/16MJIC-90-9/16MOR EX LG LBO
10	749150	STRG MTR NON-LOAD REACT 1008	58	618482	3/4FJIC-9/16MJIC ADPTR
11	605601	GRESEN FILTER 10 MICRON 40GPM	59	618311	3/4MJIC UNION TEE
12	760097	OIL TANK WLD 8240 1982	60	618451	3/4FJIC SW RUN TEE-3/4MJIC
13	620499	LIFT CYL 2.00 X 10.00	61	618520	1/4MNPT RUN TEE-9/16MJIC
14	620052	HYD CYL, 2IN FOLD & LEVEL	62	714560	1 HOSE BARB-1MNPT
15	620080	STRG CYL ASSY 1.50 X 6.0 1985	63	618327	3/4MJIC-7/8MOR ADPTR
16	605600	MICHIGAN RESERVOIR FILTER	64	618302	1 1/16MJIC-90-1 5/16MOR LBO
17	605603	LINE SUMP DIFFUSER	65	618563	1IN HOSE BARB-90-1 1/16MOR
18	611051	PRESSURE CAP 3/4NPT 5LB	66	615569	HYD TUBE SUND PUMP 8240 LH
19	614453	DIPSTICK, 8IN	67	615571	HYD TUBE ASSY 8240 REAR LEGS
20	607504	FLO DIV 850 2-8GPM 7/8 FOR	68	615568	HYD TUBE SUND PUMP 8240 RH
21	503000	RED BUSH 1/2 MNPT TO 1/4 FNPT	69	611204	04C1T-06FJX-06FJX-78
22	505110	BLK PIPE ST EL 45DEG INPT	70	611206	04C1T-6FJX-6FJX-66
23	504702	CLOSE NIPPLE 3/4NPT	71	611141	12TWM-12FJX-12MJ-53
24	504955	BLK PIPE TEE 3/4NPT	72	614098	04C1A-06FJX-06FJX-201
25	501102	1/4 PIPE PLUG	73	614154	04C1T-06FJX-06FJX-221
26	505203	BLK PIPE NIPPLE INPT-4 IN	74	610325	10C1T-10FJX-10FJX-105
27	505200	BLK PIPE ST EL 90DEG INPT	75	614547	08C1T-08FJX-08FJX90--144
28	505213	RED BUSH 1 TO 3/4 BLK MAL	76	614548	08C1T-08FJX-08FJX90-120
29	506602	PIPE NIPPLE 1 1/4NPT-2 1/2	77	614549	06C1T-06FJX-06FJX-140
30	505300	BLK PIPE EL 90DEG INPT	78	614382	08C1T-08FJX-08FJX-40
31	506410	BLK PIPE ST EL 90DEG 1 1/4NPT	79	615511	10C1T-10FJX-10FJX-60
32	504210	RED BUSH 3/4 MNPT TO 1/2 FNPT	80	615442	04C1T-06FJX-06FJX-55
33	506303	BLK PIPE EL 90DEG 1 1/4NPT	81	615449	06C1T-06FJX-06FJX-126
34	618496	9/16MJIC-45-3/4MOR LBO	82	614368	08C1T-08FJX-08FJX-60
35	610185	9/16MOR PLUG	83	616026	04C1A-06FJX-06FJX-60
36	610186	1 1/16MOR PLUG	84	616042	04C1A-06FJX-06FJX-37
37	610193	9/16MJIC BLKHD BRANCH TEE	85	615465	04C1A-06FJX-06FJX-13
38	611122	9/16MJIC-90-1/4MNPT LBO	86	616056	08C1T-08FJX-08FJX-33
39	611127	1 1/16MJIC-1 1/16MOR ADPTR	87	616028	04C1A-06FJX-06FJX-32
40	611145	3/4MJIC-90-1/2MNPT LBO	88	601255	04C1A-06FJX-06FJX-47
41	610300	3/4MJIC-3/4MNPT ADPTR	89	601256	HOSE, 1.00 2BR RED X 104 LG
42	614365	RESTRICTOR ELBOW ASSY .042DIA	90	601193	HOSE, 1.00 2 BR RED X 31 LG
43	611128	7/8MJIC-90-7/8MOR LBO	91	618594	HOSE, 1.00 2 BR RED X 42 LG
44	610305	3/4MJIC-90-3/4MNPT LBO	92	611126	7/8FJIC SWIV-78MOR ADPTR
45	618090	1 5/16MOR-1FNPT ADPTR	93	611159	7/8MJIC-7/8MOR ADPTR
46	618109	9/16MJIC-3/4MOR ADPTR	94	618523	3/4MOR PLUG
47	618119	9/16MJIC-90-9/16MOR LBO	95	618581	7/8FJIC-3/4MJIC ADPTR
48	618126	9/16MJIC-9/16MOR ADPTR	96	618059	7/8MJIC UNION TEE
					7/8MJIC-3/4MNPT ADPTR





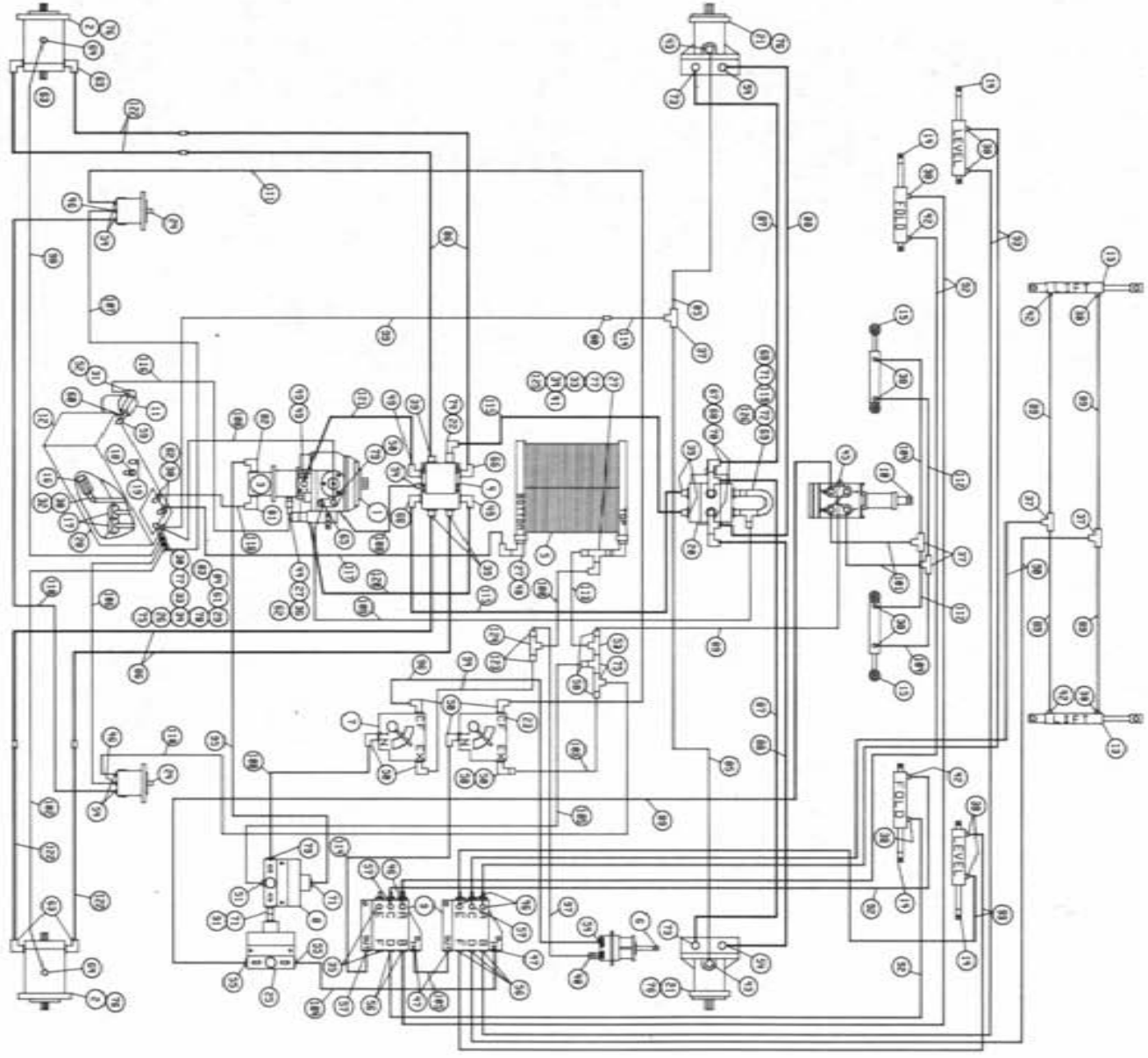
8250 FMD POLY TANK HYD SCHEMATIC 1987  
 REFERENCE DRAWING NO. 498252

DET. QTY	PART NO.	DESCRIPTION	DET. QTY	PART NO.	DESCRIPTION
1	606866	SUND 23 SER PUMP A-MT 1.06CHG	60	618302	1 1/16MJIC-90-1 5/16MOR LBO
2	610030	SUND WHL MTR EXTEN SHAFT 18	61	714560	1 HOSE BARB-1MNPT
1	610446	CESSNA PUMP 1.48CI SPLINED	3	618520	1/4MNPT RUN TEE-9/16MJIC
1	615003	LARGE HYDRAULIC MANIFOLD	1	618011	9/16MJIC-3/8MNPT ADPTR
1	618088	OIL COOLER BLISSFIELD	1	618311	3/4MJIC UNION TEE
1	690341	HYPRO CENTRIF PUMP 10GPM	1	618090	1 5/16MOR-1FNPT ADPTR
1	606818	FLO CONT FCR51 0-16GPM 7/8FOR	4	618109	9/16MJIC-3/4MOR ADPTR
1	607518	FLO DIV BGR56 6GPM PRI 7/8FOR	3	618119	9/16MJIC-90-9/16MOR LBO
2	606585	CESSNA 3SP L VALVE W/O RELIEF	4	618126	9/16MJIC-9/16MOR ADPTR
1	749150	STRG MTR NON-LOAD REACT 1008	1	618138	1IN HOSE BARB-90-1MNPT
1	605601	GRESEN FILTER 10 MICRON 40GPM	1	610305	3/4MJIC-90-3/4MNPT LBO
1	760097	OIL TANK WLD 8240 1982	4	618178	1 5/16MJIC-90-1 5/16MOR LBO
2	620499	LIFT CYL 2.00 X 10.00	4	618183	3/4MJIC-90-7/8MOR LBO
4	620052	HYD CYL, 2IN FOLD & LEVEL	3	618482	3/4FJIC-9/16MJIC ADPTR
2	620080	STRG CYL ASSY 1.50 X 6.0 1985	1	715664	1 HOSE BARB-1 1/4MNPT
1	605600	MICHIGAN RESERVOIR FILTER	1	618314	3/4MJIC UNION
2	605603	LINE SUMP DIFUSER	4	618241	3/4MJIC-90-3/4MOR LBO
1	611051	PRESSURE CAP 3/4NPT 5LB	2	618310	9/16MJIC-7/8MOR ADPTR
1	614453	DIPSTICK, 8IN	5	618425	9/16MJIC-45-9/16MOR LBO
1	606003	GRESEN SELECTOR VALVE DS-12	2	618440	9/16MJIC-90-9/16MOR EX LG LBO
2	610029	SUND WHL MTR 15 SERIES	1	615568	HYD TUBE SUND PUMP 8240 RH
1	610028	FLO CONTROL 16 GPM INLINE CES	1	615569	HYD TUBE SUND PUMP 8240 LH
1	607504	FLO DIV B50 2-8GPM 7/8 FOR	4	615571	HYD TUBE ASSY 8240 REAR LEGS
2	504955	BLK PIPE TEE 3/4NPT	1	614198	FMD VALVE U-TUBE ASSY
1	504702	CLOSE NIPPLE 3/4NPT	2	615450	06C1T-06FJX-06FJX45-112
1	610300	3/4MJIC-3/4MNPT ADPTR	4	611141	12TWM-12FJX-12MJ-53
3	505200	BLK PIPE ST EL 90DEG INPT	2	615426	08TWM-08FJX90-10FJX-114
1	501102	1/4 PIPE PLUG	1	614076	04C1T-06FJX-06FJX-119
1	503000	RED BUSH 1/2 MNPT TO 1/4 FNPT	2	615427	08TWM-08FJX-10FJX-107
4	505300	BLK PIPE EL 90DEG INPT	6	611204	04C1T-06FJX-06FJX-78
1	506410	BLK PIPE ST EL 90DEG 1 1/4NPT	2	611206	04C1T-6FJX-6FJX-66
1	505210	BLK PIPE NIPPLE INPT-4 IN	1	618594	7/8FJIC SWIV-78MOR ADPTR
1	505110	BLK PIPE ST EL 45DEG INPT	4	614098	04C1A-06FJX-06FJX-201
1	506602	PIPE NIPPLE 1 1/4NPT-2 1/2	4	614154	04C1T-06FJX-06FJX-221
2	610185	9/16MOR PLUG	1	614382	08C1T-08FJX-08FJX-40
1	506303	BLK PIPE EL 90DEG 1 1/4NPT	1	610325	10C1T-10FJX-10FJX-105
5	610193	9/16MJIC BLKHD BRANCH TEE	1	614547	08C1T-08FJX-08FJX90-144
12	611122	9/16MJIC-90-1/4MNPT LBO	1	614548	08C1T-08FJX-08FJX90-120
5	611127	1 1/16MJIC-1 1/16MOR ADPTR	1	614549	06C1T-06FJX-06FJX-140
1	611145	3/4MJIC-90-1/2MNPT LBO	1	614425	08C1T-08FJX-08FJX-132
1	611128	7/8MJIC-90-7/8MOR LBO	1	615511	10C1T-10FJX-10FJX-60
2	618327	3/4MJIC-7/8MOR ADPTR	2	615442	04C1T-06FJX-06FJX-55
1	504210	RED BUSH 3/4 MNPT TO 1/2 FNPT	1	615449	06C1T-06FJX-06FJX-126
2	505213	RED BUSH 1 TO 3/4 BLK MAL	1	616028	04C1A-06FJX-06FJX-47
1	618563	1IN HOSE BARB-90-1 1/16MOR	3	616026	04C1A-06FJX-06FJX-37
2	618451	3/4FJIC SW RUN TEE-3/4MJIC	2	616042	04C1A-06FJX-06FJX-13
4	614365	RESTRICTOR ELBOW ASSY .042DIA	3	615465	08C1T-08FJX-08FJX-33
1	618279	1 1/16MJIC-90-7/8MOR LBO	2	616056	04C1A-06FJX-06FJX-32
2	611125	3/4MJIC-3/4MOR ADPTR	1	614368	08C1T-08FJX-08FJX-60
1	618130	7/8MOR RUN TEE-7/8MJIC	1	615473	06C1T-06FJX-08FJX-18
3	611126	7/8MJIC-7/8MOR ADPTR	2	615589	08TWM-12FJX-12FJX-126
2	618535	7/8MJIC-90-1 1/16MOR LBO	1	601255	HOSE, 1.00 2BR RED X 104 LG
2	618132	1 1/16MOR-7/8FOR ADPTR	1	601256	HOSE, 1.00 2BR RED X 31 LG
2	618333	7/8FJIC SW RUN TEE-7/8MJIC	1	601193	3/4MOR PLUG
2	618301	7/8MJIC-90-7/8FJIC SWIV LBO	4	611159	7/8FJIC-3/4MJIC ADPTR
2	618248	1 1/16MJIC-90-1 1/16MOR LBO	2	618523	7/8MJIC UNION TEE
1	618114	9/16MJIC-90-7/16MOR LBO	1	618581	7/8MJIC-3/4MNPT ADPTR
2	618496	9/16MJIC-45-3/4MOR LBO	1	618059	7/8FJIC-9/16MJIC ADPTR
2	618115	9/16MJIC-90-3/4MOR LBO	1	618557	



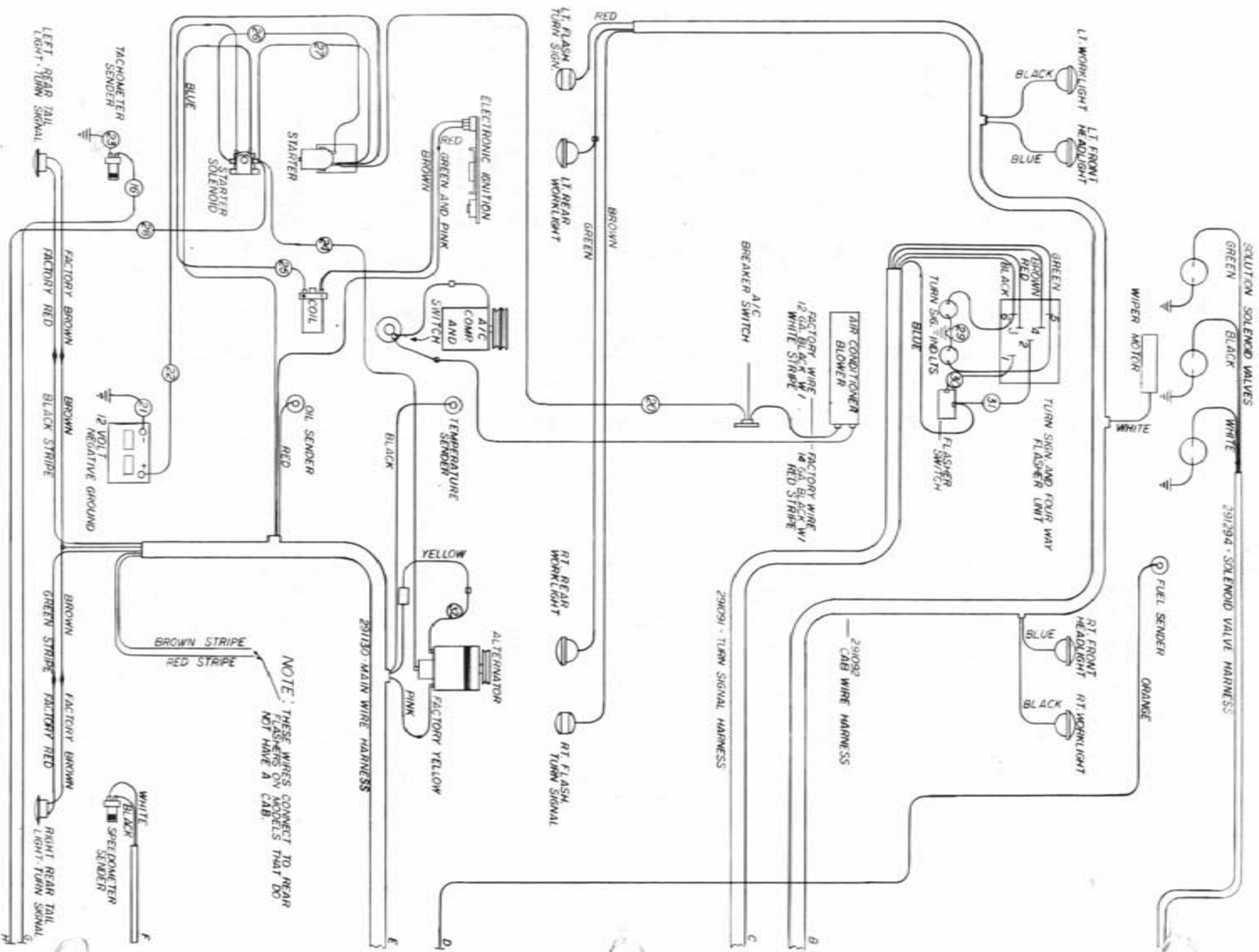
8250 TWD SS 250 GAL W/AGIT HYD SCHEM 87  
 REFERENCE DRAWING NO. 498254

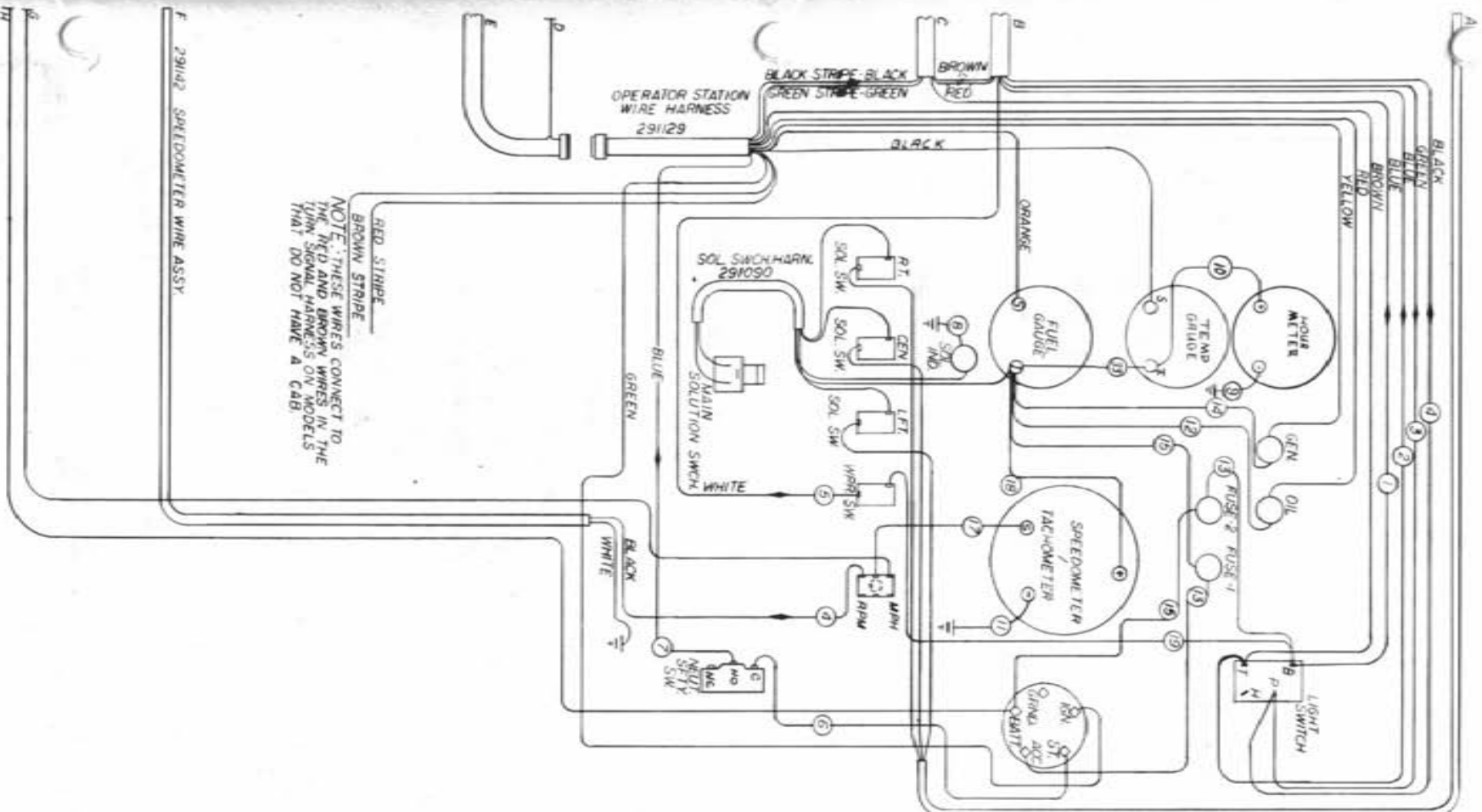
DET.	QTY	PART NO.	DESCRIPTION	DET.	QTY	PART NO.	DESCRIPTION
1	1	606866	SUND 23 SER PUMP A-MT 1.06CHG	53	3	618440	9/16MJIC-90-9/16MOR EX LG LBO
2	2	610030	SUND WHL MTR EXTEN SHAFT 18	54	5	618425	9/16MJIC-45-9/16MOR LBO
3	1	610446	CESSNA PUMP 1.48CI SPLINED	55	2	618310	9/16MJIC-7/8MOR ADPTR
4	1	615003	LARGE HYDRAULIC MANIFOLD	56	6	618241	3/4MJIC-90-3/4MOR LBO
5	1	618088	OIL COOLER BLISSFIELD	57	1	715664	1 HOSE BARB-1 1/4MNPT
6	1	690341	HYPRO CENTRIF PUMP 10GPM	58	1	618311	3/4MJIC UNION TEE
7	1	606818	FLO CONT FCR51 0-16GPM 7/8FOR	59	7	618183	3/4MJIC-90-7/8MOR LBO
8	1	607518	FLO DIV BGR56 6GPM PRI 7/8FOR	60	4	618178	1 5/16MJIC-90-1 5/16MOR LBO
9	2	606585	CESSNA 3SPL VALVE W/O RELIEF	61	1	610305	3/4MJIC-90-3/4MNPT LBO
10	1	749150	STRG MTR NON-LOAD REACT 1008	62	1	618138	1IN HOSE BARB-90-1MNPT
11	1	605601	GRESEN FILTER 10 MICRON 40GPM	63	3	618126	9/16MJIC-9/16MOR ADPTR
12	1	760097	OIL TANK WLD 8240 1982	64	5	618119	9/16MJIC-90-9/16MOR LBO
13	2	620499	LIFT CYL 2.00 X 10.00	65	1	618090	1 5/16MOR-1FNPT ADPTR
14	4	620052	HYD CYL, 2IN FOLD & LEVEL	66	4	618109	9/16MJIC-3/4MOR ADPTR
15	2	620080	STRG CYL ASSY 1.50 X 6.0 1985	67	1	618563	1IN HOSE BARB-90-1 1/16MOR
16	1	605600	MICHIGAN RESERVOIR FILTER	68	1	611128	7/8MJIC-90-7/8MOR LBO
17	2	605603	LINE SUMP DIFFUSER	69	6	611204	04CIT-06FJX-06FJX-78
18	1	611051	PRESSURE CAP 3/4NPT 5LB	70	4	614109	04C1A-06FJX-06FJX-201
19	1	614453	DIPSTICK, 8IN	71	4	614154	04C1T-06FJX-06FJX-221
20	2	610044	BARNES MTR BIR0T 3/4SHAFT	72	1	614382	08C1T-08FJX-08FJX-40
21	1	606827	FLO CONT FCS1 0-3 VARI 7/8FOR	73	1	610325	10C1T-10FJX-10FJX-105
22	1	607504	FLO DIV 850 2-8GPM 7/8 FOR	74	1	614547	08C1T-08FJX-08FJX90-144
23	2	504702	CLOSE NIPPLE 3/4NPT	75	1	614548	08C1T-08FJX-08FJX90-120
24	1	505203	BLK PIPE NIPPLE INPT-4 IN	76	1	614549	06C1T-06FJX-06FJX-140
25	2	504955	BLK PIPE TEE 3/4NPT	77	1	615474	04C1T-06FJX-06FJX45-90
26	1	610300	3/4MJIC-3/4MNPT ADPTR	78	1	615511	10C1T-10FJX-10FJX-60
27	3	505200	BLK PIPE ST EL 90DEG INPT	79	2	615442	04C1T-06FJX-06FJX-55
28	2	618486	9/16FJIC SW RUN TEE-9/16MJIC	80	1	615449	06C1T-06FJX-06FJX-126
29	1	501102	1/4 PIPE PLUG	81	1	616028	04C1A-06FJX-06FJX-47
30	4	505300	BLK PIPE EL 90DEG INPT	82	3	616026	04C1A-06FJX-06FJX-37
31	1	506410	BLK PIPE ST EL 90DEG 1 1/4NPT	83	2	616042	04C1A-06FJX-06FJX-13
32	1	503000	RED BUSH 1/2 MNPT TO 1/4 FNPT	84	3	615465	08C1T-08FJX-08FJX-33
33	1	506602	PIPE NIPPLE 1 1/4NPT-2 1/2	85	2	615455	06C1T-08FJX-08FJX-185
34	2	618327	3/4MJIC-7/8MOR ADPTR	86	2	616056	04C1A-06FJX-06FJX-32
35	2	610185	9/16MOR PLUG	87	1	614368	08C1T-08FJX-08FJX-60
36	2	610186	1 1/16MOR PLUG	88	2	611206	04C1T-6FJX-6FJX-66
37	4	610193	9/16MJIC BLKHD BRANCH TEE	89	1	615462	08C1T-08FJX-08FJX90-180
38	12	611122	9/16MJIC-90-1/4MNPT LBO	90	1	615473	06C1T-06FJX-08FJX-18
39	4	611127	1 1/16MJIC-1 1/16MOR ADPTR	91	1	614152	04C1A-06FJX-06FJX-114
40	1	611145	3/4MJIC-90-1/2MNPT LBO	92	1	601255	HOSE, 1.00 2BR RED X 104 LG
41	1	504210	RED BUSH 3/4 MNPT TO 1/2 FNPT	93	1	601256	HOSE, 1.00 2BR RED X 31 LG
42	2	505213	RED BUSH 1 TO 3/4 BLK MAL	94	1	601193	HOSE, 1.00 2 BR RED X 42 LG
43	1	506303	BLK PIPE EL 90DEG 1 1/4NPT	95	1	618594	7/8FJIC SWIV-78MOR ADPTR
44	2	618451	3/4FJIC SW RUN TEE-3/4MJIC	96	4	611141	12TWM-12FJX-12MJ-53
45	2	618496	9/16MJIC-45-3/4MOR LBO	97	4	615571	HYD TUBE ASSY 8240 REAR LEGS
46	4	618302	1 1/16MJIC-90-1 5/16MOR LBO	98	1	615568	HYD TUBE SUND PUMP 8240 RH
47	4	614365	RESTRICTOR ELBOW ASSY .042DIA	99	1	615569	HYD TUBE SUND PUMP 8240 LH
48	3	714560	1 HOSE BARB-1MNPT	100	1	618059	7/8MJIC-3/4MNPT ADPTR
49	1	618520	1/4MNPT RUN TEE-9/16MJIC	101	2	611126	7/8MJIC-7/8MOR ADPTR
50	1	618011	9/16MJIC-3/8MNPT ADPTR	102	2	611159	3/4MOR PLUG
51	1	505110	BLK PIPE ST EL 45DEG INPT	103	2	618523	7/8FJIC-3/4MJIC ADPTR
52	4	618482	3/4FJIC-9/16MJIC ADPTR	104	1	618581	7/8MJIC UNION TEE



8250 FWD SS 250 GAL W/AGIT HYD SCHEM 87  
REFERENCE DRAWING NO. 498256

DET.	QTY	PART NO.	DESCRIPTION	DET.	QTY	PART NO.	DESCRIPTION
1	1	606866	SUND 23 SER PUMP A-MT 1.06CHG	64	2	618496	9/16MJIC-45-3/4MOR LBO
2	2	610030	SUND WHL MTR EXTEN SHAFT 18	65	1	618114	9/16MJIC-90-7/16MOR LBO
3	1	610446	CESSNA PUMP 1.48CI SPLINED	66	2	618248	1/16MJIC-90-1 1/16MOR LBO
4	1	615003	LARGE HYDRAULIC MANIFOLD	67	2	618301	7/8MJIC-90-7/8FJIC SWIV LBO
5	1	618088	OIL COOLER BLISSFIELD	68	2	618333	7/8FJIC SW RUN TEE-7/8MJIC
6	1	690341	HYPRO CENTRIF PUMP 106PM	69	2	618132	1/16MOR-7/8FOR ADPTR
7	1	606818	FLO CONT FCR51 0-16 VARI 7/80	70	2	618535	7/8MJIC-90-1 1/16MOR LBO
8	1	607518	FLO DIV BGR56 66PM PRI 7/8FOR	71	3	611126	7/8MJIC-7/8MOR ADPTR
9	2	606585	CES 3SPL VALVE 1978	72	1	618130	7/8MOR RUN TEE-7/8MJIC
10	1	749150	STRG MTR NON-LOAD REACT 1008	73	2	611125	3/4MJIC-3/4MOR ADPTR
11	1	605601	GRESENFILT 10MICRON 40GPM	74	1	618279	1/16MJIC-90-7/8MOR LBO
12	1	760097	OIL TANK MLD 8240 1982	75	3	618451	3/4FJIC SW RUN TEE-3/4MJIC
13	2	620499	LIFT CYL 647 470 1978	76	4	611159	3/4MOR PLUG
14	4	620052	HYD CYL, 2IN FOLD & LEVEL	77	2	505213	RED BUSH 1 TO 3/4 BLK MAL
15	2	620080	STRG CYL ASSY 1.50 X 6.0 1985	78	1	504210	RED BUSH 3/4 MNPT TO 1/2 FNPT
16	1	605600	MICHIGAN RESERVOIR FLT	79	2	618327	3/4MJIC-7/8MOR ADPTR
17	2	605603	LINE SUMP DIFFUSER	80	1	618314	3/4MJIC UNION
18	1	611051	PRESSURE CAP 3/4NPT 5LB	81	1	618563	1IN HOSE BARB-90-1 1/16MOR
19	1	614453	DIPSTICK, 8IN	82	1	611128	7/8MJIC-90-7/8MOR LBO
20	1	606003	GRESEN SELECTOR VALVE DS-12	83	1	618514	9/16FJ SW BRANCH TEE-9/16MJ
21	2	610029	SUND WHL MTR 15 SERIES	84	1	618486	9/16FJIC SW RUN TEE-9/16MJIC
22	1	610028	FLOW CONTROL 16 GPM 640FMD SU	85	2	615450	06C1T-06FJX-06FJX45-112
23	1	606827	FLO CONT FCS1 0-3 VARI 7/8FOR	86	4	611141	12TMM-12FJX-12MJ-53
24	2	610044	BARNES MTR BIR0T 3/4SHAFT	87	2	615426	08TMM-08FJX90-10FJX-114
25	1	607504	FLO DIV 850 2-86PM 7/8 FOR	88	2	615427	08TMM-08FJX-10FJX-107
26	1	610300	3/4MJIC-3/4MNPT ADPTR	89	6	611204	04C1T-06FJX-06FJX-78
27	3	505200	BLK PIPE ST EL 90DEG INPT	90	2	611206	04C1T-6FJX-6FJX-66
28	1	501102	1/4 PIPE PLUG	91	1	618594	7/8FJIC SWIV-78MOR ADPTR
29	1	503300	RED BUSH 1/2 MNPT TO 1/4 FNPT	92	4	614098	04C1A-06FJX-06FJX-201
30	4	505300	BLK PIPE EL 90DEG INPT	93	4	614154	04C1T-06FJX-06FJX-221
31	1	506410	BLK PIPE ST EL 90DEG 1 1/4NPT	94	1	614382	08C1T-08FJX-08FJX-40
32	1	505203	BLK PIPE NIPPLE INPT-4 IN	95	1	610325	10C1T-10FJX-10FJX-105
33	2	504702	CLOSE NIPPLE 3/4NPT	96	1	614547	08C1T-08FJX-08FJX90-144
34	2	504955	BLK PIPE TEE 3/4NPT	97	1	614548	08C1T-08FJX-08FJX90-120
35	2	610185	9/16MOR PLUG	98	1	614549	06C1T-06FJX-06FJX-140
36	1	505110	BLK PIPE ST EL 45DEG INPT	99	1	614425	08C1T-08FJX-08FJX-132
37	5	610193	9/16MJIC BLKHD BRANCH TEE	100	1	615511	10C1T-10FJX-10FJX-60
38	12	611122	9/16MJIC-90-1/4MNPT LBO	101	2	615442	04C1T-06FJX-06FJX-55
39	5	611127	1 1/16MJIC-1 1/16MOR ADPTR	102	1	615449	06C1T-06FJX-06FJX-126
40	1	611145	3/4MJIC-90-1/2MNPT LBO	103	1	616028	04C1A-06FJX-06FJX-47
41	1	610305	3/4MJIC-90-3/4MNPT LBO	104	3	616026	04C1A-06FJX-06FJX-37
42	4	614365	RESTRICTOR EL ASSY,.04201A	105	2	616042	04C1A-06FJX-06FJX-13
43	2	618115	9/16MJIC-90-3/4MOR LBO	106	1	615474	04C1T-06FJX-06FJX45-90
44	1	618090	1 5/16MOR-1FNPT ADPTR	107	1	614152	04C1A-06FJX-06FJX-114
45	4	618109	9/16MJIC-3/4MOR ADPTR	108	3	615465	08C1T-08FJX-08FJX-33
46	5	618119	9/16MJIC-90-9/16MOR LBO	109	1	614076	04C1T-06FJX-06FJX-119
47	3	618126	9/16MJIC-9/16MOR ADPTR	110	2	615455	06C1T-08FJX-08FJX-185
48	1	618138	1IN HOSE BARB-90-1MNPT	111	1	615462	08C1T-08FJX-08FJX90-180
49	4	618178	1 5/16MJIC-90-1 5/16MOR LBO	112	2	616056	04C1A-06FJX-06FJX-32
50	7	618183	3/4MJIC-90-7/8MOR LBO	113	1	614368	08C1T-08FJX-08FJX-60
51	1	618011	9/16MJIC-3/8MNPT ADPTR	114	2	615473	06C1T-06FJX-08FJX-18
52	1	715664	1 HOSE BARB-1 1/4MNPT	115	2	615589	08TMM-12FJX-12FJX-126
53	1	618311	3/4MJIC UNION TEE	116	1	601193	HOSE, 1IN X 42 2BR RED
54	8	618241	3/4MJIC-90-3/4MOR LBO	117	1	601255	HOSE, 1.00 2BR RED X 104 LG
55	2	618310	9/16MJIC-7/8MOR ADPTR	118	1	601256	HOSE, 1.00 2BR RED X 31 LG
56	5	618425	9/16MJIC-45-9/16MOR LBO	119	1	614198	FMD VALVE U TUBE ASSY
57	3	618440	3/4MJIC-90-9/16MOR EX LG LBO	120	1	615568	HYD TUBE SUND PUMP 8240 RH
58	4	618482	3/4FJIC-9/16MJIC ADPTR	121	1	615569	HYD TUBE SUND PUMP 8240 LH
59	1	506303	BLK PIPE EL 90DEG 1 1/4NPT	122	4	615571	HYD TUBE ASSY 8240 REAR LEGS
60	1	506602	PIPE NIPPLE 1 1/4 NPT-2 1/2	123	2	618523	7/8FJIC-3/4MJIC ADPTR
61	1	618520	1/4MNPT RUN TEE-9/16MJIC	124	1	618581	7/8MJIC UNION TEE
62	3	714560	1 HOSE BARB-1MNPT	125	1	618059	7/8MJIC-3/4MNPT ADPTR
63	4	618302	1 1/16MJIC-90-1 5/16MOR LBO	126	1	618557	7/8FJIC-9/16MJIC ADPTR



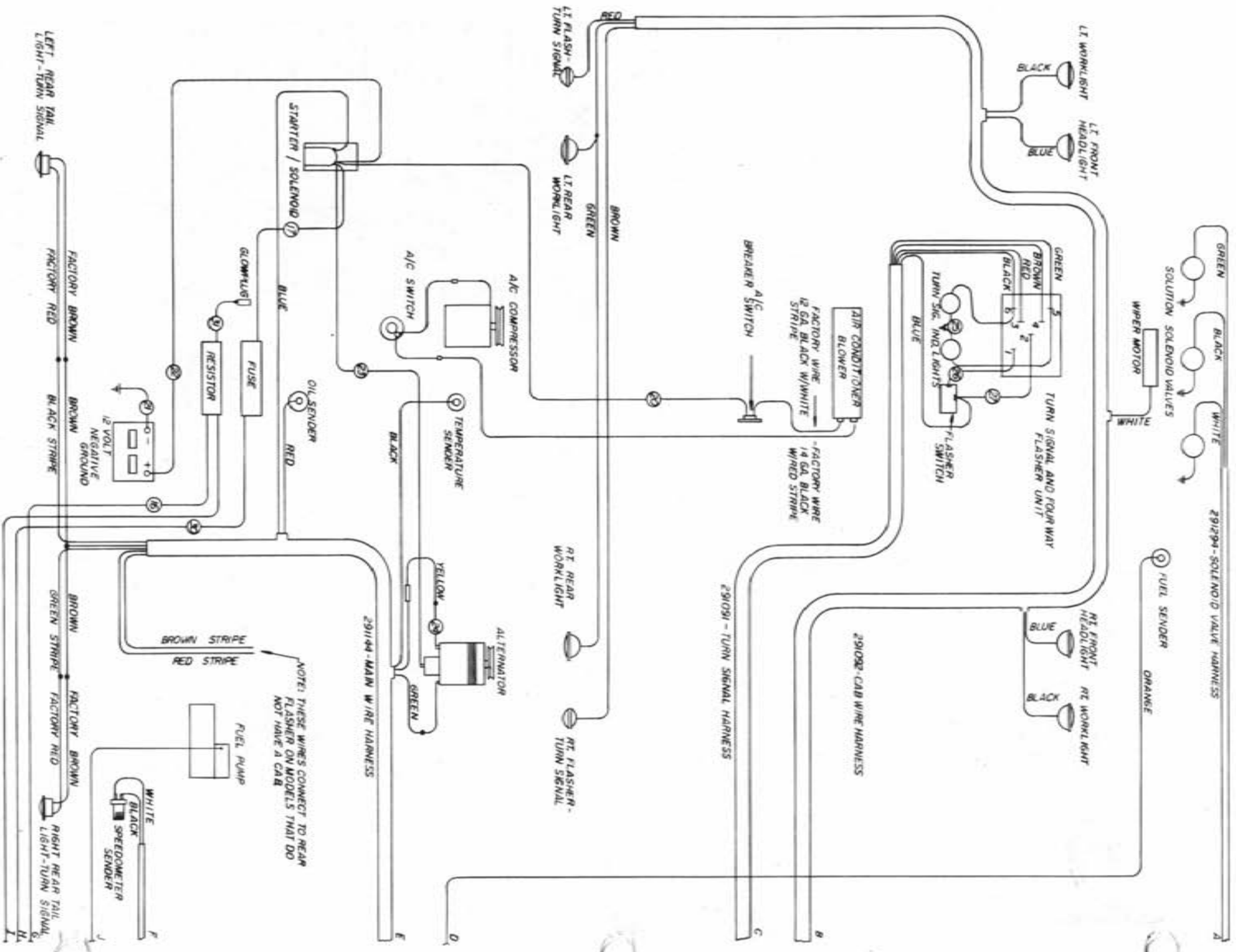


39/291435	1/6 GA. Yellow X 6"
32/291147	1/4 GA. Yellow X 8"
8/1291109	1/4 GA. RED X 5"
30/291108	1/4 GA. BLUE X 8"
29/291107	1/4 GA. BLUE X 3"
28/291434	1/4 GA. WHITE X 17"
27/291278	1/8 GA. RED X 12"
26/291276	1/8 GA. BLUE X 14"
25/291441	1/4 GA. RED X 18"
24/291453	1/8 GA. BLUE X 5.3"
23/291277	1/8 GA. BLUE X 14"
22/291128	4/8" BATTERY CABLE
21/290111	GROUND S RHP
20/291141	1/8 GA. WHITE X 13.5"
19/291422	1/8 GA. RED X 12"
18/291402	1/4 GA. RED X 6"
17/291476	1/8 GA. RED X 14"
16/291460	1/8 GA. BLUE X 15.9"
15/291445	1/4 GA. RED X 10"
14/291442	1/8 GA. RED X 9"
13/291441	1/4 GA. GREEN X 9"
12/291440	1/8 GA. RED X 6"
11/291421	1/8 GA. GREEN X 6"
10/291410	1/8 GA. WHITE X 6"
9/291139	1/8 GA. WHITE X 16"
8/291138	1/8 GA. WHITE X 10"
7/291137	1/4 GA. BLUE X 6"
6/291136	1/4 GA. OIL X 12"
5/291135	1/4 GA. WHITE X 5"
4/291134	1/4 GA. BLACK X 5"
3/291133	1/4 GA. BATTERY X 5"
2/291132	1/4 GA. BLUE X 5"
1/291131	1/4 GA. BLUE X 10"

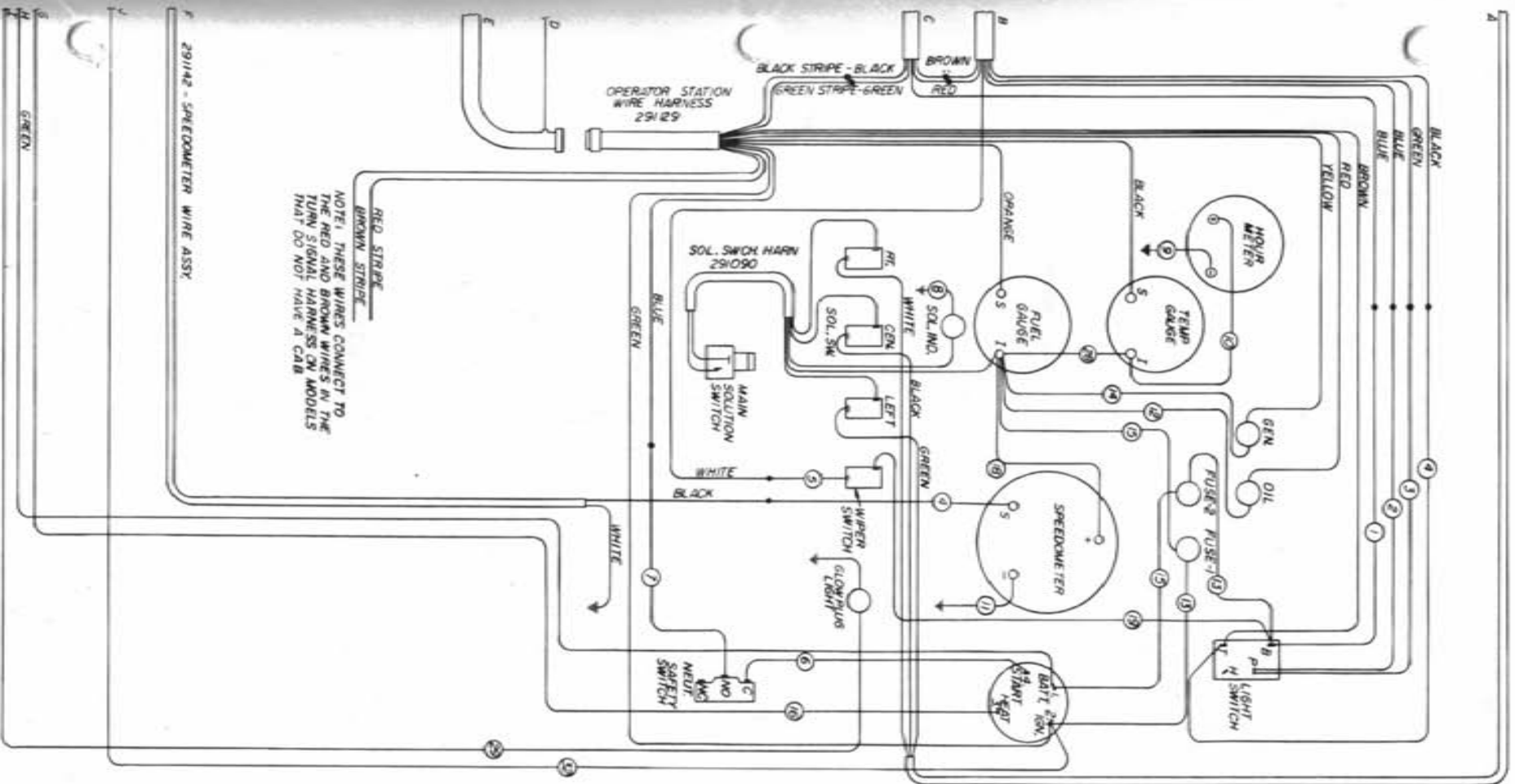
WIRING DIAGRAM - 8240 - GAS  
CHRYSLER 8250

498132

Review Date: \_\_\_\_\_





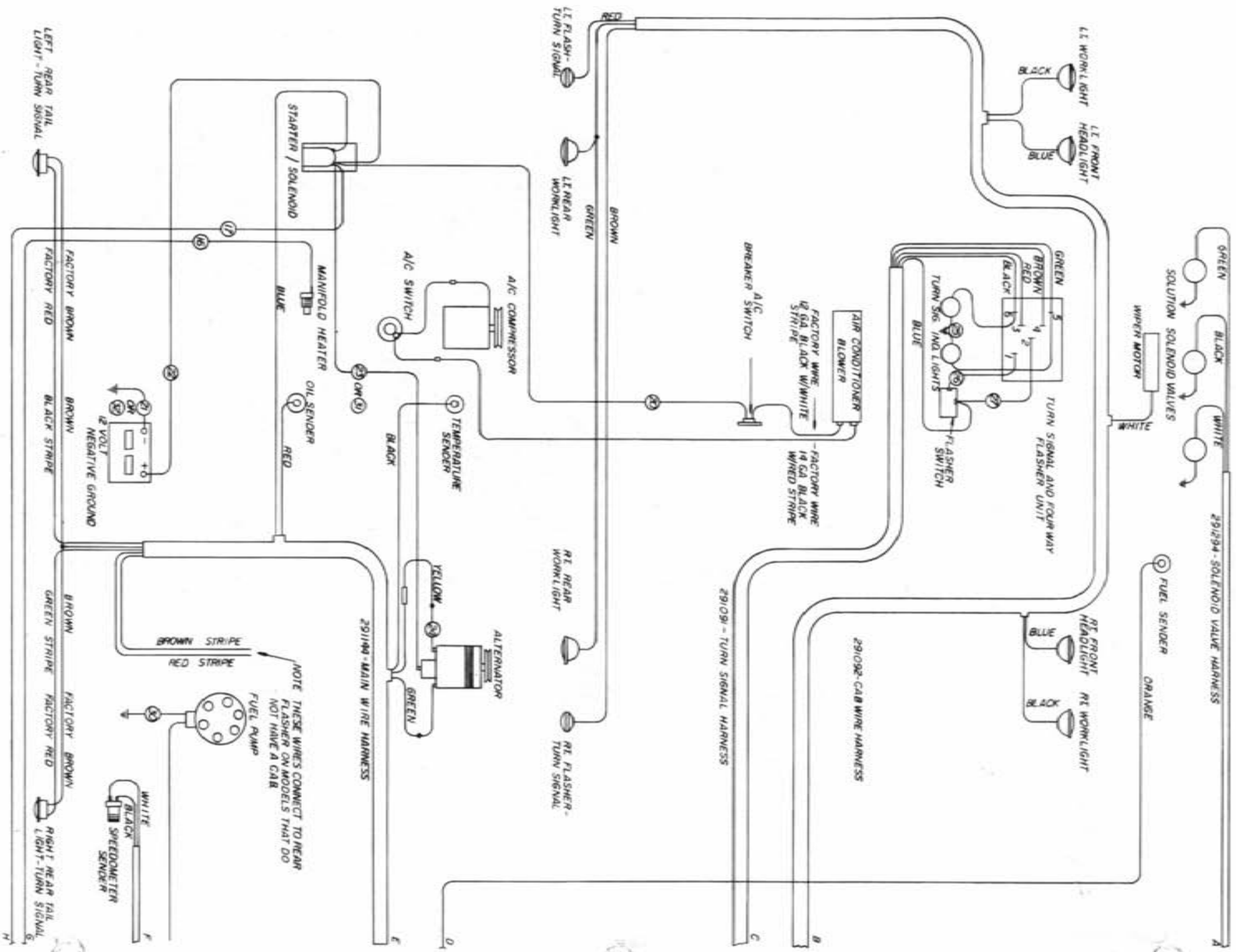


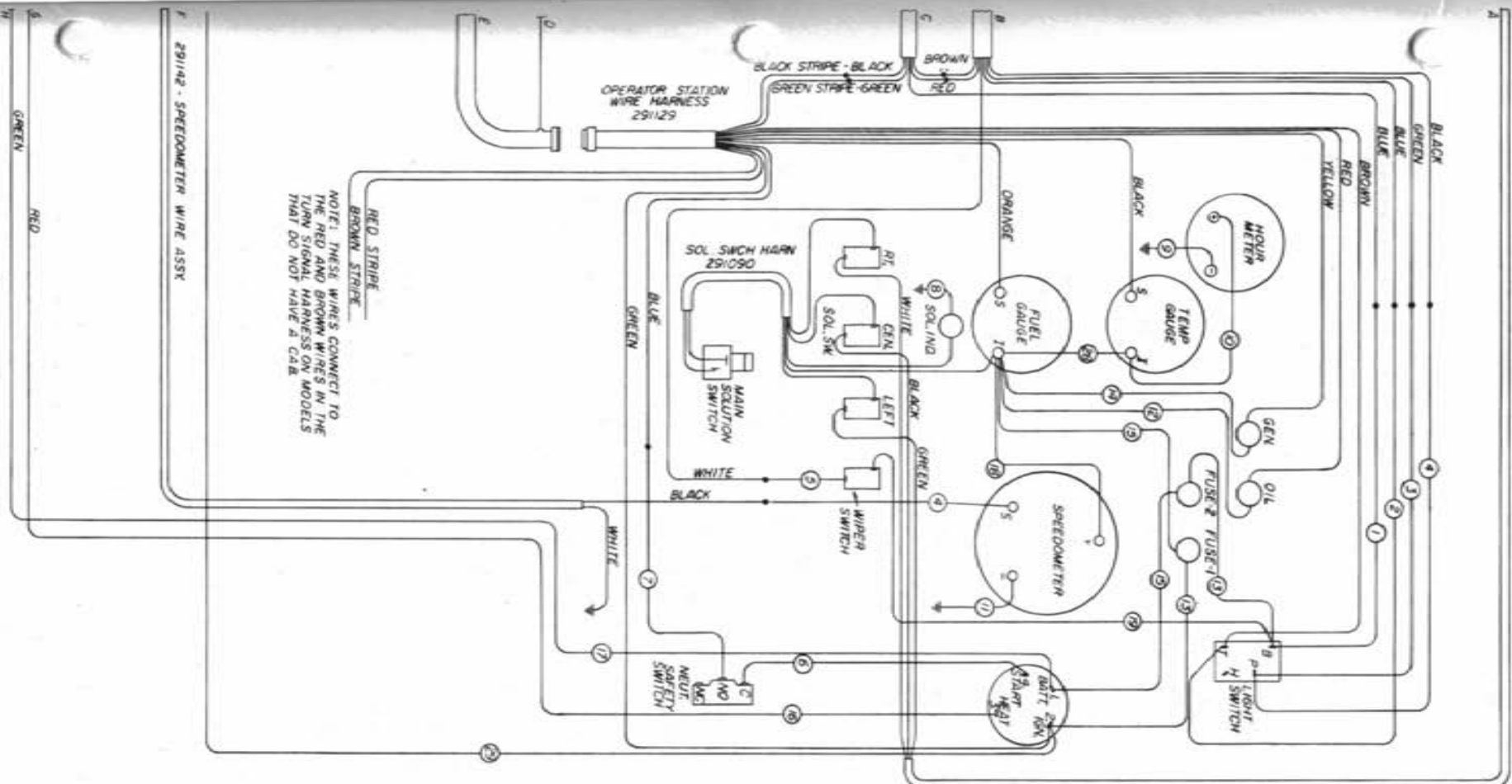
29142	29149	29142	29149	29142	29149	29142	29149	29142	29149
1	1	1	1	1	1	1	1	1	1
2	2	2	2	2	2	2	2	2	2
3	3	3	3	3	3	3	3	3	3
4	4	4	4	4	4	4	4	4	4
5	5	5	5	5	5	5	5	5	5
6	6	6	6	6	6	6	6	6	6
7	7	7	7	7	7	7	7	7	7
8	8	8	8	8	8	8	8	8	8
9	9	9	9	9	9	9	9	9	9
10	10	10	10	10	10	10	10	10	10
11	11	11	11	11	11	11	11	11	11
12	12	12	12	12	12	12	12	12	12
13	13	13	13	13	13	13	13	13	13
14	14	14	14	14	14	14	14	14	14
15	15	15	15	15	15	15	15	15	15
16	16	16	16	16	16	16	16	16	16
17	17	17	17	17	17	17	17	17	17
18	18	18	18	18	18	18	18	18	18
19	19	19	19	19	19	19	19	19	19
20	20	20	20	20	20	20	20	20	20
21	21	21	21	21	21	21	21	21	21
22	22	22	22	22	22	22	22	22	22
23	23	23	23	23	23	23	23	23	23
24	24	24	24	24	24	24	24	24	24
25	25	25	25	25	25	25	25	25	25
26	26	26	26	26	26	26	26	26	26
27	27	27	27	27	27	27	27	27	27
28	28	28	28	28	28	28	28	28	28
29	29	29	29	29	29	29	29	29	29
30	30	30	30	30	30	30	30	30	30
31	31	31	31	31	31	31	31	31	31
32	32	32	32	32	32	32	32	32	32
33	33	33	33	33	33	33	33	33	33
34	34	34	34	34	34	34	34	34	34
35	35	35	35	35	35	35	35	35	35
36	36	36	36	36	36	36	36	36	36
37	37	37	37	37	37	37	37	37	37
38	38	38	38	38	38	38	38	38	38
39	39	39	39	39	39	39	39	39	39
40	40	40	40	40	40	40	40	40	40
41	41	41	41	41	41	41	41	41	41
42	42	42	42	42	42	42	42	42	42
43	43	43	43	43	43	43	43	43	43
44	44	44	44	44	44	44	44	44	44
45	45	45	45	45	45	45	45	45	45
46	46	46	46	46	46	46	46	46	46
47	47	47	47	47	47	47	47	47	47
48	48	48	48	48	48	48	48	48	48
49	49	49	49	49	49	49	49	49	49
50	50	50	50	50	50	50	50	50	50
51	51	51	51	51	51	51	51	51	51
52	52	52	52	52	52	52	52	52	52
53	53	53	53	53	53	53	53	53	53
54	54	54	54	54	54	54	54	54	54
55	55	55	55	55	55	55	55	55	55
56	56	56	56	56	56	56	56	56	56
57	57	57	57	57	57	57	57	57	57
58	58	58	58	58	58	58	58	58	58
59	59	59	59	59	59	59	59	59	59
60	60	60	60	60	60	60	60	60	60
61	61	61	61	61	61	61	61	61	61
62	62	62	62	62	62	62	62	62	62
63	63	63	63	63	63	63	63	63	63
64	64	64	64	64	64	64	64	64	64
65	65	65	65	65	65	65	65	65	65
66	66	66	66	66	66	66	66	66	66
67	67	67	67	67	67	67	67	67	67
68	68	68	68	68	68	68	68	68	68
69	69	69	69	69	69	69	69	69	69
70	70	70	70	70	70	70	70	70	70
71	71	71	71	71	71	71	71	71	71
72	72	72	72	72	72	72	72	72	72
73	73	73	73	73	73	73	73	73	73
74	74	74	74	74	74	74	74	74	74
75	75	75	75	75	75	75	75	75	75
76	76	76	76	76	76	76	76	76	76
77	77	77	77	77	77	77	77	77	77
78	78	78	78	78	78	78	78	78	78
79	79	79	79	79	79	79	79	79	79
80	80	80	80	80	80	80	80	80	80
81	81	81	81	81	81	81	81	81	81
82	82	82	82	82	82	82	82	82	82
83	83	83	83	83	83	83	83	83	83
84	84	84	84	84	84	84	84	84	84
85	85	85	85	85	85	85	85	85	85
86	86	86	86	86	86	86	86	86	86
87	87	87	87	87	87	87	87	87	87
88	88	88	88	88	88	88	88	88	88
89	89	89	89	89	89	89	89	89	89
90	90	90	90	90	90	90	90	90	90
91	91	91	91	91	91	91	91	91	91
92	92	92	92	92	92	92	92	92	92
93	93	93	93	93	93	93	93	93	93
94	94	94	94	94	94	94	94	94	94
95	95	95	95	95	95	95	95	95	95
96	96	96	96	96	96	96	96	96	96
97	97	97	97	97	97	97	97	97	97
98	98	98	98	98	98	98	98	98	98
99	99	99	99	99	99	99	99	99	99
100	100	100	100	100	100	100	100	100	100

WRING DIAGRAM - 8250 - DIESEL - 1985  
ONAN

498211

Division Dept. LUBR.





251	291111	GROUND STRAP (R250)
311	291180	10 GA. RED * 15" (R250)
501	291220	12 GA. BLACK * 14"
291	291168	12 GA. RED * 24"
291	291435	16 GA. RED * 6"
271	291109	14 GA. RED * 5"
261	291108	14 GA. BLUE * 5"
292	291107	14 GA. BLUE * 5"
291	291147	14 GA. YELLOW * 8"
251	291029	10 GA. BLUE * 30" (R3701, R380)
221	290002	56' BATTERY CABLE (R3701, R380)
271	291128	48' BATTERY CABLE (R3701, R380)
201	291141	10 GA. WHITE * 135"
91	291422	16 GA. RED * 12"
181	291401	14 GA. RED * 6"
171	291146	10 GA. GREEN * 110"
61	291145	12 GA. RED * 30"
152	291443	14 GA. RED * 10"
141	291442	16 GA. RED * 9"
132	291441	14 GA. GREEN * 9"
121	291440	16 GA. RED * 6"
111	291421	16 GA. GREEN * 6"
101	291440	16 GA. WHITE * 6"
91	291139	16 GA. WHITE * 16"
81	291138	16 GA. WHITE * 10"
71	291137	14 GA. BLUE * 6"
61	291136	14 GA. BLUE * 12"
51	291135	14 GA. WHITE * 8"
42	291134	14 GA. BLACK * 5"
31	291133	14 GA. GREEN * 5"
21	291132	14 GA. BLUE * 5"
11	291131	14 GA. BLUE * 10"

WIRING DIAGRAM - 8370 - DIESEL - 1985  
PERKINS  
R250  
R250

498206

UIC, Nels, GFB  
Revision Date 3.8.87

INDEX

-A-

ADAPTOR, DRIVE DISK.....7  
 FAN.....8  
 AGITATOR, IMPELLER.....40  
 JET.....42,43  
 MOTOR MOUNT.....40  
 SHAFT.....40  
 AIR CLEANER.....17  
 BAND.....17  
 CLAMP.....17  
 FILTER.....17  
 HOSE.....17  
 AIR CONDITIONER, COMPRESSOR.....10,11  
 CONDENSOR.....10,11  
 DRYER.....10,11  
 EVAPORATOR.....28  
 AIR INTAKE.....9  
 AIR STACK CAP.....17  
 ALTERNATOR.....5,6,8  
 MOUNT.....8  
 ARM, STEERING.....18,19  
 ARM, WIPER.....26

-B-

BALL VALVE.....41,43  
 BAND, AIR CLEANER.....17  
 TANK.....43  
 BATTERY.....14  
 BOX.....14  
 CABLE.....14  
 BEARING CONE.....18,19  
 LINER.....18,19  
 BELT.....5,6,8,10,11  
 BLADE WIPER.....26  
 BRACKET, AIR CONDITIONER.....10,11  
 THROTTLE CABLE.....9  
 BRAKE, CABLE.....20,27  
 DISC.....20  
 LEVER.....27  
 MOUNT HUB.....20  
 PAD.....20  
 BREAK-AWAY HINGE.....47  
 BOOM.....50

-C-

CAB.....26  
 DOOR.....29  
 ROOF.....28,30  
 ROOF GUSSET.....28  
 CABLE, BATTERY.....14  
 CHOKE.....31  
 HYDROSTATIC.....32  
 THROTTLE.....33  
 CANOPY.....30  
 DEFLECTOR.....27  
 CAP, AIR STACK.....17  
 FUEL.....24  
 HUB.....18  
 PRESSURE.....25  
 RADIATOR.....15  
 RAIN.....16  
 CARBURATOR.....8  
 CATWALK.....43  
 CESSNA PUMP.....13  
 CIRCUIT BREAKER.....31  
 CLAMP, AIR INTAKE.....9  
 CLIP BRAKE RETAINER.....20  
 COLUMN STEERING.....38  
 CONSOLE.....31  
 CONTROL LEVER.....32  
 COUPLER, FLEX DISC.....40  
 HALF COVER, WORKLIGHT.....40  
 CRANK PULLEY.....26,30  
 CROP GUIDE.....8  
 CROP GUIDE.....53  
 MOUNT.....19  
 CROPSHIELD.....53  
 CYLINDER, FOLD.....47,49  
 LEVEL.....47,49  
 LIFT.....47,48  
 STEERING.....22

-D-

DEFLECTOR, CANOPY.....27  
 DIFFUSER.....25  
 DIMMER SWITCH.....27  
 DIPSTICK.....25  
 DISC, BRAKE.....20  
 FRICTION.....33  
 SENSOR.....20  
 DISTRIBUTOR CAP.....9

DOOR CATCH SLIDE.....29  
 DRAIN COCK.....15  
 DRIVE DISK ADAPTOR.....7  
 DRYER, AIR CONDITIONER.....10,11

-E-

ELECTRONIC IGNITION MODULATOR.....9  
 ENGINE,  
 CHRYSLER.....9  
 HOOD.....46  
 ISOLATOR.....5,6,27  
 ONAN.....5  
 PERKINS.....6,7  
 EXHAUST  
 MANIFOLD HEAT SHIELD.....8  
 PIPE.....16  
 PIPE FLANGE.....16

-F-

FAN.....5,8  
 ADAPTER.....8  
 SPACER.....5,8  
 FILTER.....7  
 AIR CLEANER.....17  
 FUEL.....8  
 GRESEN.....25  
 MICHIGAN.....25  
 OIL.....8  
 FLASHER  
 LIGHT.....26,30  
 SWITCH.....38

FLOW CONTROL.....37  
 FLOW DIVIDER.....36  
 FOAM.....26,29,30,39  
 FOLD CYLINDER.....47,49  
 FRICTION DISC.....33  
 FUEL  
 CAP.....24  
 GAUGE.....31  
 SENDER.....24  
 SHUT OFF PIVOT.....7  
 TANK.....24  
 FUSE.....31

-G-

GASKET.....9,25,44  
 CHARGE PUMP.....13  
 TANK LID.....41  
 GAUGE,  
 FUEL.....31  
 PRESSURE.....44  
 TEMPERATURE.....31

GLASS.....26,29  
 GOVERNOR.....9  
 CONTROL ROD.....9  
 MOUNT.....9  
 GREASE SEAL.....18  
 GROUND STRAP.....4,7,27  
 GUSSET, CAB ROOF.....28

-H-

HANDLE, SELECTOR VALVE.....35  
 HANDRAIL.....51,46  
 HEAT SHIELD.....8,16  
 HOLD DOWN, BATTERY.....14  
 HOOD, ENGINE.....46  
 HOOD, PROP.....46  
 HOSE,  
 AIR CLEANER.....17  
 RADIATOR.....5,7,8  
 SHIELD.....46  
 HOISING, SOLUTION.....52  
 HOUR METER.....31  
 HUB.....18  
 CAP.....18  
 TAPER LOCK.....20  
 TORQUE.....19  
 HYDRAULIC TUBE.....12  
 HYDROSTATIC CABLE.....32  
 MOUNT.....5,7,9  
 HYPRO PUMP.....45

-I-

IGNITION SWITCH.....31  
 IMPELLER AGITATOR.....40  
 INDICATOR LIGHT.....31,38  
 SUN SHIELD.....31  
 ISOLATOR, ENGINE.....5,6,27

-J-

JET AGITATOR.....43

-K-

KEEPER FRONT LEG.....18,19

-L-

LADDER.....51  
 LEG,  
 FRONT.....18,19  
 REAR.....20

LEVEL CYLINDER.....47, 49  
 LEVER, PIVOT.....47  
 BRAKE.....27  
 CONTROL.....32  
 PUMP CONTROL.....13  
 THROTTLE.....33  
 LIFTARM.....47  
 MOUNT.....47  
 LIFT CYLINDER.....47, 48  
 LIGHT.....26, 30  
 FLASHER.....26, 30  
 SWITCH.....31  
 LINE DIFFUSER.....25  
 LINER, BEARING.....18, 19

-M-

MANIFOLD  
 LARGE.....12  
 SOLUTION.....44  
 MICRO SWITCH.....32  
 REAR VIEW MIRROR.....26, 30  
 MOTOR,  
 STEERING.....38  
 WINDSHIELD WIPER.....26  
 MOUNT,  
 AIR CONDITIONER.....10, 11  
 A/C HOUSING.....28  
 ALTERNATOR.....8  
 BRAKE HUB.....20  
 CROP GUIDE.....19  
 FLOW CONTROL.....37  
 FUEL SHUT OFF.....5  
 GOVERNOR.....9  
 HYDRAULIC MANIFOLD.....12  
 HYDROSTATIC CABLE.....5, 7, 9  
 HYDROSTATIC LEVER.....32  
 LIFTARM.....47  
 MOTOR.....5, 6  
 RADIATOR.....15  
 SEAT.....27  
 SENSOR.....20  
 SIGHT GAUGE.....42  
 TACH SENSOR.....9  
 THROTTLE CABLE.....5, 7, 33  
 MOUNTING  
 ANGLE, TANK.....41, 43  
 SOCKET.....46  
 MUFFLER.....16  
 MULLION.....46

OIL COOLER.....15  
 OIL SENDER.....5, 7, 9  
 OIL TANK.....25  
 STRAP.....25  
 OPERATOR STATION.....27  
 OUTPUT SHAFT.....9

-P-

PAD, BRAKE.....20  
 PIN, HINGE.....47  
 PIVOT PIN.....41, 43  
 PUMP,  
 CESSNA.....13  
 HYPRO.....45  
 SUNDSTRAND.....13  
 PLUG, RUBBER.....31

-R-

RADIATOR.....15  
 CAP.....15  
 DRAIN COCK.....15  
 HOSE.....5, 7, 8  
 MOUNT.....15  
 RECOVERY TANK.....15  
 SHROUD.....15  
 RAIN CAP.....16  
 RECEIVER PLATE.....25  
 RIM.....21  
 RUBBER HOOK.....41

-S-

SAFETY WALK.....41, 43  
 SCREEN SLIDE.....46  
 SEAL,  
 GREASE.....18  
 KIT.....12, 22  
 SEAT.....27  
 MOUNT.....27  
 SENDER,  
 FUEL.....24  
 OIL.....5, 7, 9  
 TEMPERATURE.....5, 6, 8  
 SENSOR,  
 DISC.....20  
 MOUNT.....20  
 SPEEDOMETER.....9, 20  
 SHAFT,  
 AGITATOR.....40  
 OUTPUT.....9

SHEAVE.....5, 6, 8, 9  
 SHIELD.....8  
   EXHAUST MANIFOLD.....8  
   HEAT.....8, 16  
   HOSE.....46  
   INDICATOR LIGHT SUN.....31  
   TANK.....41, 43  
   WHEEL MOTOR.....20  
 SHROUD, RADIATOR.....15  
 SIDERAIL.....41, 43  
 SIDE SCREEN.....15  
 SIGHT GAUGE MOUNT.....42  
 SOCKET, FEMALE.....23  
 SOLUTION.....54  
   HOSING.....44  
   MANIFOLD.....44  
 SPACER,.....5, 8  
   FAN.....25  
   OIL TANK.....26  
   WINDSHIELD WIPER.....31  
 SPEEDOMETER.....7, 33  
 SPRING.....53  
 STALK GUIDE.....9  
 STARTER SOLENOID.....18, 19  
 STEERING.....38  
   ARM.....22  
   COLUMN COVER.....38  
   CYLINDER.....38  
   MOTOR.....38  
   WHEEL.....27  
 STEP, OPERATOR STATION.....7, 14, 27  
 STRAP,.....25  
   GROUND.....5, 7  
   OIL TANK.....9  
 SUNDSTRAND.....13  
   DRIVE SHAFT.....19, 20  
   FILLER RING.....27  
   PUMP.....38  
   WHEEL MOTOR.....31  
 SWITCH,.....32  
   DIMMER.....40  
   FLASHER.....41, 43  
   IGNITION.....24  
   MICRO.....46

-T-

TAILLIGHT.....46  
 TANK,.....24  
   FUEL.....40  
   GLAND BEARING.....41, 43  
   LID.....25  
   OIL.....25

RADIATOR RECOVERY.....15  
 SHIELD.....41, 43  
 SOLUTION.....41, 43  
 TEMPERATURE.....31  
   GAUGE.....5, 6, 8  
   SENDER.....33  
 THROTTLE.....7  
   CABLE.....33  
   CABLE, MOUNT.....7  
   LEVER.....33  
   STOP.....31  
 TIE PLATE MAINFRAME.....5, 16  
 TIE ROD.....23  
   STIFFENER ANGLE.....21  
 TIRE.....19, 20  
 TORQUE HUB.....51  
 TREAD ADJUSTMENT.....47  
 TRANSON.....12  
 TUBE HYDRAULIC.....41, 43

-V-

VALVE,.....41, 43  
   BALL.....34  
   CESSNA 3-SPPOOL.....44  
   ELECTRIC.....35  
   GRESSEN SELECTOR.....34  
   HANDLE.....12  
   RELIEF.....6, 8  
 VOLTAGE REGULATOR.....6

-W-

WATER TRAP.....6  
   MOUNT.....6  
 WHEEL MOTOR,.....20  
   SHIELD.....19, 20  
   SUNDSTRAND.....38  
   WHEEL, STEERING.....26  
   WINDSHIELD WIPER.....26  
   MOTOR.....26  
   WIPER ARM.....26  
   WIPER BLADE.....26

Memoranda

---