

**PARTS MANUAL**  
**FOR**  
**HAGIE MODEL 8240 HI-TRACTOR**

**HAGIE MANUFACTURING COMPANY**  
BOX 273 CLARION, IOWA 50525 (515) 532-2861

**COVERS MACHINE SERIAL NUMBERS: 075838001 THRU 075838150**

**3-83 493088**

## SPRAYER IDENTIFICATION

Each Hagie sprayer is identified by means of a frame serial number. This serial number denotes the model, year in which it was built, and the number of the sprayer. As for further identification, the engine has a serial number and the planetary hubs have identification plates that describe the type of mount and gear ratio. To insure prompt, efficient service when ordering parts or requesting service repairs from Hagie Manufacturing Company, record the serial and identification numbers in the space provided below.

Note: Reference to left hand and right hand used throughout this manual refers to the position when seated in the operator's seat facing forward.



SPRAYER SERIAL NUMBER

\_\_\_\_\_



ENGINE SERIAL NUMBER

\_\_\_\_\_



ENGINE SERIAL NUMBER

\_\_\_\_\_

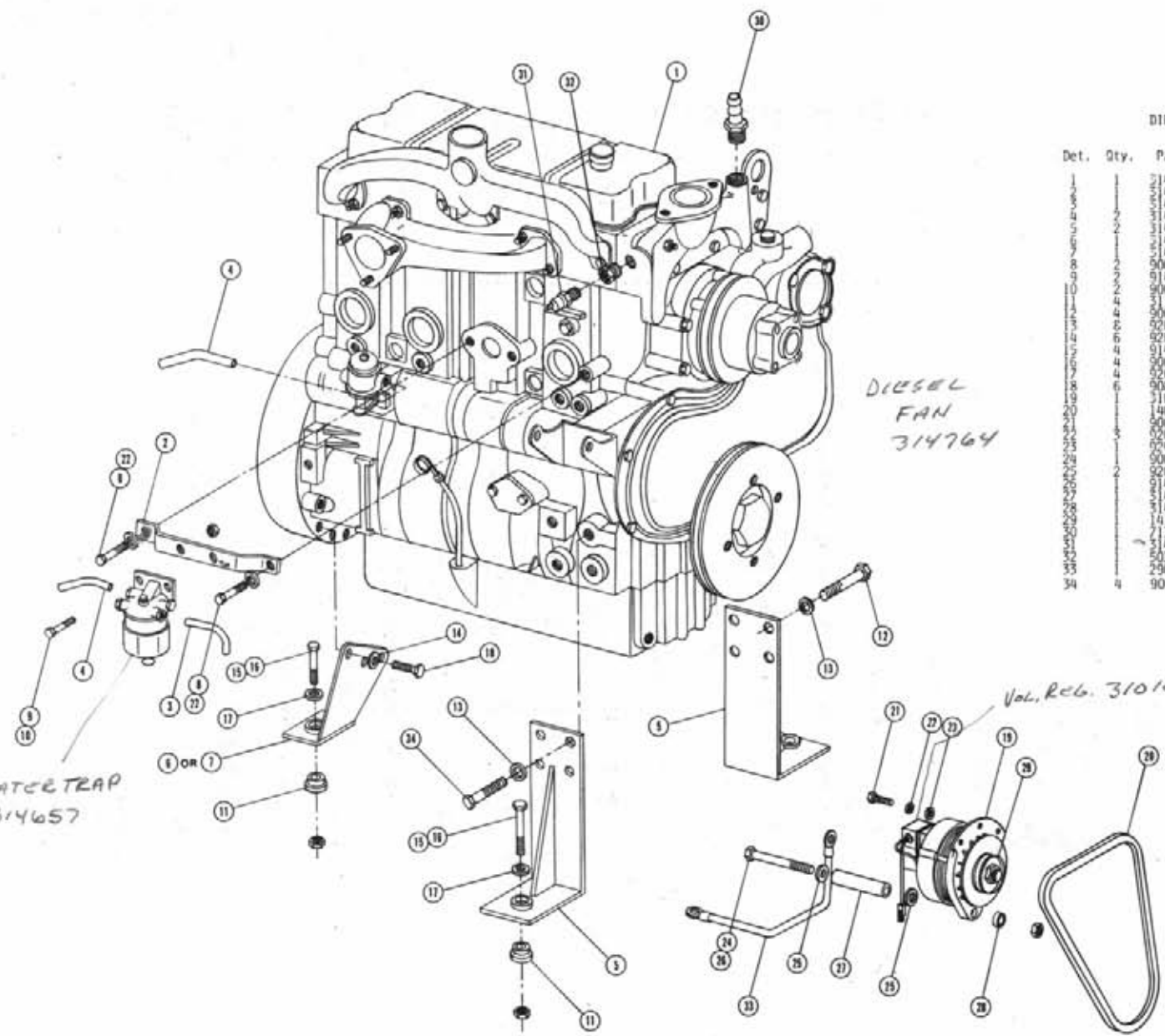


PLANETARY HUB IDENTIFICATION NUMBERS

\_\_\_\_\_

TABLE OF CONTENTS

Engine Assemblies . . . . .	4-15
Leg Assemblies. . . . .	16-18
Tire Assembly . . . . .	19
Steering Cylinder . . . . .	20
Tie Rod Assembly. . . . .	21
Fuel and Oil. . . . .	22-23
Operator Station. . . . .	24-28
Console Assembly. . . . .	29-30
Flow Divider and Selector Valve . . . . .	31-33
Steering Wheel Assembly . . . . .	34
Operator Station Foam . . . . .	35
Solution System . . . . .	36-40
Sheet Metal . . . . .	41
Transom, Boom, and Lift Components. . . . .	42-45
Ladder and Accessories. . . . .	46-48
Solution Hosing Diagram . . . . .	49
Planetary Gear Assembly . . . . .	50-53
Decals. . . . .	54-57
Hydraulic Schematic . . . . .	58-65
Electrical Schematic. . . . .	66-69
Abbreviations . . . . .	70
Index . . . . .	71



DIESEL ENGINE ASSEMBLY

Det.	Qty.	P/N	Description
1	1	314582	Perkins Engine
2	1	4617	Water Trap Mount
3	1	4619	Water Trap Inlet Tube
4	1	4620	Water Trap Outlet Tube
5	1	4745	Front Motor Mount Weld
6	1	4746	Right Rear Motor Mount Weld
7	1	4749	Left Rear Motor Mount Weld
8	1	900056	5/16 x 3/4 Hex Bolt
9	1	914004	3/8 UNC Stover Nut
10	1	900130	3/8 UNC x 1 1/4 Hex Bolt
11	4	911032	Engine Isolator
12	4	900251	7/16 UNF x 1 Hex Bolt
13	4	920503	7/16 Lock Washer
14	4	920504	1/2 Lock Washer
15	4	914008	1/2 UNC Stover Nut
16	4	900259	1/8 UNC x 2 3/4 Hex Bolt
17	4	920004	1/2 Flat Washer
18	4	900265	1/2 x 1 1/2 Hex Bolt
19	1	310093	25 Amp Alternator
20	1	140056	Belt
21	1	900054	5/8 UNC x 3/4 Hex Bolt
22	1	920501	5/8 Lock Washer
23	1	920001	5/8 Flat Washer
24	1	900275	1/2 UNC x 4 1/2 Hex Bolt
25	1	920004	1/2 Flat Washer
26	1	914008	1/2 UNC Stover Nut
27	1	4612	Alternator Bushing Long
28	1	4613	Alternator Bushing Short
29	1	141022	Sheave
30	1	713331	5/8 UNF x 1/2 Hose Barb
31	1	914437	Temperature Sender
32	1	902012	1/2 NPT x 1/8 Reducer Bushing
33	1	290051	12 Solenoid Cable
34	4	900232	7/16 UNF x 1 1/4 Hex Bolt

DIESEL  
FAN  
314764

WATER TRAP  
314657

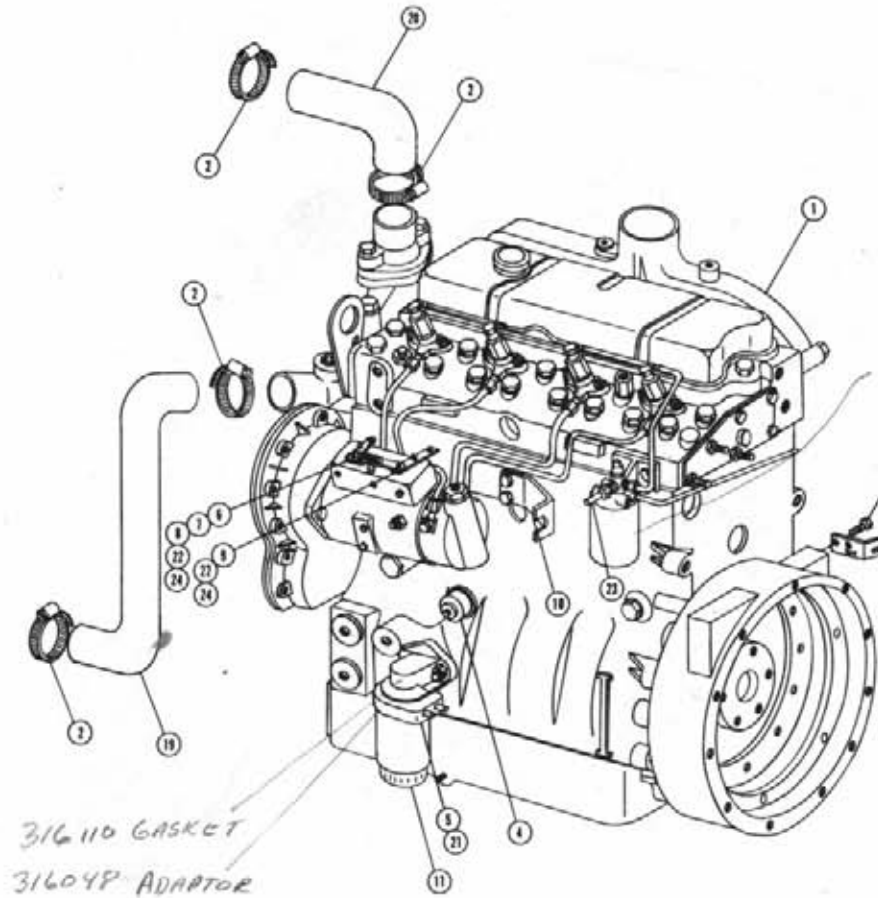
Vol. Ref. 310102

DIESEL ENGINE ASSEMBLY

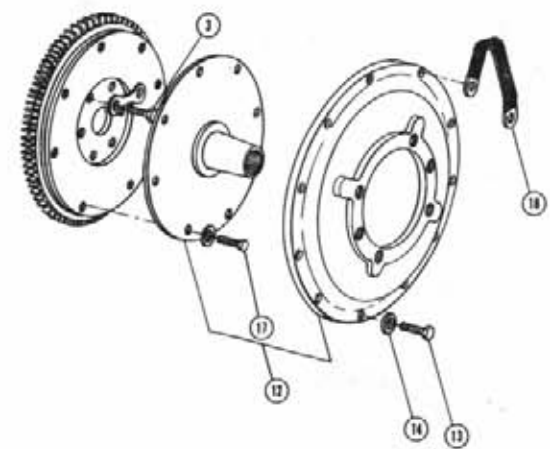
Det.	Qty.	P/N	Description
1	1	314582	Perkins Engine
2	4	520067	No. 28 Hose Clamp
3	6	50 UNF x 1.00 Hex Head Bolt	
4	1	<del>314281</del>	Oil Pressure Sender
5	1	316005	Engine Oil Cooler
6	1	482020	Spring
7	1	470029	1/16 x 1/2 Cotter Pin
8	1	316067	Fuel Shut Off Connect
9	1	314644	Fuel Shut Off Pivot
10	1	314645	Throttle Cable Mount
11	1	314671	Filter
12	1	800472	Perkins to Sundstrand Drive Assy.
13	12	900130	3/8 UNC x 1 1/4 Hex Bolt
14	12	920502	3/8 Lock Washer
15	1	606851	Hydrostatic Control Cable Mount
16	2	900263	1/2 x 1 Hex Bolt
17	3	900152	3/8 UNF x 3/4 Hex Bolt
18	1	290107	Ground Strap
19	1	314757	Long Radiator Hose
20	1	314758	Short Radiator Hose
21	1	316048	Engine Oil Cooler Adapter
22	2	472231	#10 x 3/4 Pan Head Machine Screw
23	1	314725	Fuel Return Tube
24	2	200021	1/4 O.D. x 3/16 Bushing

*bsd seal  
use 314788  
instead*

*FUEL FILTER  
314558*

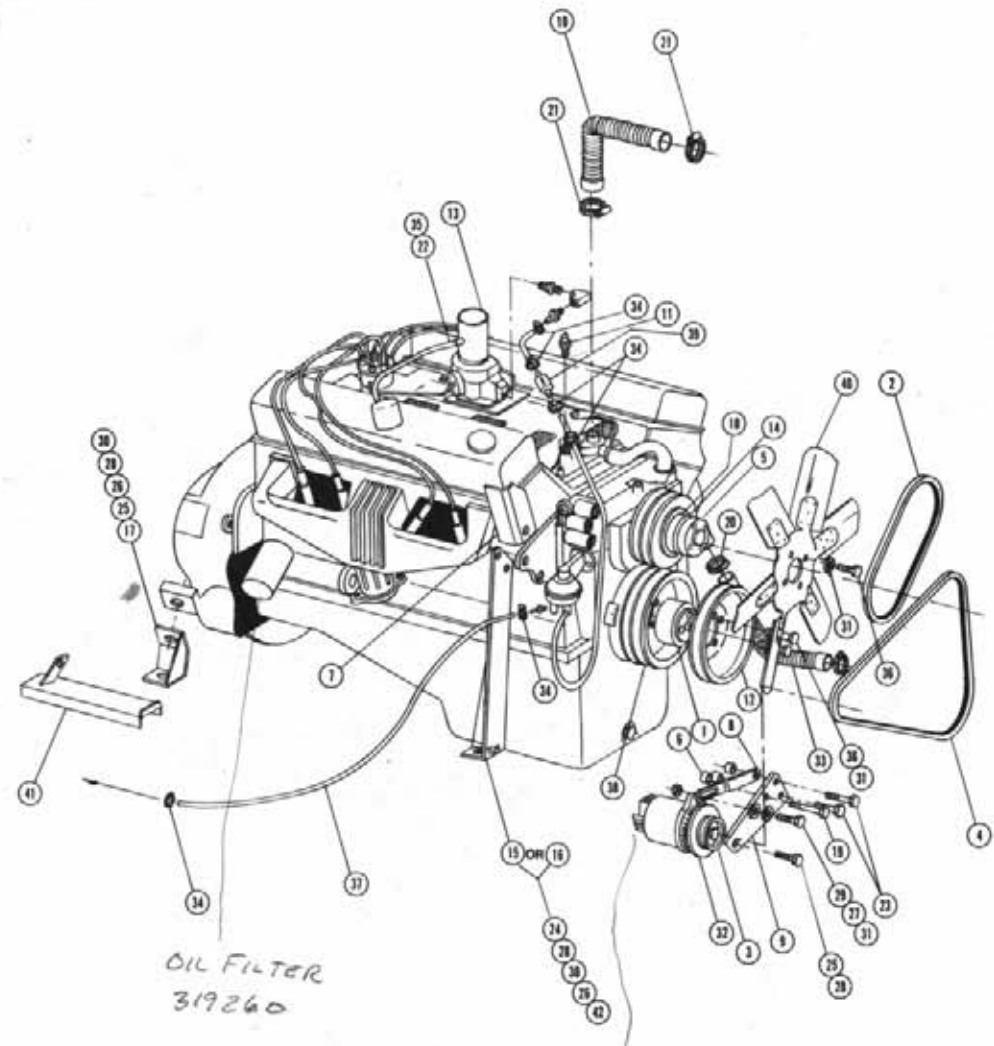


*316110 GASKET  
316048 ADAPTOR*



CARB PURCHASED 314365  
 " MODIFIED 314394  
 " REPAIR KIT 314391

CHRYSLER ENGINE ASSEMBLY

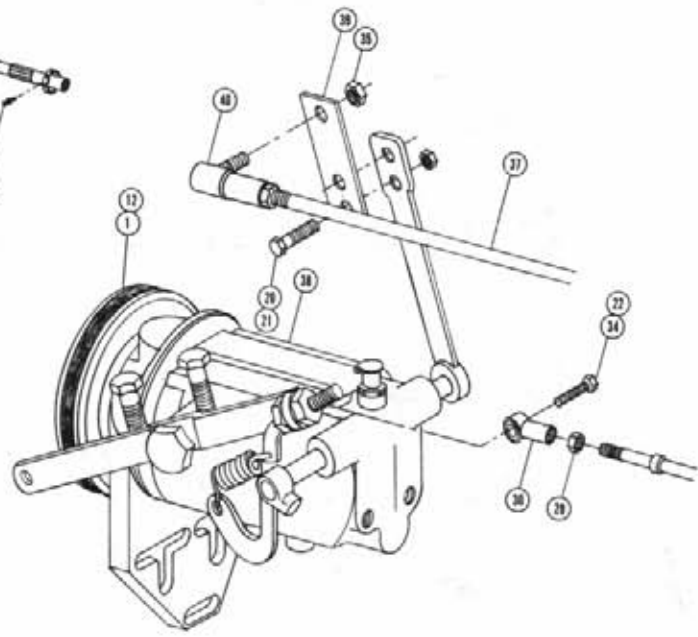
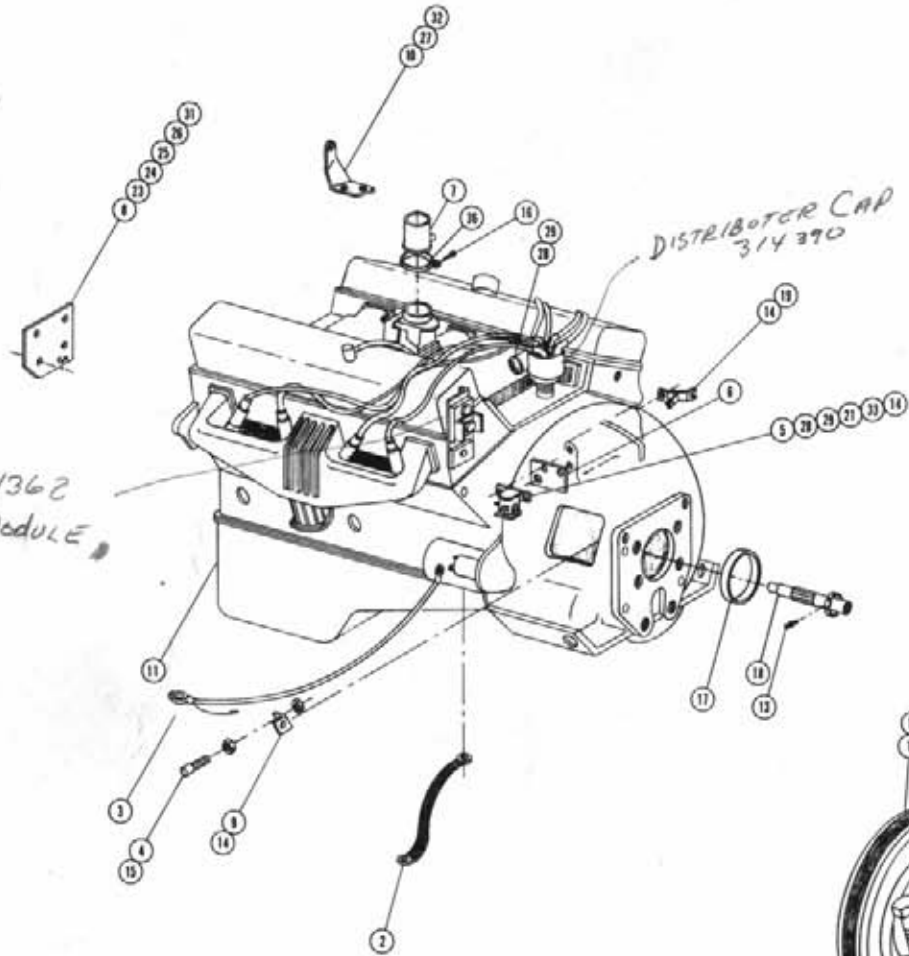


Det.	Qty.	P/N	Description
1	1	090357	Spacer
2	1	147000	Gates 2490 Belt
3	1	141022	Alternator Sheave
4	1	147001	Gates 2520 Belt
5	1	311039	Fan Spacer
6	1	200012	Alternator Spacer
7	1	314303	Exhaust Manif. Heat Shield
8	1	314309	Alternator Adjustment Arm
9	1	314310	Alternator Mount
10	1	314327	Upper Radiator Hose
11	1	314437	Temperature Sender
12	1	314419	Crank Pulley
13	1	314732	Air Intake Tube Weldment
14	1	319614	Fan Adapter
15	1	341348	Left Front Motor Mount Weldment
16	1	341351	Right Front Motor Mount Weld
17	1	341353	Rear Motor Mount Weldment
18	1	311038	Fan Spacer
19	1	900132	3/8 UNC x 1 3/4 Hex Bolt
20	2	520067	#20 Hose Clamp
21	2	520085	#24 Hose Clamp
22	1	601151	5/8 x 12 Heater Hose
23	2	900142	3/8 UNC x 5 Hex Bolt
24	4	900198	7/16 UNC x 1 3/4 Hex Bolt
25	3	900283	1/2 UNC x 2 1/4 Hex Bolt
26	4	900265	1/2 UNC x 1 1/2 Hex Bolt
27	1	900064	5/16 UNC x 3/4 Hex Bolt
28	7	914008	1/2 UNC Stover Nut
29	1	920001	5/16 Flat Washer
30	6	920004	1/2 Flat Washer
31	6	920501	5/16 Lock Washer
32	1	310093	55 Amp Alternator
33	1	314417	Lower Radiator Hose
34	6	520120	#4 Hose Clamp
35	2	520070	#8 Hose Clamp
36	10	900096	5/16 UNC x 2 1/4 Hex Bolt
37	1	601257	5/16 x 120" Hose
38	1	090359	Crankshaft Pulley
39	1	314388	Fuel Filter
40	1	314435	19 inch P19 Fan w/2.25 Pitch
41	1	314428	Cable Heat Shield Weldment
42	4	914006	7/16 UNC Stover Nut

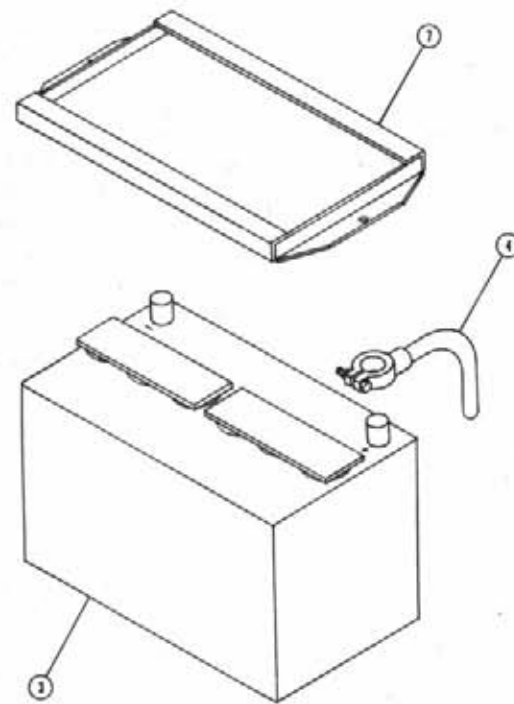
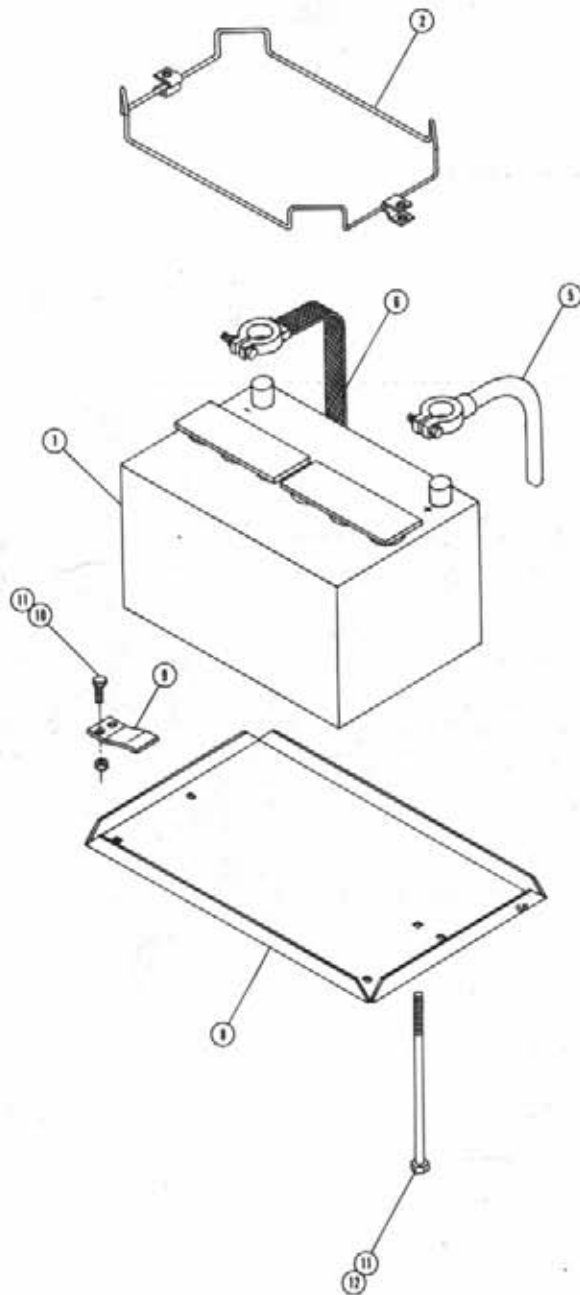
OIL FILTER  
319260

VOLT REG  
310102

314362  
Module



Det.	Qty.	P/N	Description
1	1	147930	6" O.D. Sheave
2	1	290109	8" Ground Strap
3	1	291128	48" Battery Cable
4	1	291206	Speedometer Tach Sensor
5	1	310491	Starter Solenoid
6	1	311021	Starter Solenoid Mount
7	1	314732	Air Intake Tube Weldment
8	1	311044	Governor Mount Weldment
9	1	314302	Tach Sensor Mount
10	1	314421	Throttle Cable Bracket
11	1	314728	Chrysler 318 Engine
12	1	470054	5/16 x 1/4 Allen Head Set Screw
13	1	471005	1/4-28 x 1/2 Grease Zerk
14	1	472363	9/16 UNC x 3/4 Hex Bolt
15	1	473061	3/4-16 Truseal Nut
16	1	905792	1/4-20 x 1 3/4 Slotted Machine Screw
17	1	314525	Sundstrand Filler Ring
18	1	300453	Output Shaft Weldment
19	1	606895	Hydrostatic Control Cable Mount Weld
20	1	900002	1/4 UNC x 3/4 Hex Bolt
21	1	914000	1/4 UNC Stover Nut
22	1	472281	No. 10-32 x 3/4 Machine Screw
23	1	900170	3/8 UNC x 2 1/4 Hex Bolt
24	1	914004	3/8 UNC Stover Nut
25	1	900131	3/8 UNC x 1 1/2 Hex Bolt
26	1	920002	3/8 Flat Washer
27	1	920501	5/16 Lock Washer
28	1	910027	No. 10 UNF Hex Nut
29	1	920510	No. 10 Lock Washer
30	1	473921	No. 10-32 Ball Joint
31	1	900142	3/8 UNC x 5 Hex Bolt
32	1	914002	5/16 UNC Stover Nut
33	1	900000	1/4 UNC x 1/2 Hex Bolt
34	1	44027	No. 10-32 Stover Nut
35	1	44001	1/4 UNF Stover Nut
36	1	314408	Air Cleaner Clamp
37	1	314311	Governor Control Rod
38	1	44337	Governor Reworked
39	1	314341	Arm Extension
40	1	473916	1/4-28 Female Ball Joint



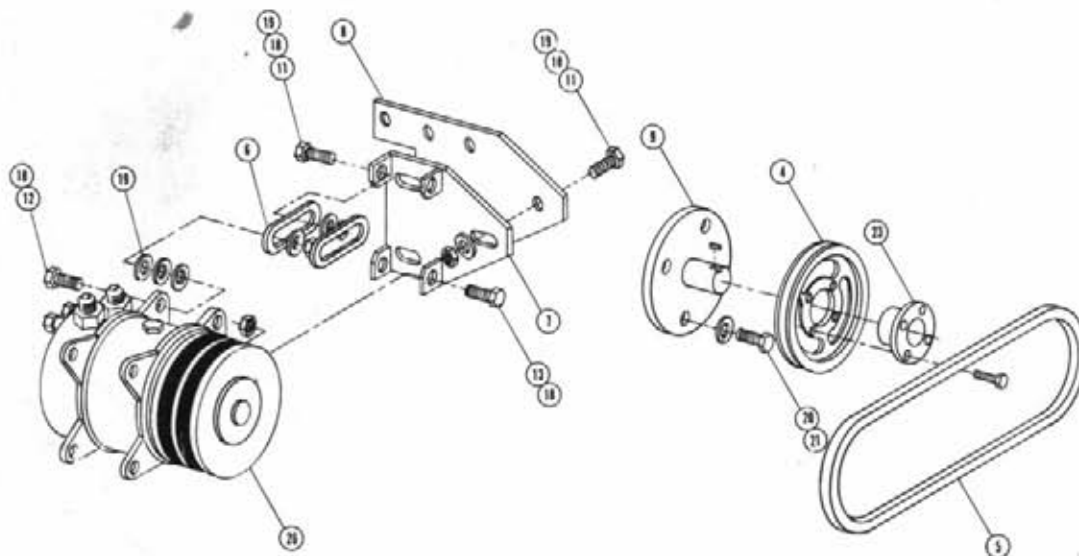
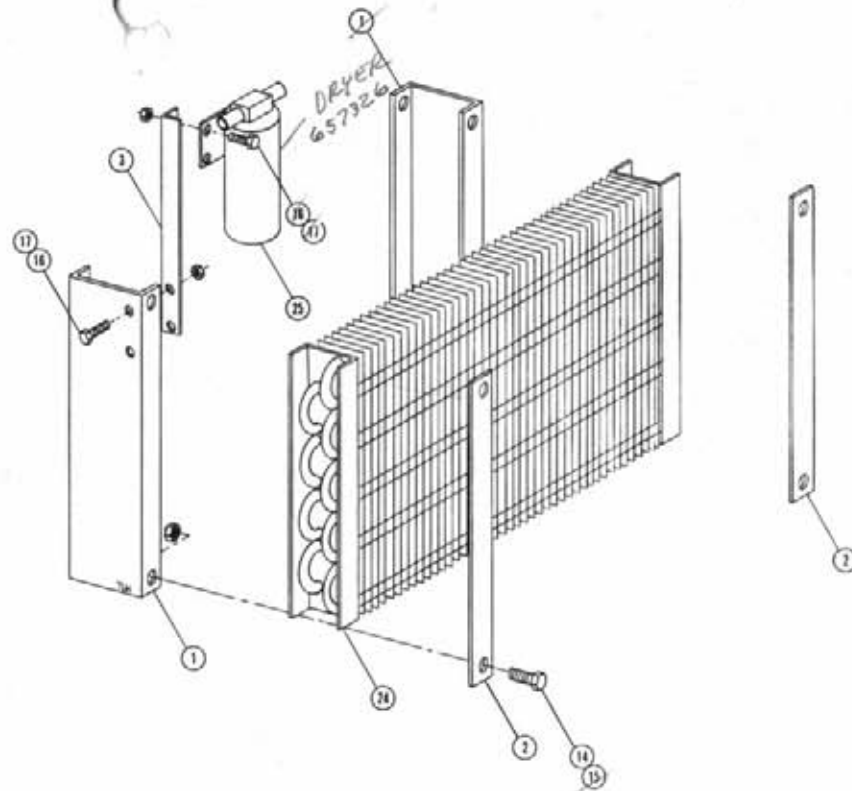
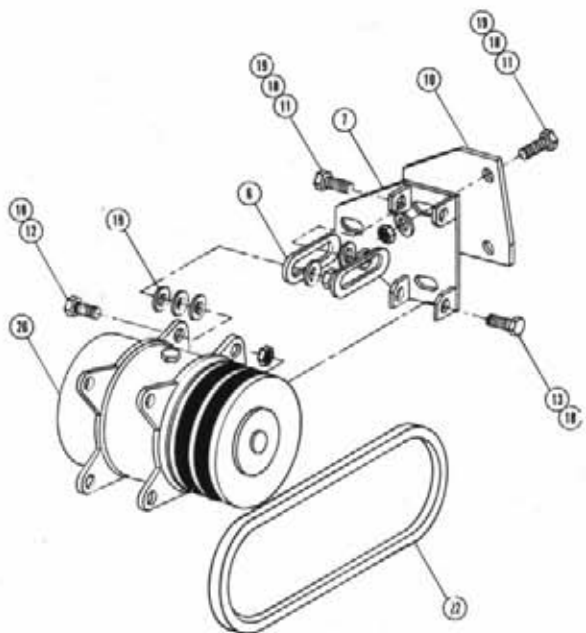
BATTERY BOX ASSEMBLY

Det.	Qty.	P/N	Description
1	1	290013	Battery "Gas Engine"
2	1	290212	Battery Hold Down w/Clamps
3	1	291122	Battery "Diesel Engine"
4	1	290052	Battery Cable 56"
5	1	291128	Battery Cable 48"
6	1	290111	Ground Strap
7	1	341322	Battery Hold Down Weldment
8	1	361149	Battery Box
9	1	361192	Battery Box Support
10	2	900129	3/8 UNC x 1" Hex Bolt
11	4	914004	3/8 UNC Lock Nut
12	2	901149	3/8 UNC x 8 1/2 Carriage Bolt

Note: Items 6, 8, 9, 10, 11 and 12 are used with both engines.



Gas Air Conditioner Compressor Assembly



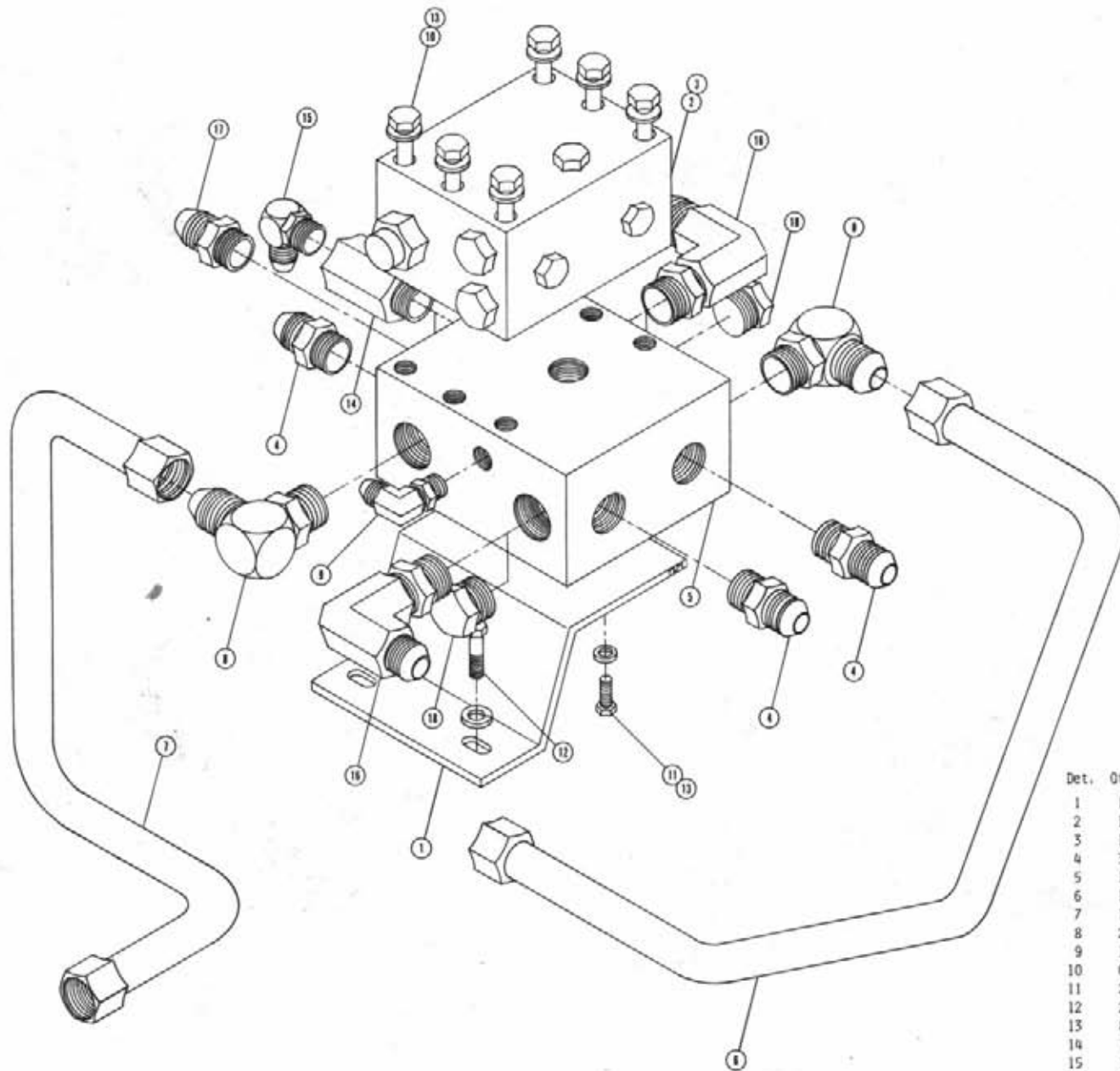
Diesel Air Conditioner Compressor Assembly

AIR CONDITIONER COMPRESSOR PUMP ASSEMBLY

Det.	Qty.	P/N	Description
1	1	314413	Air Conditioner Condenser Mount
2	1	314418	Air Conditioner Condenser Keeper
3	1	314420	Air Conditioner Dryer Bracket
4	1	140066	6.25 O.D. Sheave w/Hub
5	1	147031	Gates 2580 Belt
6	1	657312	Air Conditioner Compressor Adj. Tab
7	1	657320	Air Conditioner Compressor Mount Weld
8	1	657321	Air Conditioner Compressor Mount Adapter
9	1	657351	Air Conditioner Drive Shaft Weldment
10	1	657316	Air Conditioner Mount Spacer
11	1	900129	3/8 UNC x 1 Hex Bolt
12	1	900131	3/8 UNC x 1 1/2 Hex Bolt
13	1	900130	3/8 UNC x 1 1/4 Hex Bolt
14	1	900064	5/16 UNC x 3/4 Hex Bolt
15	1	914002	5/16 UNC Lock Nut
16	1	900002	1/4 UNC x 3/4 Hex Bolt
17	1	914000	1/4 UNC Lock Nut
18	1	914004	3/8 UNC Lock Nut
19	1	920002	3/8 Flat Washer
20	1	900231	7/16 UNF x 1 Hex Bolt
21	1	920503	7/16 Lock Washer
22	1	147040	2400 Belt
23	1	140067	1 1/2 Bore Taber Bushing
24	1	657309	Air Conditioner Condenser Kit
25	1	657309	Air Conditioner Dryer
26	1	657310	Air Conditioner Compressor

NOTE: For diesel option use the following items:  
1-2-3-4-5-6-7-8-9-11-12-13-14-15-16-17-18-19-20-21-23-24-25-26

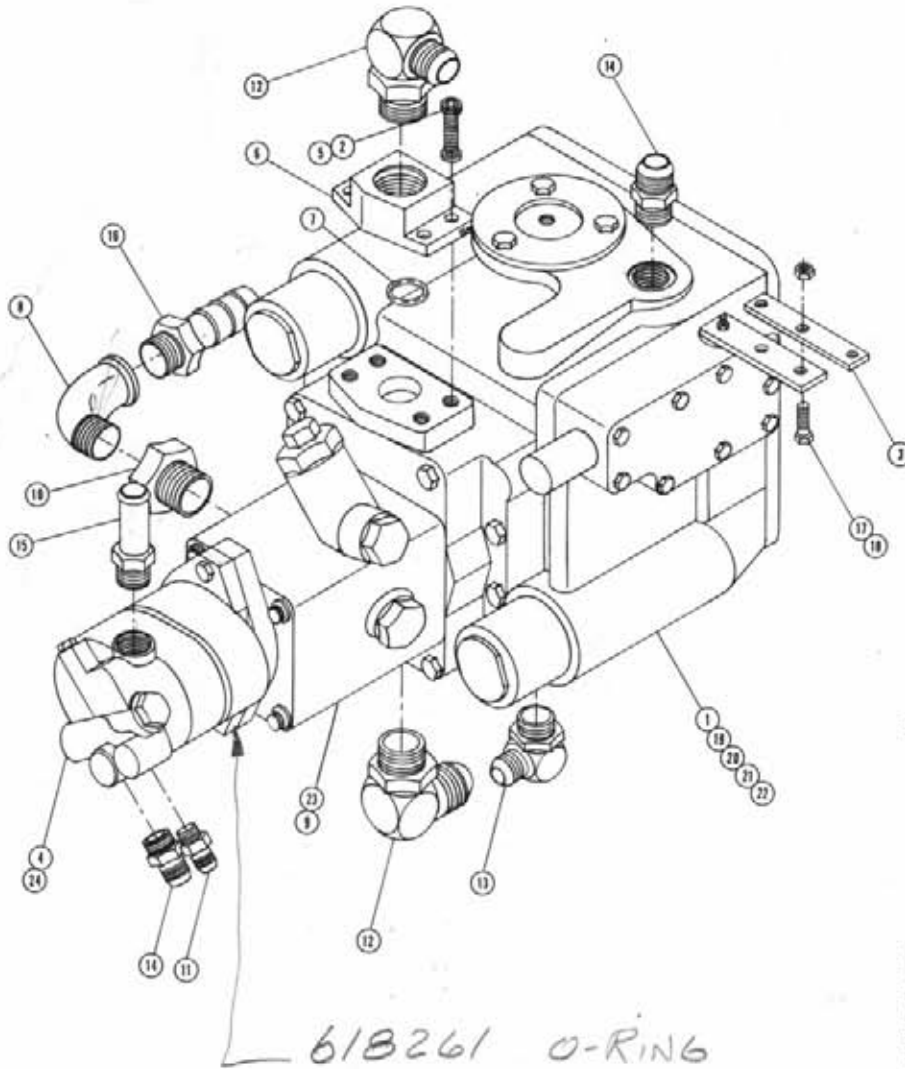
For gas option use the following items:  
1-2-3-6-7-10-11-12-13-14-15-16-17-18-19-22-24-25-26



HYDRAULIC MANIFOLD ASSEMBLY

Det.	Qty.	P/N	Description
1	1	606849	Hydraulic Manifold Mount
2	1	611009	Seal Kit
3	1	611013	Hydraulic Relief Valve Assembly
4	3	611127	1 1/16 MDR x 1 1/16 NJIC
5	1	615003	Large Manifold
6	1	615568	Right Hydraulic Tube
7	1	615569	Left Hydraulic Tube
8	2	618178	1 5/16 MDR x 90° x 1 5/16 NJIC
9	1	618241	3/4 MDR x 90° x 3/4 JIC
10	6	900075	5/16 UNC x 3 3/4 Hex Bolt
11	2	900065	5/16 UNC x 1 Hex Bolt
12	2	900196	7/16 UNC x 1 1/4 Hex Bolt
13	8	920501	5/16 Lock Washer
14	1	610028	Flow Control
15	1	618279	7/8 MDR x 90° x 1 1/16 JIC
16	2	618248	1 1/16 MDR x 90° x 1 1/16 NJIC
17	1	611127	1 1/16 MDR x 1 1/16 NJIC
18	2	610186	1 1/16 O-Ring Plug

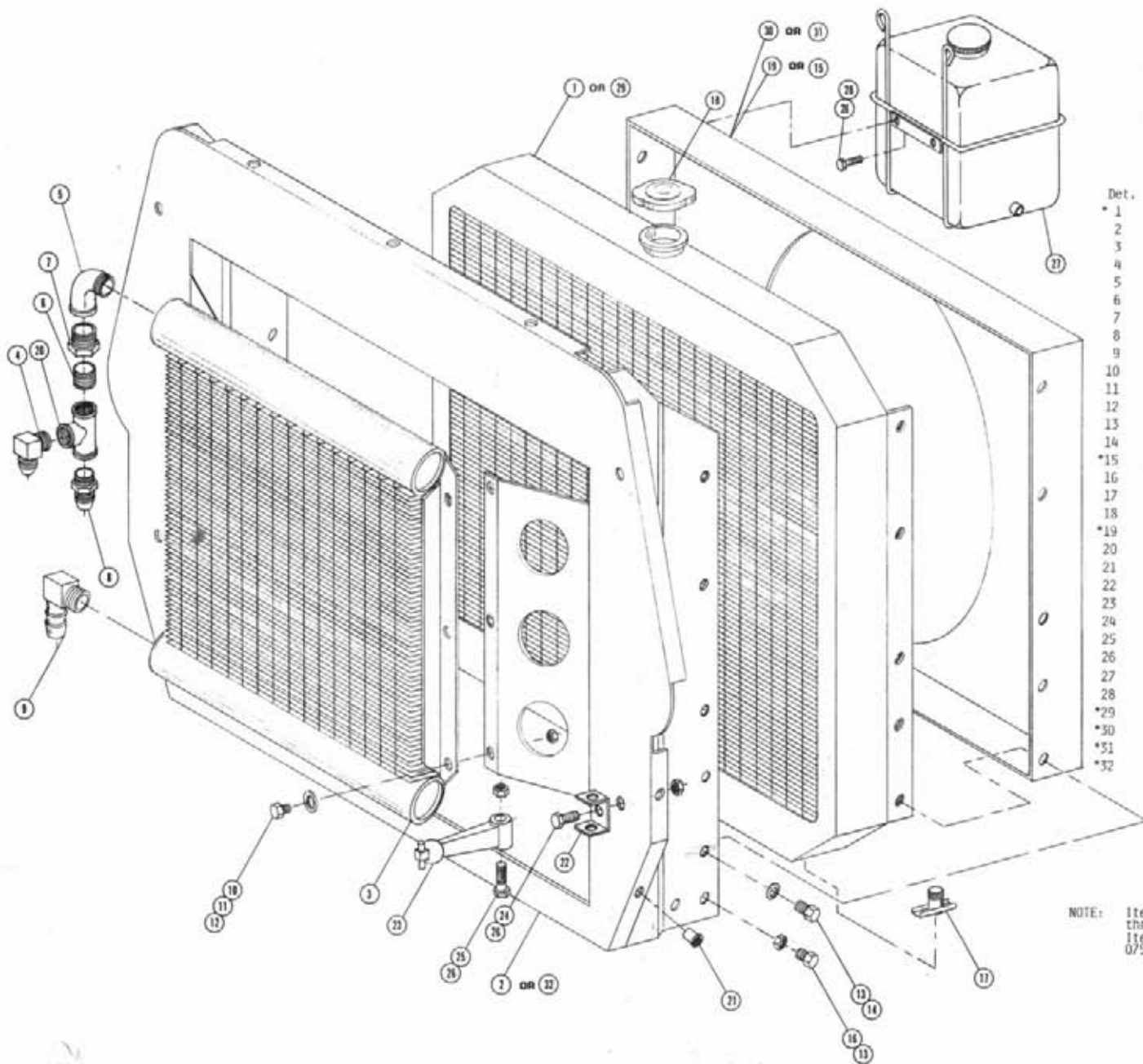
NOTE: For two-wheel drive assembly items 14, 15 and 16 are replaced by 17 and 18.



SUNDSTRAND PUMP ASSEMBLY

Det.	Qty.	P/W	Description
1	1	606844	Sundstrand 23 Series Pump
2	8	472243	3/8 UNC x 1 3/4 Allen Cap Screw
3	1	606848	Pump Control Level Extension
4	1	610577	Cessna Pump
5	8	618167	Lock Washers
6	2	618176	1" NPT 4 Bolt Flange
7	2	870219	O-Ring
8	1	505200	90° Street Elbow 1.00 in
9	1	610386	Charge Pump
10	1	618090	1 5/16 O-Ring x 1 NPT Adapter
11	1	618126	9/16 MOR - 9/16 MJIC
12	2	618178	1 5/16 MOR-90°-1 5/16 MJIC
13	1	618183	7/8 MOR-90°-3/4 MJIC
14	2	618327	7/8 MOR - 3/4 MJIC
15	1	618336	1 1/16 MOR x 1 Hose Barb
16	1	714560	1 NPT x 1 Hose Barb
17	2	900003	1/4 UNC x 1" Hex Bolt
18	2	914000	1/4 UNC Stover Nut
19	2	900266	1/2 UNC x 1 3/4 Hex Bolt
20	2	900267	1/2 UNC x 2 Hex Bolt
21	2	914008	1/2 UNC Lock Nut
22	6	920004	1/2 Flat Washer
23	1	610387	Charge Pump Gasket
24	1	610421	Cessna Pump

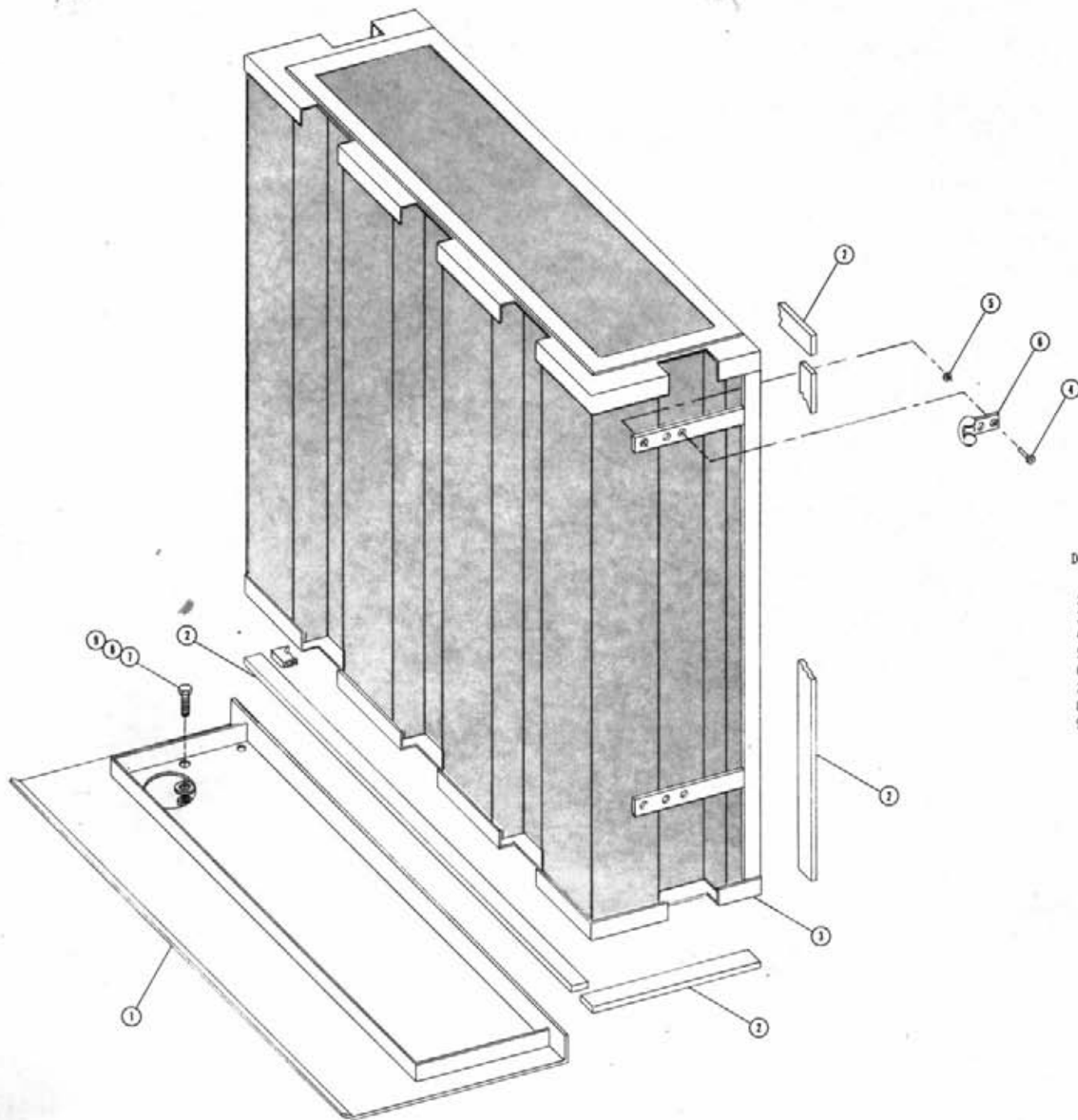
NOTE: Serial Numbers 075838001-075838050 use item 4.  
Serial Numbers 075838051-075838150 use item 24.



RADIATOR AND OIL COOLER ASSEMBLY

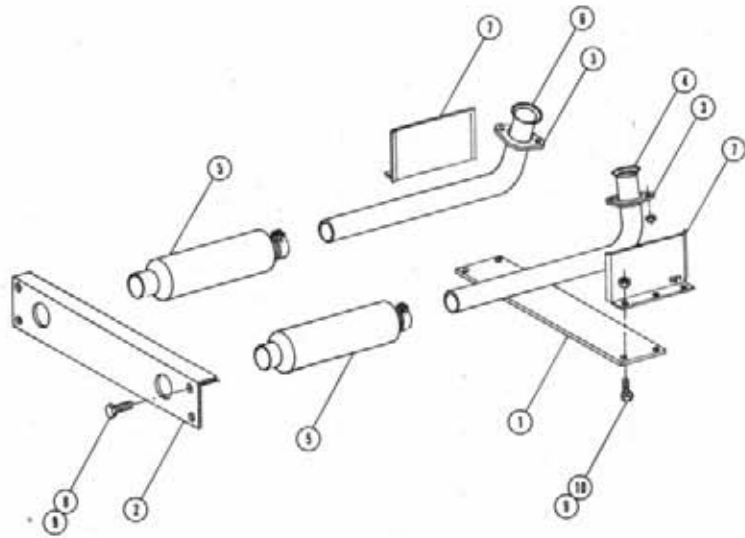
Det.	Qty.	P/N	Description
*1	1	314530	Radiator, <i>LDN6</i>
2	1	314409	Radiator-Oil Cooler Mount Weldment
3	1	618008	Oil Cooler
4	1	610305	3/4 NPT-90°-3/4 NJIC
5	1	505200	1 NPT-90° Street Elbow
6	1	504702	3/4 NPT Close Nipple
7	1	505213	1 NPT to 3/4 NPT Reducer
8	1	610300	3/4 NPT x 3/4 NJIC
9	1	610138	1 NPT-90°-1 Hose Barb
10	6	900064	5/16 UNC x 3/4 Hex Bolt
11	6	914002	5/16 Lock Nut
12	6	920001	5/16 Flat Washer
13	14	900128	3/8 UNC x 3/4 Hex Bolt
14	10	920002	3/8 Flat Washer
*15	1	314753	Radiator Shroud-Diesel Engine
16	4	914004	3/8 UNC Lock Nut
17	1	319559	Drip Cock
18	1	319257	Radiator Cap
*19	1	314407	Radiator Shroud-Gas Engine
20	1	504955	3/4 NPT Pipe Tee
21	4	470006	1/4 UNC Nutsert
22	4	656999	Rubber Hook Anchor Bracket
23	4	656990	Rubber Hook
24	4	900000	1/4 UNC x 1/2 Hex Bolt
25	4	900005	1/4 UNC x 1 1/2 Hex Bolt
26	10	914000	1/4 UNC Lock Nut
27	1	314767	Radiator Recovery Tank
28	2	900003	1/4 UNC x 1 Hex Bolt
*29	1	314439	Radiator <i>General</i>
*30	1	314440	Radiator Shroud-Gas Engine
*31	1	314768	Radiator Shroud-Diesel Engine
*32	1	314443	Radiator-Oil Cooler Mount Weldment

NOTE: Items 1, 2, 15 and 19 are used with serial no. 075838001 through 075838025.  
 Items 29, 30, 31, and 32 are used with serial no. 075838026 through 075838150.



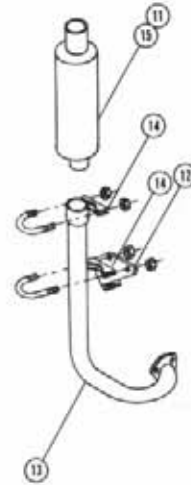
AIR INTAKE ASSEMBLY

Det.	Qty.	P/N	Description
1	1	341379	Bottom Air Intake Plate Weldment
2	12'	193022	Stickertite
3	1	314397	Air Intake Weldment
4	12	485053	3/16 x 3/8 Pop Rivet
5	4	920010	#10 Flat Washer
6	4	656997	Rubber Hook Bracket
7	4	914000	1/4 UIC Lock Nut
8	4	900002	1/4 UIC x 3/4 Hex Bolt
9	4	920000	1/4 SAE Flat Washer



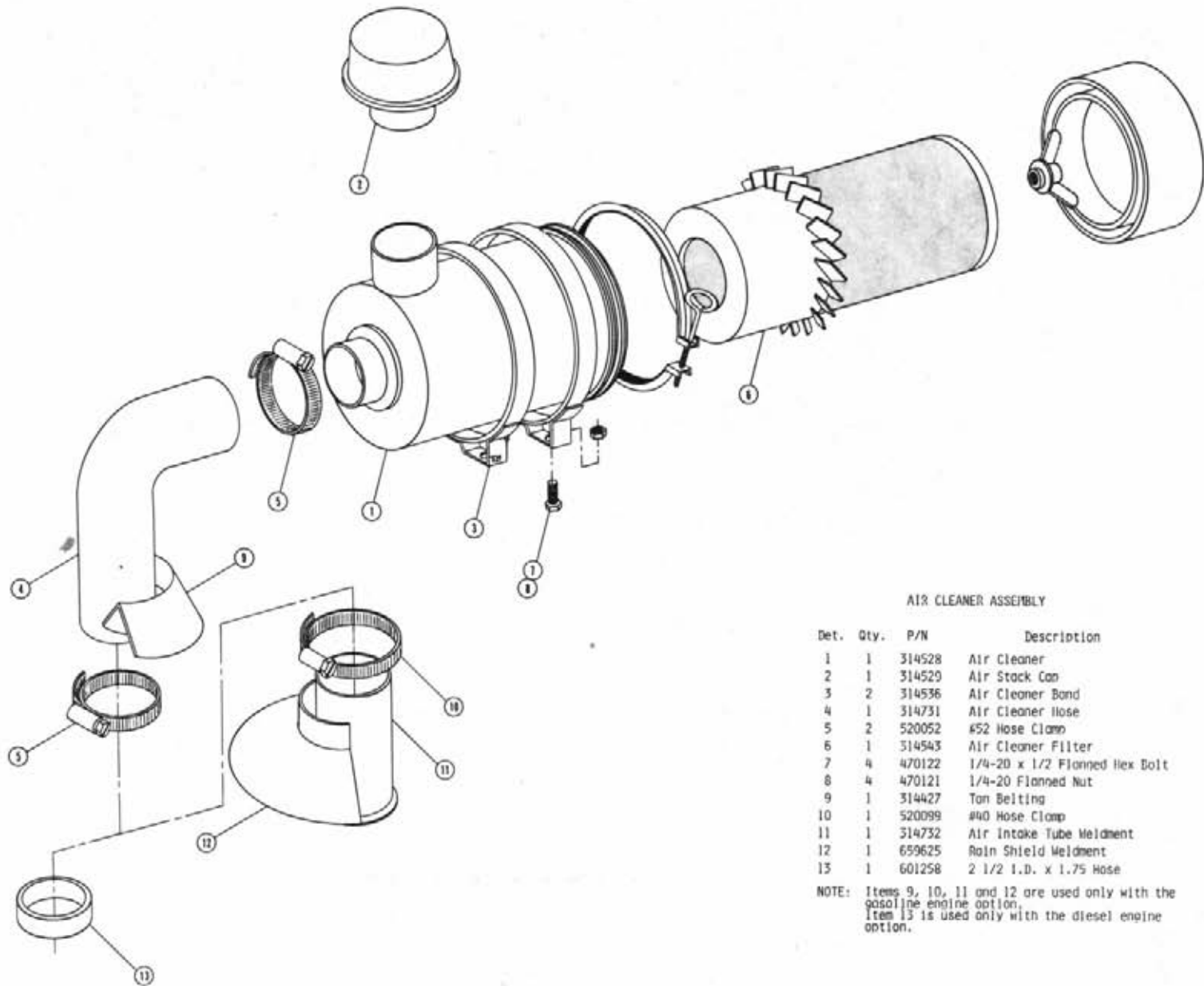
GAS ENGINE EXHAUST PIPE ASSEMBLY

Det.	Qty.	P/N	Description
1	1	361189	Main Frame Tie Plate
2	1	361190	Main Frame Rear Tie Angle
3	2	314735	Exhaust Pipe Flange
4	1	314425	Right Exhaust Pipe
5	2	319287	Muffler
6	1	314736	Left Exhaust Pipe
7	2	341359	Heat Shield
8	4	900265	1/2 UNC x 1 1/2 Hex Bolt
9	8	914008	1/2 UNC Lock Nut
10	4	900264	1/2 UNC x 1 1/4 Hex Bolt



DIESEL ENGINE EXHAUST PIPE ASSEMBLY

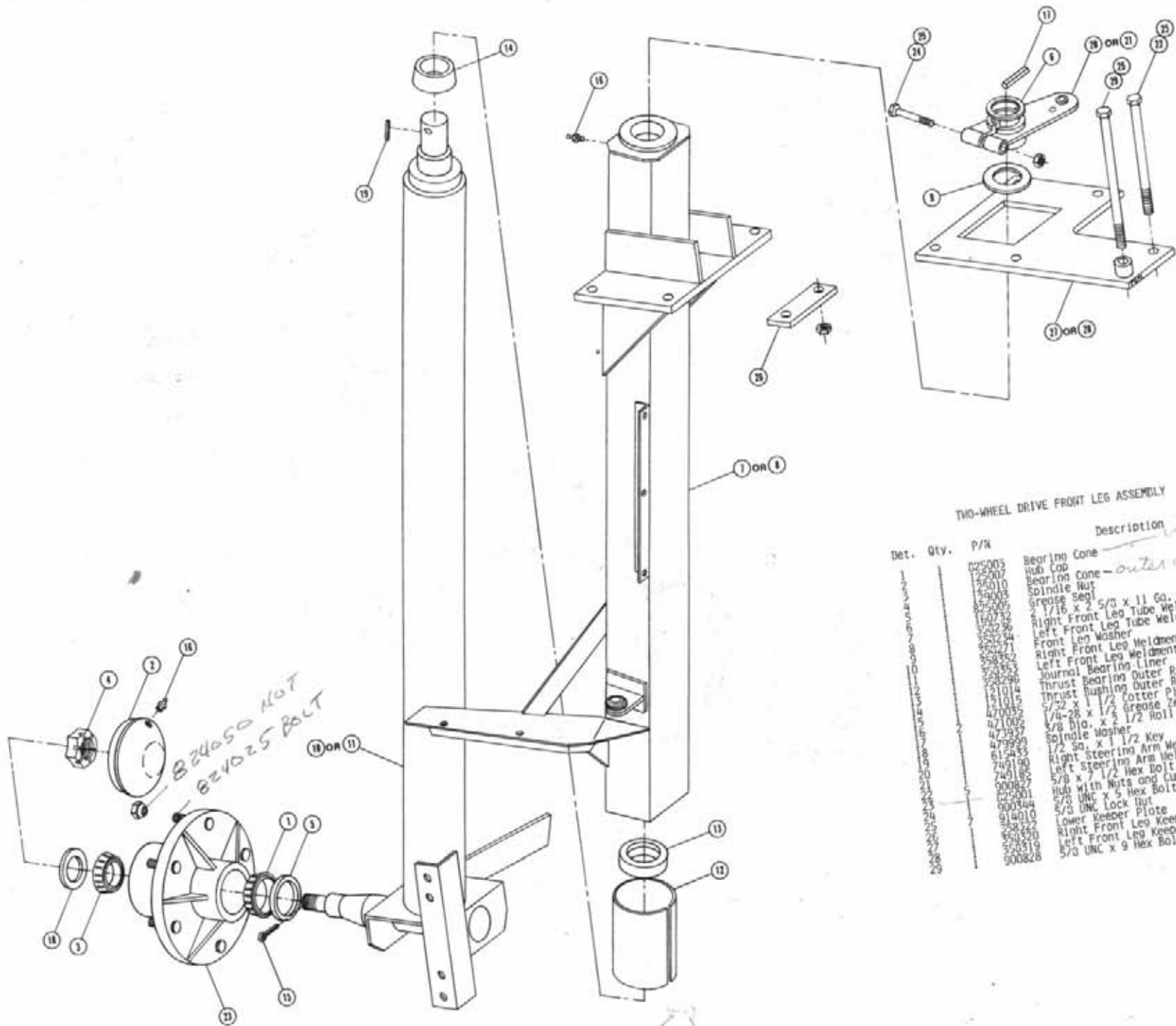
Det.	Qty.	P/N	Description
11	1	314537	Rain Cap
12	1	314756	Exhaust Pipe Mounting Bracket
13	1	314759	Exhaust Pipe Weldment
14	2	472216	2.50 Muffler Clamp
15	1	314554	Muffler



AIR CLEANER ASSEMBLY

Det.	Qty.	P/N	Description
1	1	314528	Air Cleaner
2	1	314529	Air Stack Can
3	2	314536	Air Cleaner Band
4	1	314731	Air Cleaner Hose
5	2	520052	#52 Hose Clamp
6	1	314543	Air Cleaner Filter
7	4	470122	1/4-20 x 1/2 Flanged Hex Bolt
8	4	470121	1/4-20 Flanged Nut
9	1	314427	Ton Belting
10	1	520099	#40 Hose Clamp
11	1	314732	Air Intake Tube Weldment
12	1	659625	Rain Shield Weldment
13	1	601258	2 1/2 I.D. x 1.75 Hose

NOTE: Items 9, 10, 11 and 12 are used only with the gasoline engine option.  
Item 13 is used only with the diesel engine option.



TWO-WHEEL DRIVE FRONT LEG ASSEMBLY

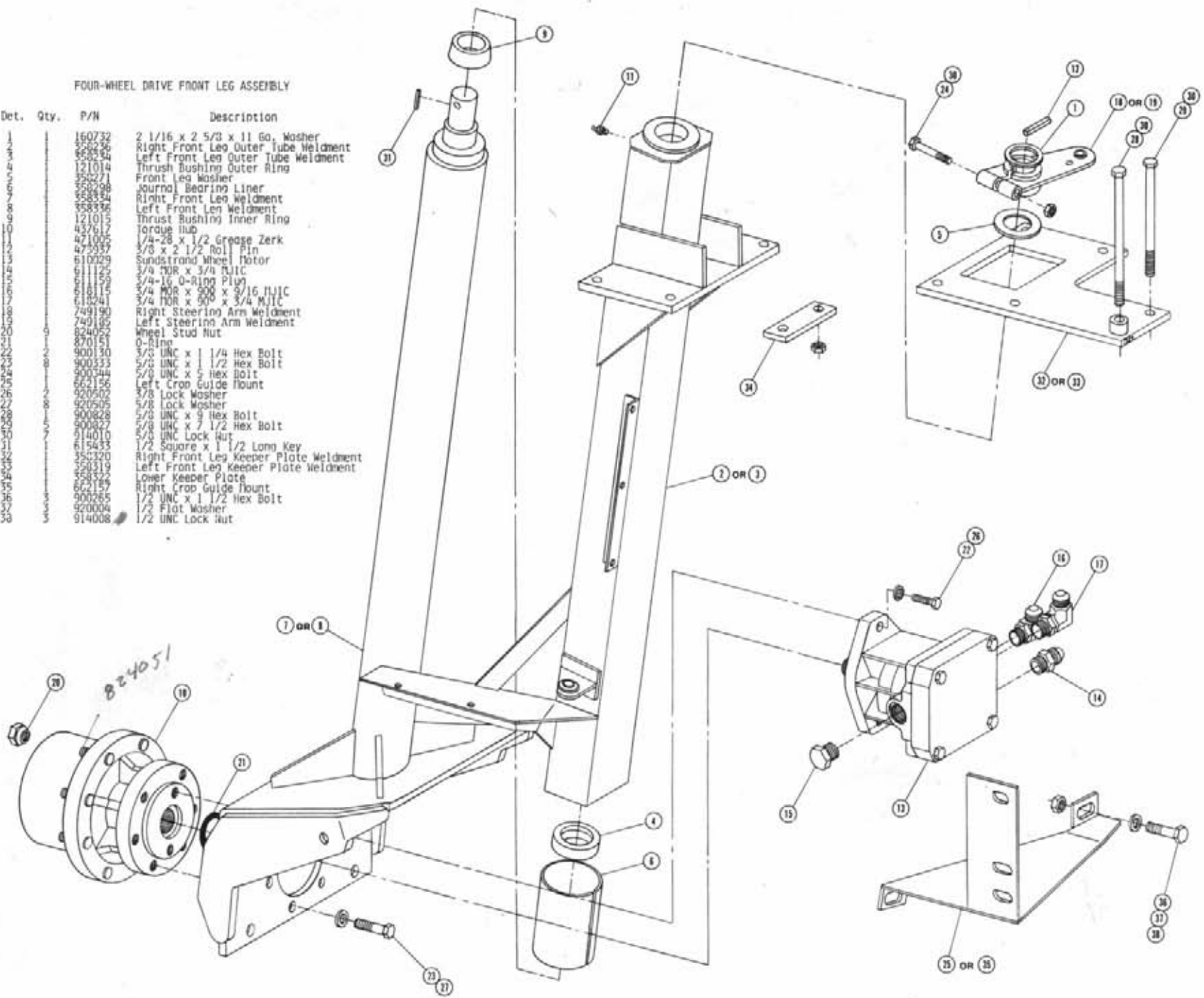
Det.	Qty.	P/R	Description
025003			Bearing Cone
25007			Hub Cap
25010			Bearing Cone - outer cup 825004
25003			Spindle Nut
825005			Grease Seal
140732			2 1/16 x 2 5/8 x 11 Ga. Washer
250236			Right Front Leg Tube Weldment
250234			Left Front Leg Tube Weldment
250271			Front Front Leg Weldment
250252			Left Front Leg Weldment
250353			Journal Bearing Liner
250290			Thrust Bearing Outer Ring
121014			Thrust Washer Outer Ring
420035			5/32 x 1 1/2 Cotter Pin
421002			1/4-28 x 1/2 Grease Zerk
420327			3/8 Dia. x 2 1/2 Roll Pin
420327			Spindle Washer
420327			1/2 Sq. x 1 1/2 Key
615433			Right Steering Arm Weldment
749190			Left Steering Arm Weldment
749185			5/8 x 7 1/2 Hex Bolt
900827			Hub with Nuts and Cups
825001			5/8 UNC x 5 Hex Bolt
900344			5/8 UNC Lock Nut
914010			Lower Keeper Plate
853322			Right Front Leg Keeper Plate Weldment
853320			Left Front Leg Keeper Plate Weldment
533319			5/8 UNC x 9 Hex Bolt
900828			

SPINDLE 825002



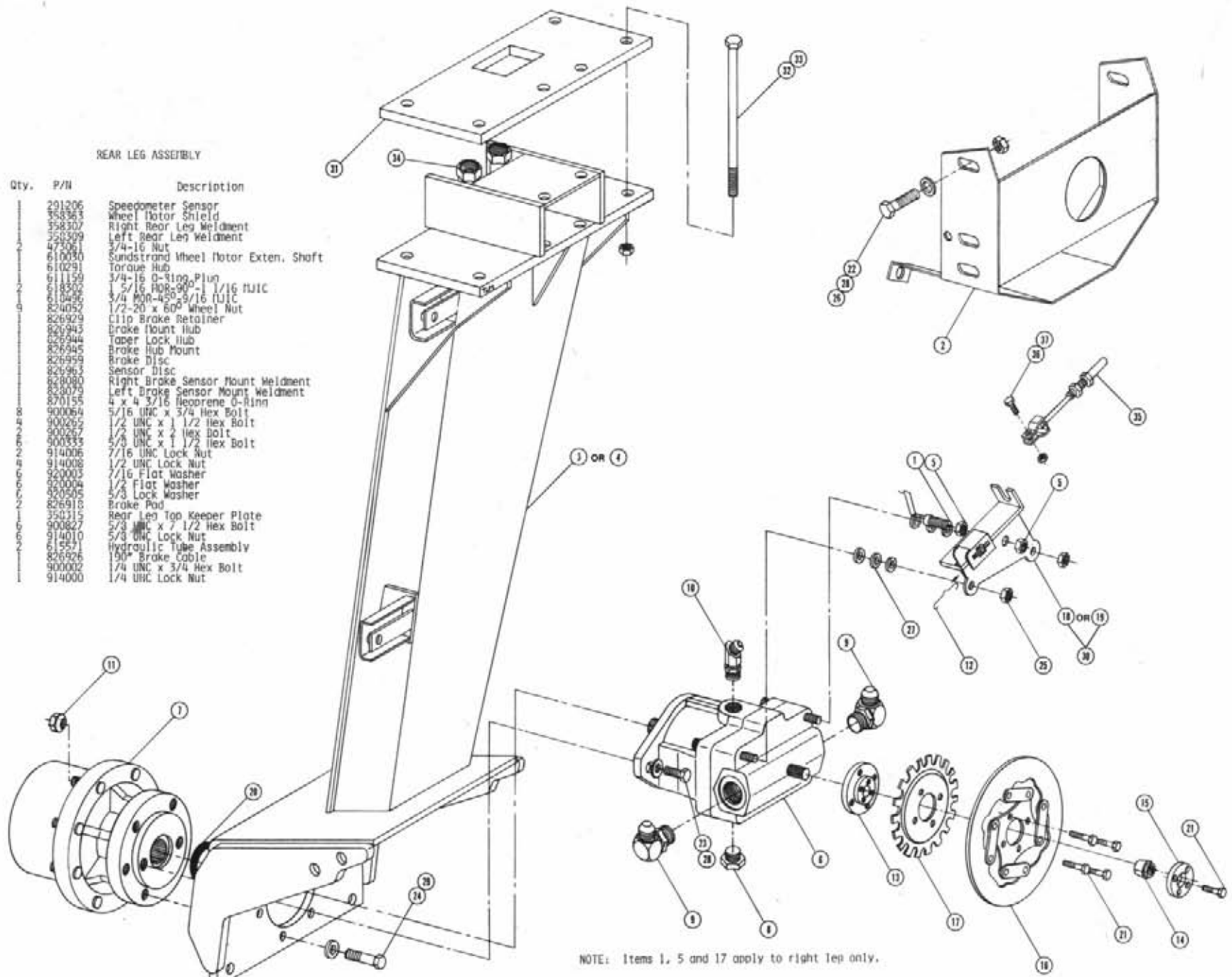
FOUR-WHEEL DRIVE FRONT LEG ASSEMBLY

Det.	Qty.	P/N	Description
1		160732	2 1/16 x 2 5/8 x 11 Ga. Washer
2		958236	Right Front Leg Outer Tube Weldment
3		958234	Left Front Leg Outer Tube Weldment
4		121014	Thrust Bushing Outer Ring
5		350271	Front Leg Washer
6		350298	Journal Bearing Liner
7		958334	Right Front Leg Weldment
8		958336	Left Front Leg Weldment
9		121015	Thrust Bushing Inner Ring
10		437617	Storage Hub
11		471005	1/4-28 x 1 1/2 Grease Zerk
12		475337	3/8 x 2 1/2 Roll Pin
13		610029	Sundstrand Wheel Motor
14		611125	3/4 MOR x 3/4 NJIC
15		611159	3/4-16 O-Ring Plug
16		611155	3/4 MOR x 900 x 9/16 NJIC
17		611241	3/4 MOR x 900 x 3/4 NJIC
18		749190	Right Steering Arm Weldment
19		749185	Left Steering Arm Weldment
20		824052	Wheel Stud Nut
21		870151	O-Ring
22		900130	3/8 UNC x 1 1/4 Hex Bolt
23		900333	5/8 UNC x 1 1/2 Hex Bolt
24		900344	5/8 UNC x 5 Hex Bolt
25		900345	5/8 UNC x 7 Hex Bolt
26		922156	Left Crop Guide Mount
27		920502	3/8 Lock Washer
28		920505	5/8 Lock Washer
29		900828	5/8 UNC x 9 Hex Bolt
30		900827	5/8 UNC x 7 1/2 Hex Bolt
31		914010	5/8 UNC Lock Nut
32		615433	1/2 Square x 1 1/2 Long Key
33		350320	Right Front Leg Keeper Plate Weldment
34		350319	Left Front Leg Keeper Plate Weldment
35		625189	Lower Keeper Plate
36		900265	Right Crop Guide Mount
37		920004	1/2 UNC x 1 1/2 Hex Bolt
38		914008	1/2 UNC Lock Nut

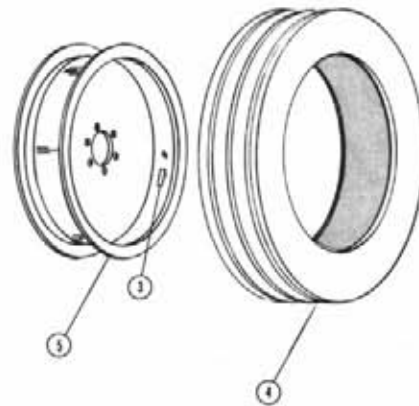
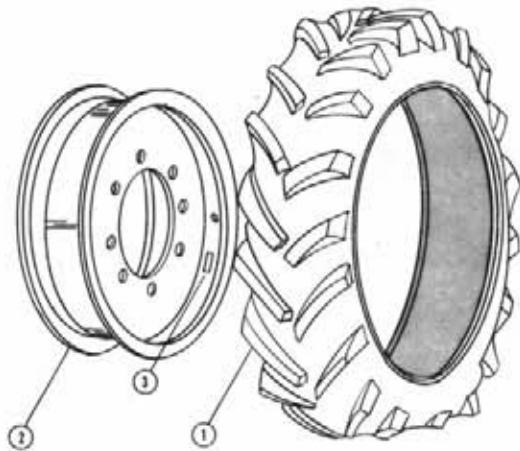


REAR LEG ASSEMBLY

Det.	Qty.	P/N	Description
1		201206	Speedometer Sensor
2		358363	Wheel Motor Shield
3		358307	Right Rear Leg Weldment
4		358309	Left Rear Leg Weldment
5		473061	3/4-16 Nut
6		610030	Sundstrand Wheel Motor Exten. Shaft
7		610291	Torque Hub
8		611159	3/4-16 O-Ring Plug
9		618302	5/16 HOR 90° 1/16 HUIIC
10		610496	3/4 HOR 45° 3/16 HUIIC
11		824052	1/2-20 x 60° Wheel Nut
12		826929	Clip Brake Retainer
13		826943	Brake Mount Hub
14		826944	Taper Lock Hub
15		826945	Brake Hub Mount
16		826959	Brake Disc
17		826963	Sensor Disc
18		828080	Right Brake Sensor Mount Weldment
19		828079	Left Brake Sensor Mount Weldment
20		870155	4 x 4 3/16 Neoprene O-Ring
21		900064	5/16 UNC x 3/4 Hex Bolt
22		900262	1/2 UNC x 1 1/2 Hex Bolt
23		900262	1/2 UNC x 1 Hex Bolt
24		900333	5/8 UNC x 1 1/2 Hex Bolt
25		914006	7/16 UNC Lock Nut
26		914008	1/2 UNC Lock Nut
27		920003	7/16 Flat Washer
28		920004	1/2 Flat Washer
29		920505	5/8 Lock Washer
30		826918	Brake Pad
31		350315	Rear Leg Top Keeper Plate
32		900827	5/8 UNC x 7 1/2 Hex Bolt
33		914010	5/8 UNC Lock Nut
34		915571	Hydraulic Tube Assembly
35		826926	90° Brake Cable
36		900002	1/4 UNC x 3/4 Hex Bolt
37		914000	1/4 UNC Lock Nut

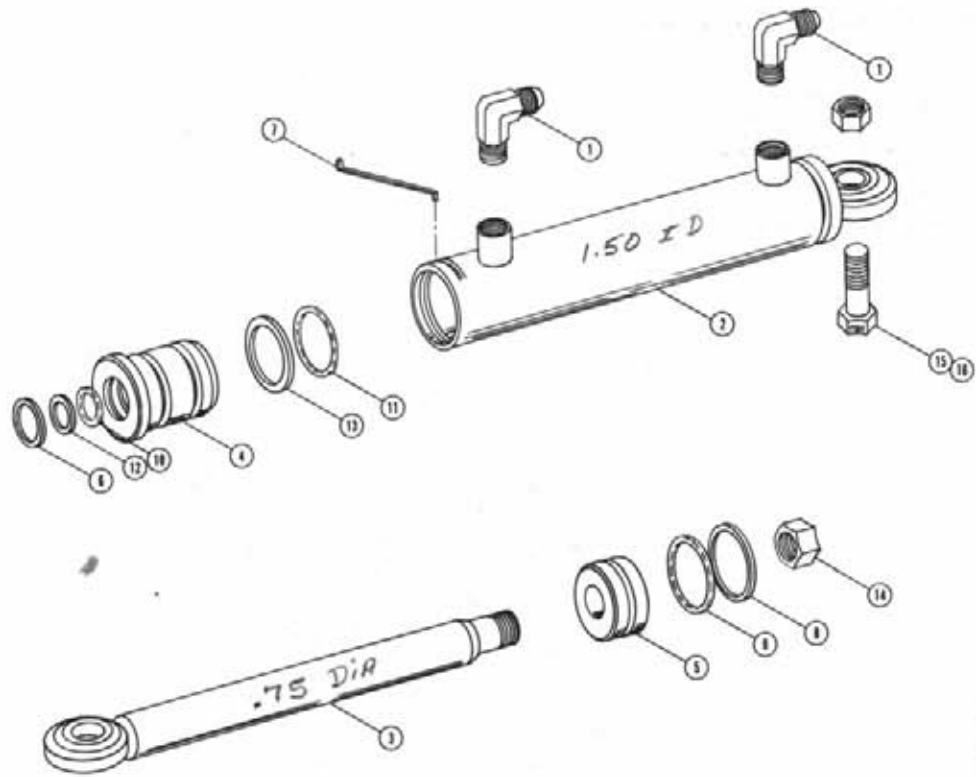


NOTE: Items 1, 5 and 17 apply to right leg only.



TIRE AND RIM ASSEMBLY

Det.	Qty.	P/N	Description
1	1	820201	11.2 x 24 Tractor Tire
2	1	820600	Rim Weldment
3	2	650985	Wheel Bolt Torque Decal
4	1	820611	Front Tire 9.00 x 24
5	1	820009	Front Rim Weldment

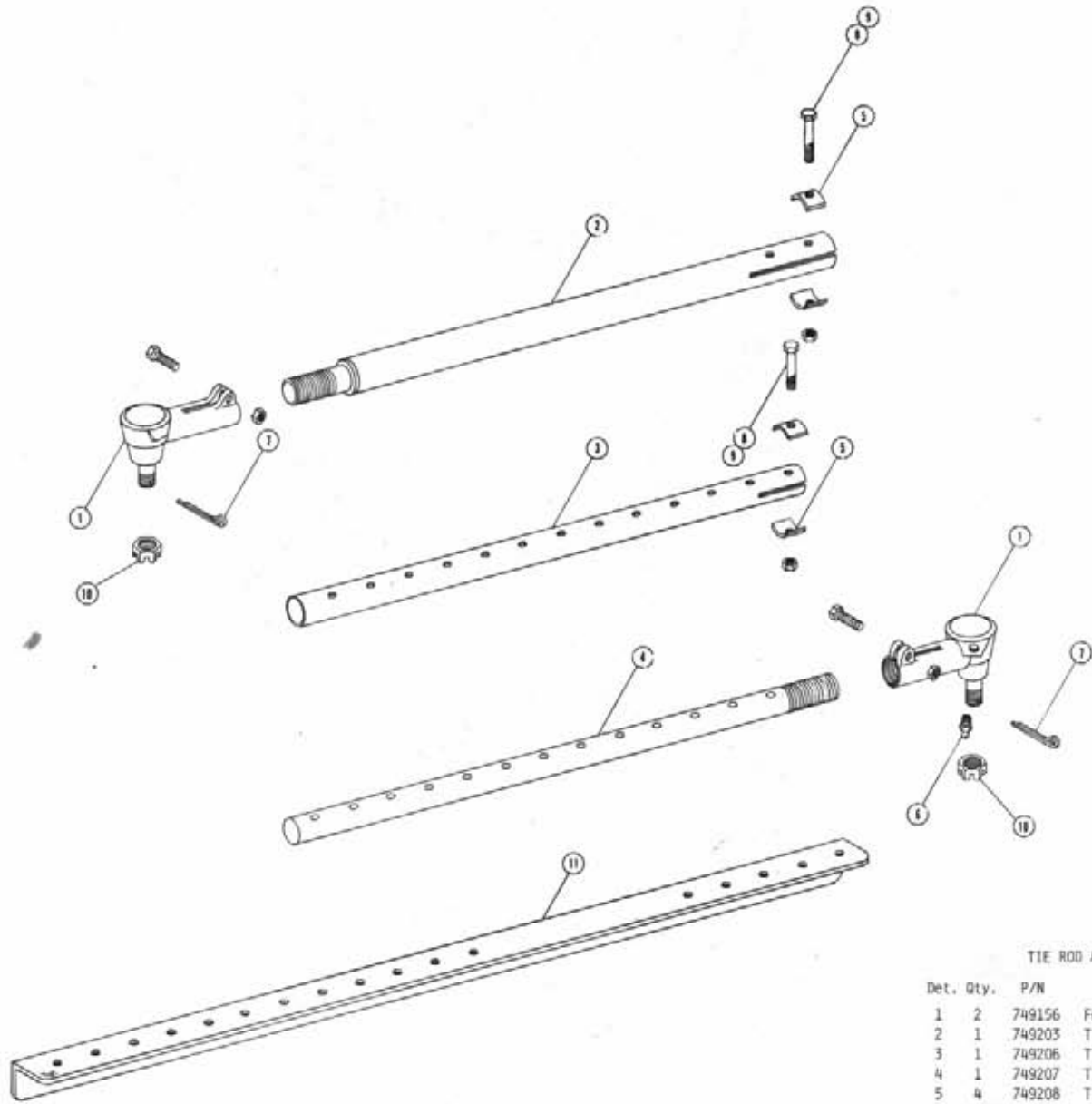


STEERING CYLINDER ASSEMBLY

Det.	Qty.	P/N	Description
1	2	61122	1/4 NPT-90-9/16 Male Elbow
2		62046	Steering Cylinder Tube Weld
3		62048	Steering Cylinder Shaft Weld
4		62027	Bearing
5		62022	Piston
6		62028	Wiper
7		629529	Lock Ring
8		629616	Piston Seal
9		870025	1 3/16 x 1 5/16 O-Ring
10		870210	3/4 x 1 Neoprene O-Ring
11		870218	1 1/4 x 1 1/2 Neoprene O-Ring
12		890210	3/4 x 1 Back-Up Washer
13		890218	1 1/4 x 1 1/2 Back-Up Washer
14		914009	1/2 UNC Lock Nut
15		900337	5/8 UNC x 2 3/4 Hex Bolt
16		914010	5/8 UNC Lock Nut

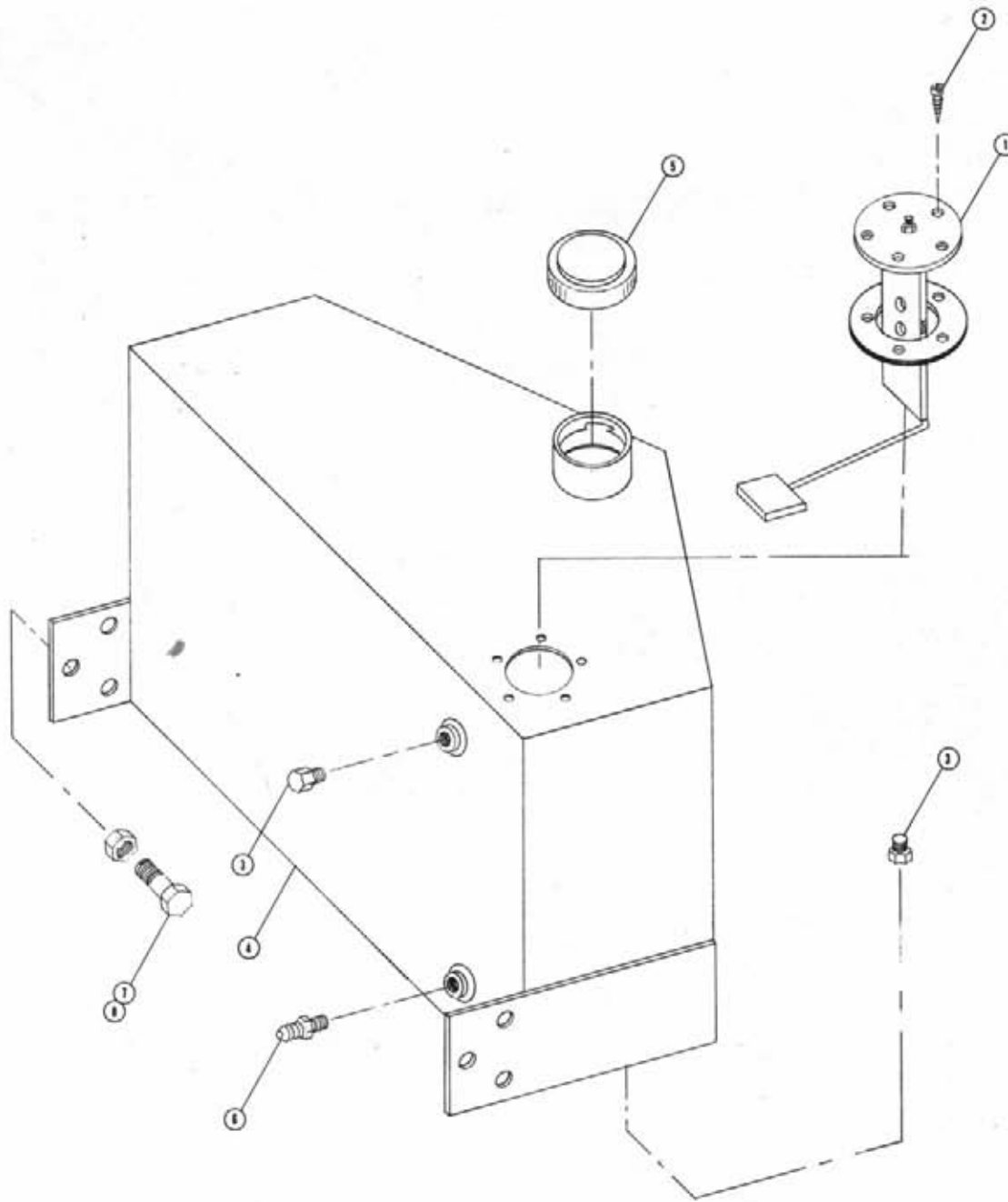
Note: Cylinder Assembly With Fittings - 620145

620998 Seal Kit



TIE ROD ASSEMBLY

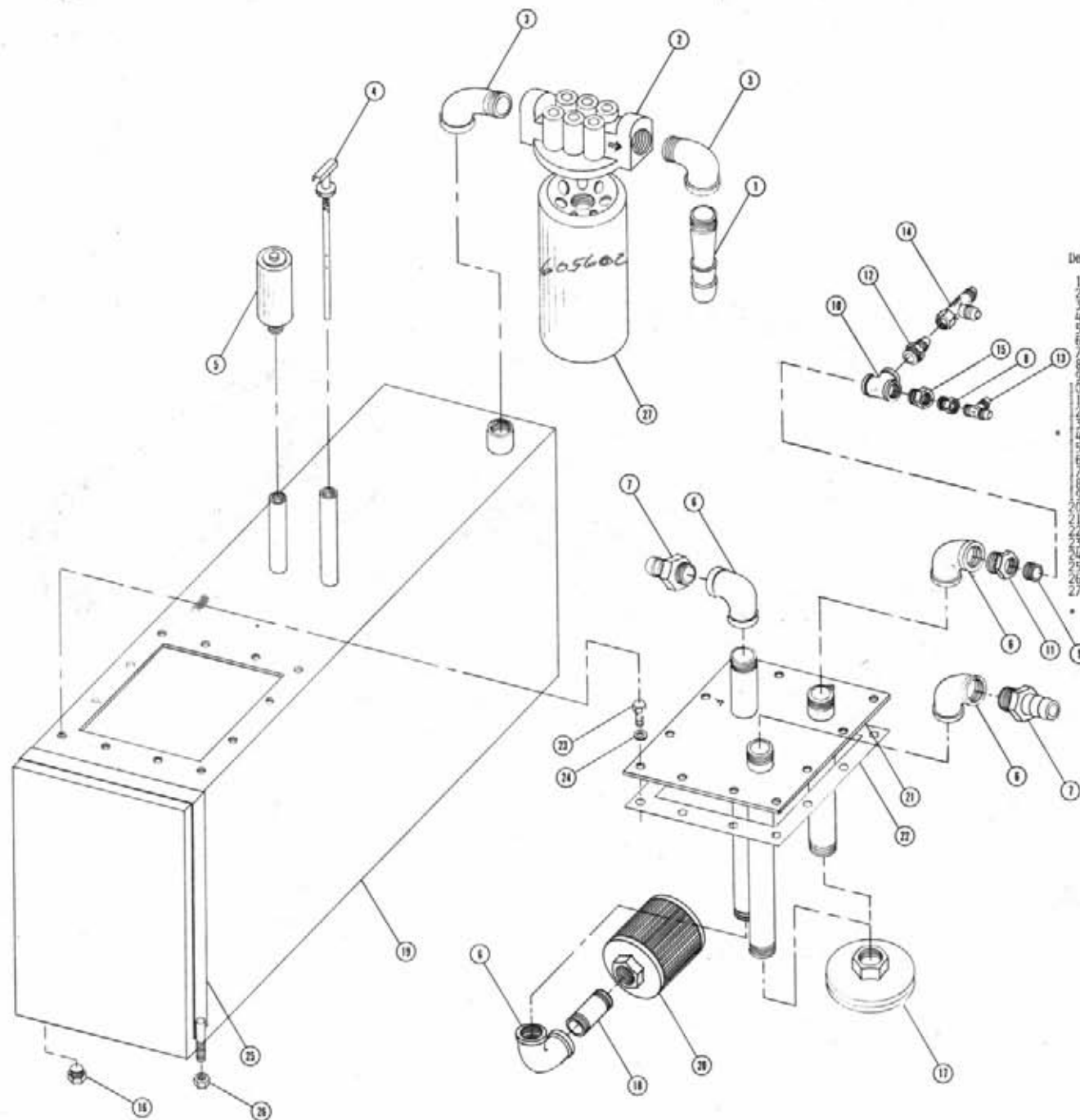
Det.	Qty.	P/N	Description
1	2	749156	Female Socket Assembly
2	1	749203	Tie Rod Outer Tube Weldment
3	1	749206	Tie Rod Inner Tube
4	1	749207	Tie Rod Inner Shaft
5	4	749208	Tie Rod Clamp
6	2	471021	Grease Zerk
7	2	470032	1/8 X 1 1/2 Cotter Pin
8	2	900135	3/8 UNC X 2 3/4 Hex Bolt
9	2	914004	3/8 UNC Lock Nut
10	2	822040	5/8 UNF Slotted Hex Nut
11	1	749214	Tie Rod Stiffener Angle



FUEL TANK ASSEMBLY

Det.	Qty.	P/N	Description
1	1	291428	Fuel Sender
2	5	473902	No. 8 x 1/2 Pan Head Screw
3	2	501102	1/4 Pipe Plug
4	1	760091	Fuel Tank Weldment
5	1	761200	Gas Cap
6	1	783303	1/4 x 5/16 Hose Barb
7	6	900264	1/2 x 1 1/4 Bolt
8	6	914008	1/2 UNC Lock Nut

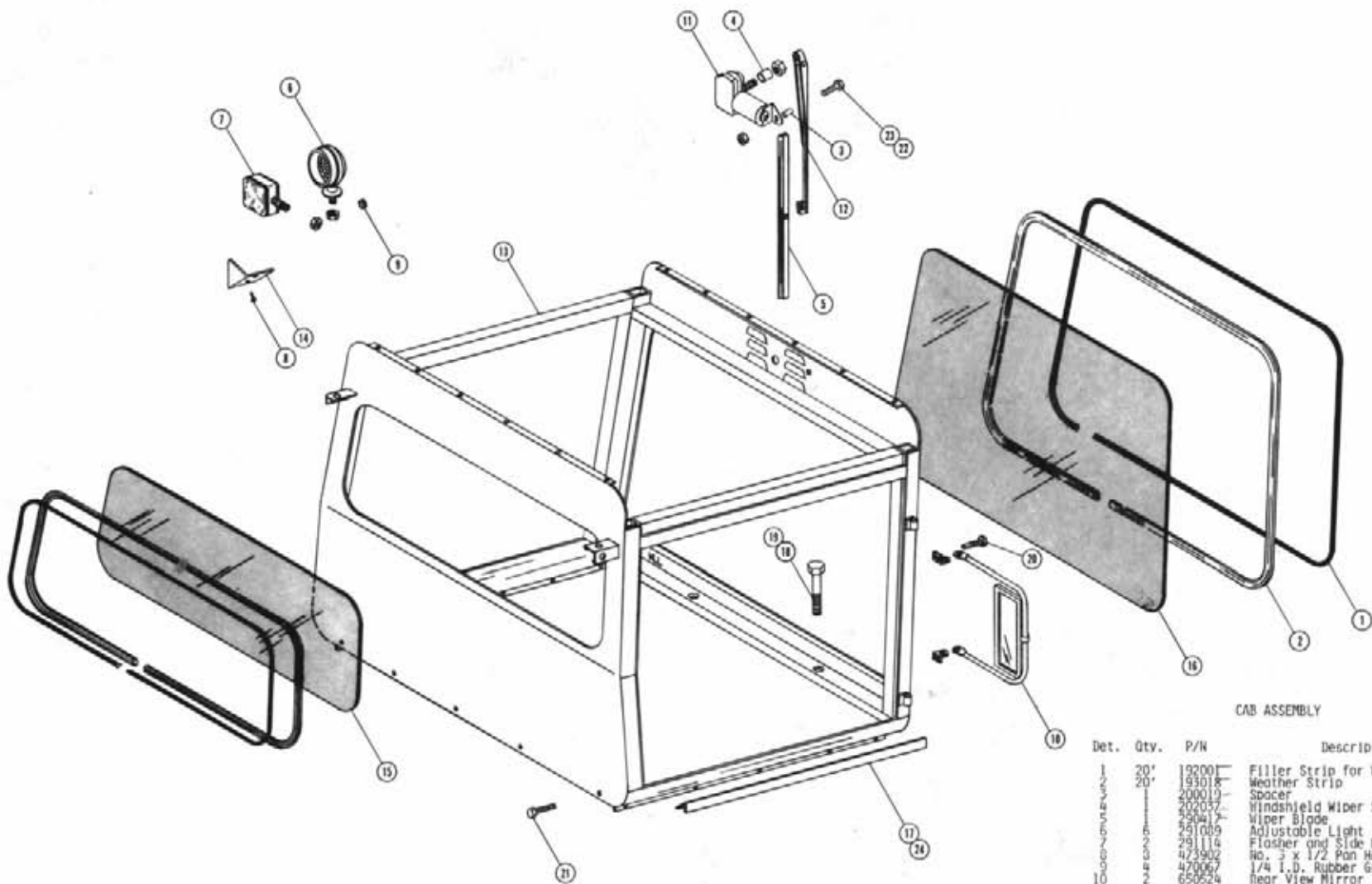
NOTE: Parts shown are for gas option. For Diesel option one of 501102 - 1/4 Pipe Plug, will be replaced by one of 783303 - 1/4 x 5/16 Hose Barb for fuel return hose.



HYDRAULIC TANK ASSEMBLY

Det.	Qty.	P/W	Description
1	1	715664	1 1/4 NPT x 1" Hose Barb
2	1	605601	Gresen Filter
3	2	506410	1 1/4 NPT-90° Street Elbow
4	1	614453	Oil Dip Stick
5	1	611051	3/4 NPT Pressure Cap
6	4	505300	1" NPT-90° Elbow
7	2	219560	1" NPT x 1" Hose Barb
8	1	505000	1/2" to 1/4" Reducer Bushing
9	1	504702	3/4 NPT Close Nipple
10	1	604055	3/4 NPT Pipe Tee
11	1	505213	1 to 3/4 Reducer Bushing
12	1	610300	3/4 NPT x 3/4 MJIC
13	1	610520	1/4 NPT x 9/16 MJIC Tee
14	1	618451	3/4 FJIC Swivel Run Tee
15	1	504210	3/4 to 1/2 Reducer Bushing
16	2	501102	1/4 NPT Pipe Plug
17	1	605603	Line Diffuser
18	1	505205	1 NPT x 1/2 Pipe Nipple
19	1	260097	Hydraulic Oil Tank Weldment
20	1	605600	Michigan Filter
21	1	260090	Receiver Plate Weldment
22	1	263039	Hydraulic Motor Mounting Plate Gasket
23	1	900064	5/16 UNC x 3/4 Hex Bolt
24	2	320001	5/16 SAE Flat Washer
25	2	341360	Oil Tank Stron Weldment
26	4	914004	3/8 UNC Lock Nut
27	1	605601	Gresen Filter Element

\* Two-wheel drive units without agitation omit P/W 618451.



CAB ASSEMBLY

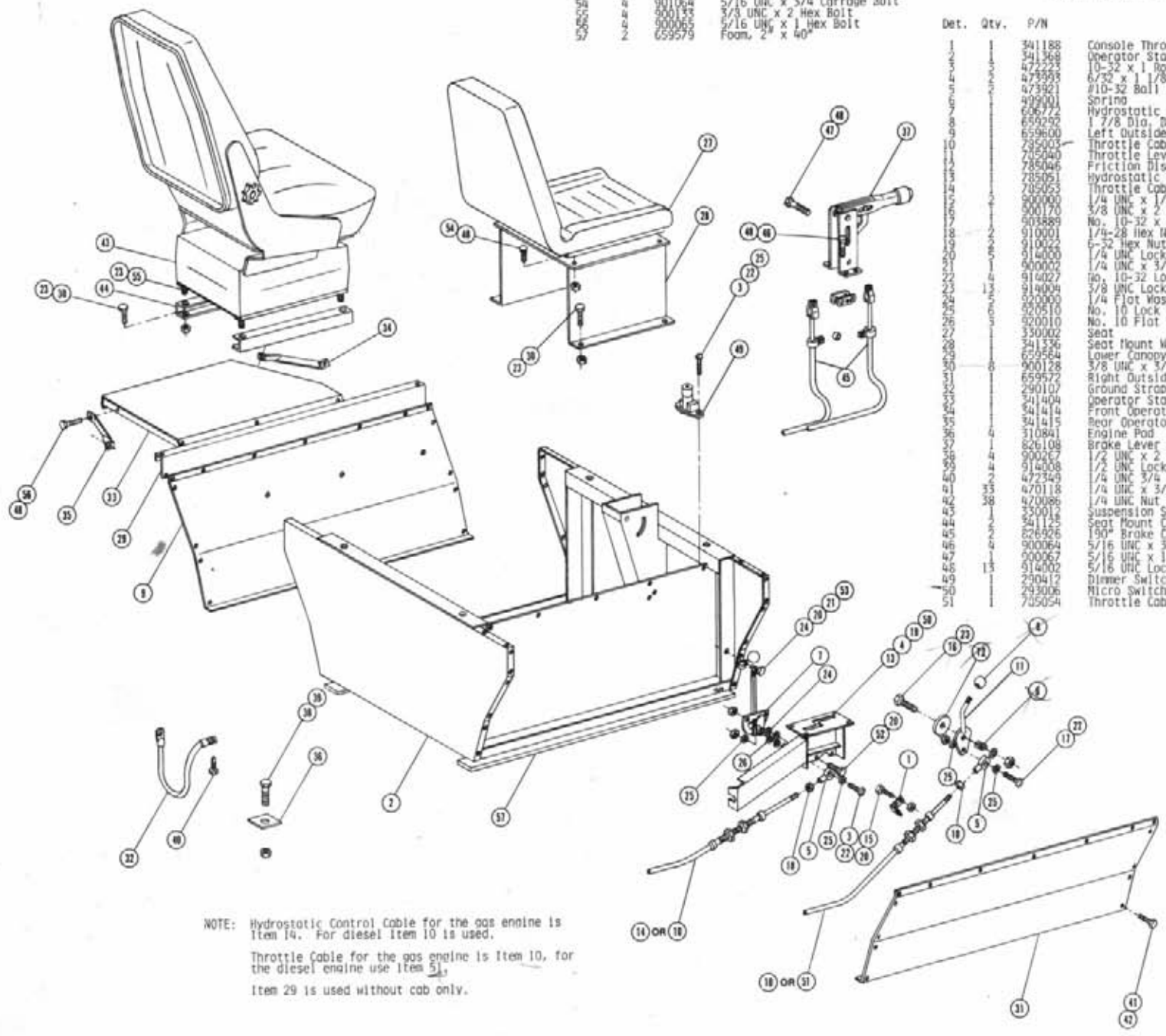
Det.	Qty.	P/N	Description
1	20'	192001	Filler Strip for Weather Strip
2	20'	193018	Weather Strip
3	1	200019	Spacer
4	1	202057	Windshield Wiper Spacer
5	1	250417	Wiper Blade
6	6	581089	Adjustable Light
7	2	291114	Flasher and Side Marker Light
8	3	473902	No. 3 x 1/2 Pan Head Metal Screw
9	4	470067	1/4 I.D. Rubber Grommet
10	2	650524	Rear View Mirror
11	1	658009	Windshield Wiper Motor
12	1	658013	Wiper Arm
13	1	659402	Cab Weldment
14	4	659421	Worklight Bracket Cover
15	1	659424	Rear Cab Glass
16	1	659425	Front Cab Glass
17	2	659467	Cab Foam Keeper Angle
18	4	900270	1/2 UNC x 3 Hex Bolt
19	4	914000	1/2 UNC Lock Nut
20	8	472349	1/4 x 3/4 Self-Tapping Screw
21	10	470118	1/4 UNC x 3/4 Flanged Bolt
22	1	914000	1/4 UNC Lock Nut
23	1	900005	1/4 UNC x 1 1/2 Hex Bolt
24	10	485052	1/8 x 3/8 Pop Rivet



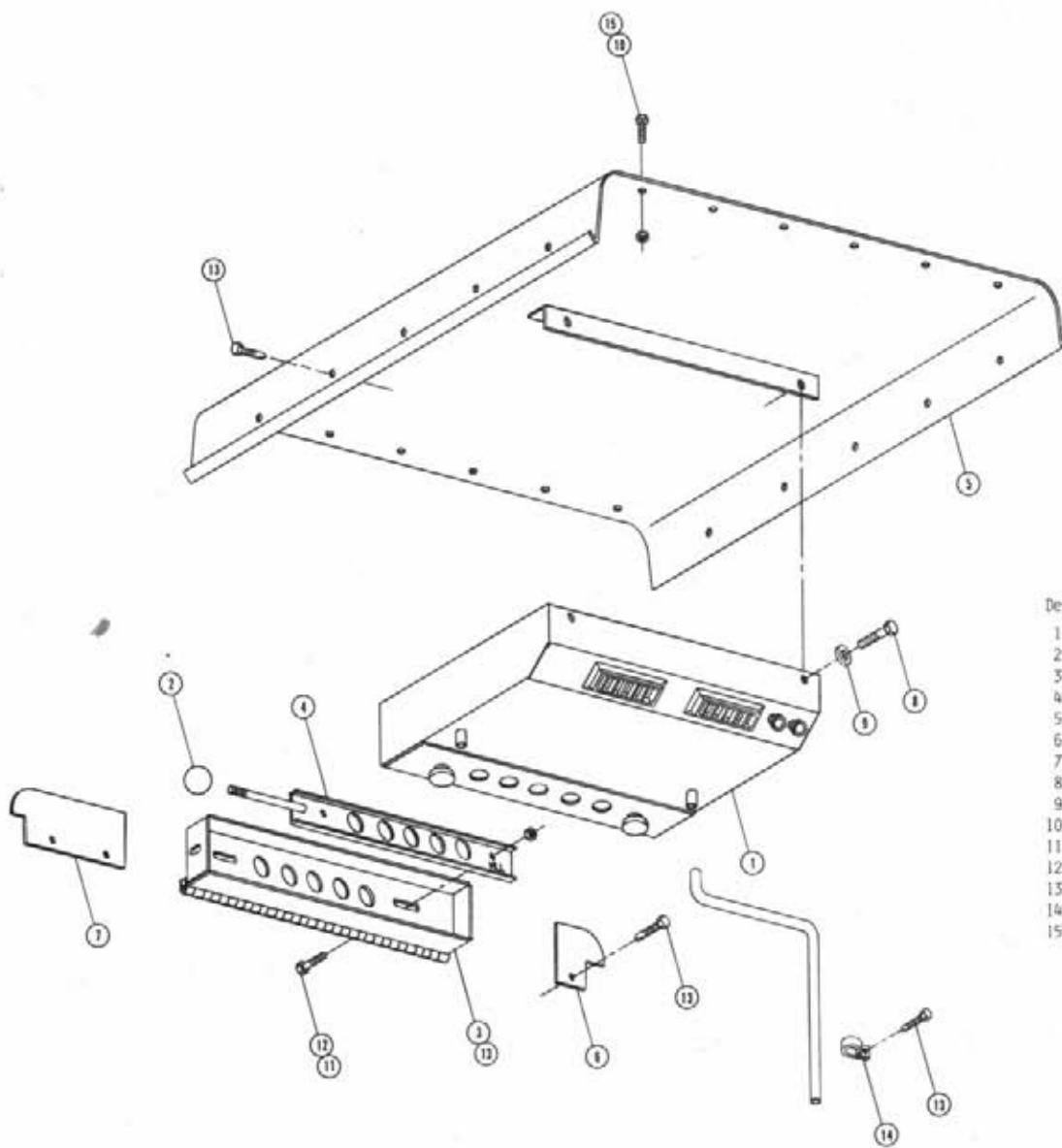
5	2	900003	1/4 UNC x 1 Hex Bolt
525525	4	520121	Cushion Hose Clamp
525526	4	901064	5/16 UNC x 3/4 Carriage Bolt
525527	4	900133	5/8 UNC x 2 Hex Bolt
525528	2	900065	5/16 UNC x 1 Hex Bolt
		659579	Foam, 2" x 4"

OPERATOR STATION ASSEMBLY

Det.	Qty.	P/N	Description
1	1	341188	Console Throttle Cable Mount Annie
2	1	341368	Operator Station Weldment
3	1	472223	10-32 x 1 Round Head Machine Screw
4	4	473588	6/32 x 1 1/8 Hex Head Machine Screw
5	1	473921	#10-32 Ball Joint
6	1	499001	Springs
7	1	606772	Hydrostatic Control Head
8	1	659292	1 7/8 Dia. Ball Knob
9	1	659600	Left Outside Station Panel
10	1	735305	Throttle Cable 120"
11	1	735340	Throttle Lever Weldment
12	1	785046	Friction Disc
13	1	785051	Hydrostatic Control Mt. Weldment
14	1	785053	Throttle Cable 95"
15	1	900000	1/4 UNC x 1/2 Hex Bolt
16	1	900170	3/8 UNC x 2 1/4 Hex Bolt
17	1	903889	No. 10-32 x 3/4 Round Head Machine Screw
18	1	910001	1/4-28 Hex Nut
19	1	910002	6-32 Hex Nut
20	1	914000	1/4 UNC Lock Nut
21	1	914002	1/4 UNC x 3/4 Hex Bolt
22	4	916027	10, 10-32 Lock Nut
23	13	919004	3/8 UNC Lock Nut
24	1	920000	1/4 Flat Washer
25	1	920510	No. 10 Lock Washer
26	1	920010	No. 10 Flat Washer
27	1	330002	Seat
28	1	341336	Seat Mount Weldment
29	1	659564	Lower Canopy Deflector
30	1	900128	3/8 UNC x 3/4 Hex Bolt
31	1	659572	Right Outside Station Panel
32	1	290107	Ground Strap
33	1	341404	Operator Station Step Weldment
34	1	341414	Front Operator Station Step Brace
35	1	341415	Rear Operator Station Step Brace
36	4	310841	Engine Pod
37	1	826108	Brake Lever Assembly
38	1	900207	1/2 UNC x 2 Hex Bolt
39	1	914008	1/4 UNC Lock Nut
40	1	472349	1/4 UNC 3/4 Self-Tapping Screw
41	1	470118	1/4 UNC x 3/4 Flanged Hex Bolt
42	38	470086	1/4 UNC Nut Sert
43	1	330012	Suspension Seat
44	1	341126	Seat Mount Channel
45	1	826926	190" Brake Cable
46	4	900064	5/16 UNC x 3/4 Hex Bolt
47	1	900067	5/16 UNC x 1 1/2 Hex Bolt
48	13	914002	5/16 UNC Lock Nut
49	1	290412	Dimmer Switch
50	1	293006	Micro Switch
51	1	735054	Throttle Cable 120"

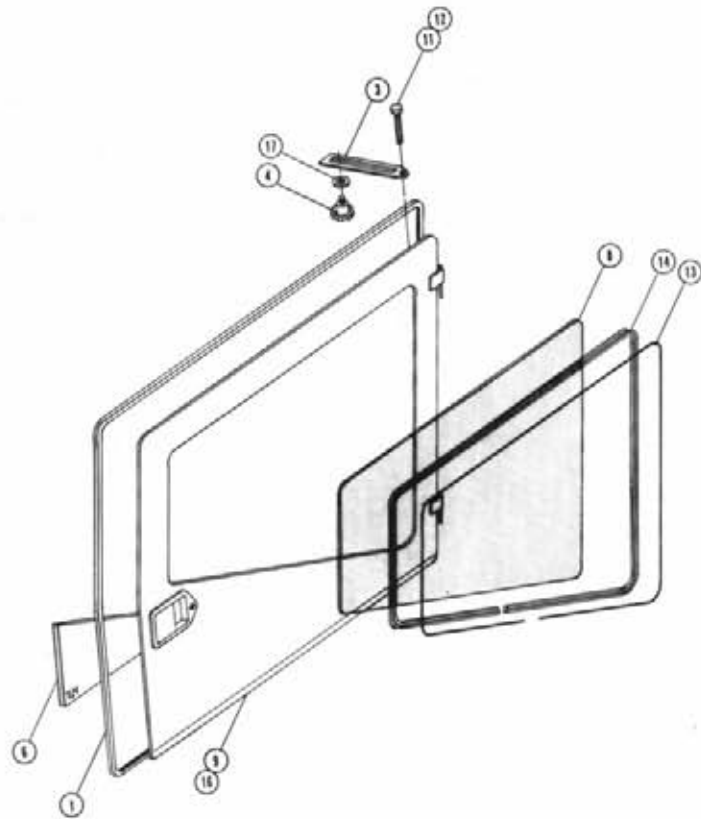
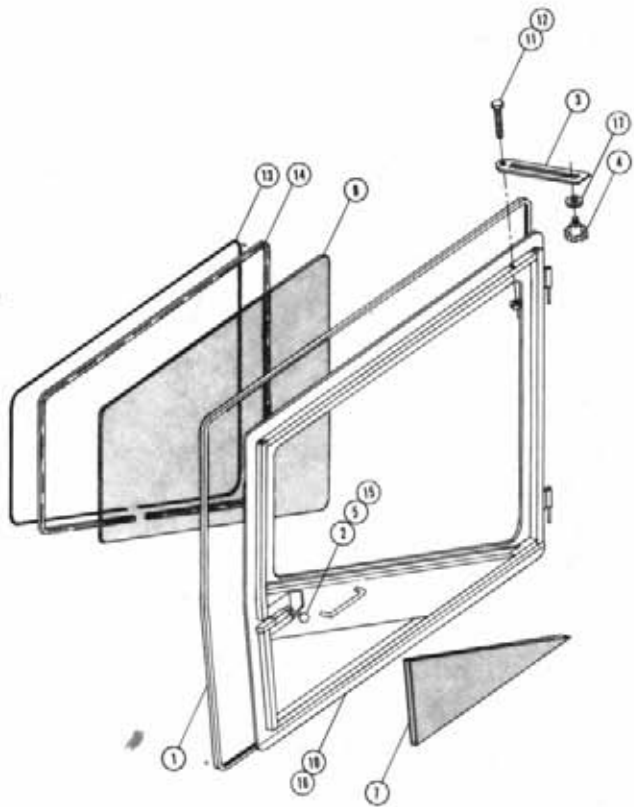


NOTE: Hydrostatic Control Cable for the gas engine is Item 14. For diesel Item 10 is used.  
 Throttle Cable for the gas engine is Item 10, for the diesel engine use Item 51.  
 Item 29 is used without cab only.



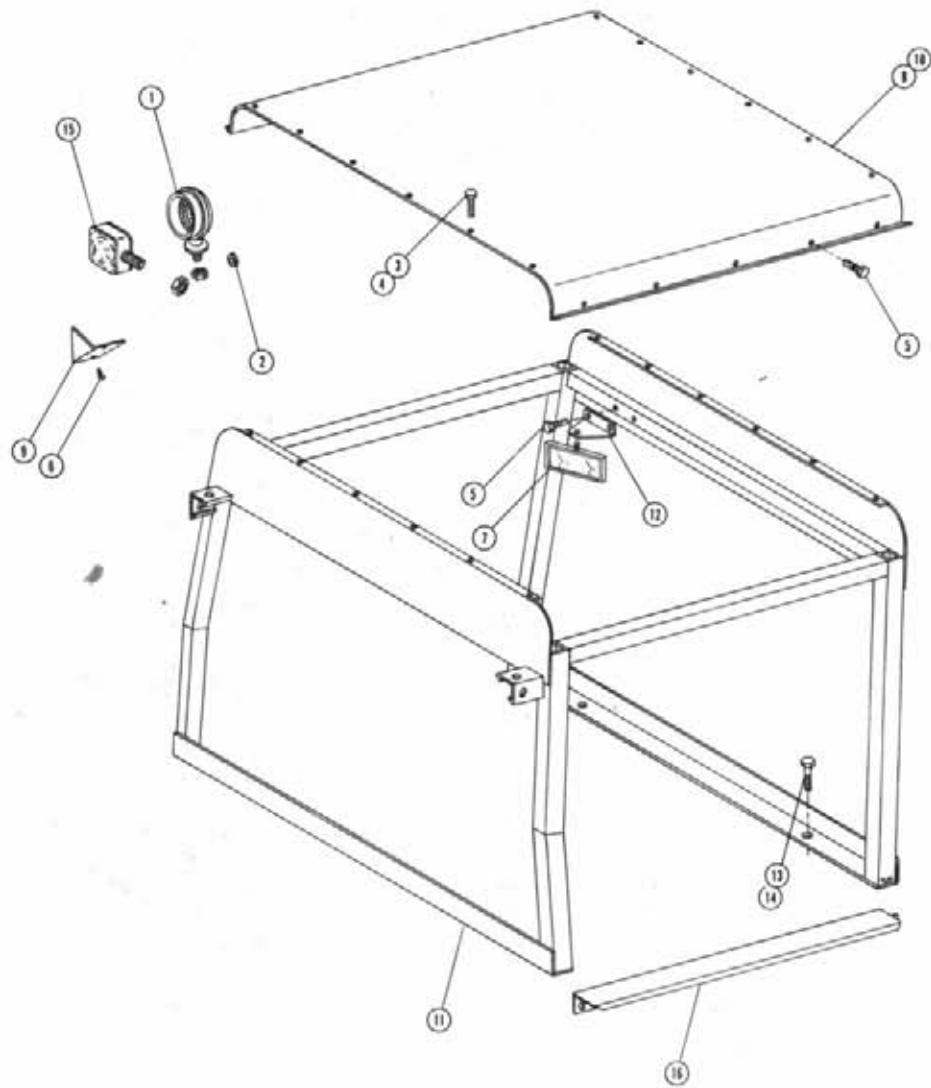
AIR CONDITIONER ASSEMBLY AND ROOF

Det.	Qty.	P/N	Description
1	1	657303	Air Conditioner Evaporator Kit
2	1	659291	3/8 x 1 Ball Knob
3	1	659439	Air Conditioner Housing Mount Weldment
4	1	659442	Outside Air Slide Weldment
5	1	659445	Cab Roof Weldment
6	1	659448	Right Cab Roof Gusset
7	1	759449	Left Cab Roof Gusset
8	2	900130	3/8 UNC x 1 1/4 Hex Bolt
9	2	920002	3/8 SAE Flat Washer
10	12	470118	1/4 UNC x 3/4 Flanged Hex Bolt
11	2	914000	1/4 UNC Lock Nut
12	2	900000	1/4 UNC x 1/2 Hex Bolt
13	19	472349	1/4 x 3/4 Self-Tapping Screw
14	4	520117	5/8 Cushion Hose Clamp
15	12	470121	1/4-20 Flanged Lock Nut



DOOR ASSEMBLY

Det.	Qty.	P/N	Description
1	24'	193028	Snap-On Seal
2	2	470077	3/8 UNC x 1 3/4 Stud
3	2	659159	Door Catch Slide
4	2	470024	3/8 UNC Plastic Knob
5	2	659292	1 7/8 Ball Knob
6	1	659384	Foam, Right Door Panel
7	1	659386	Foam, Left Door Panel
8	2	659426	Cab Door Glass
9	1	659427	Right Cab Door Weldment
10	1	659436	Left Cab Door Weldment
11	2	900004	1/4 UNC x 1 1/4 Hex Bolt
12	2	914000	1/4 UNC Lock Nut
13	10'	192001	Filler Strip
14	18'	193010	Self Seal Weather Strip
15	2	910004	3/8 UNC Hex Nut
16	4	435052	1/8 x 3/8 Pop Rivet
17	2	920002	3/8 Flat Washer



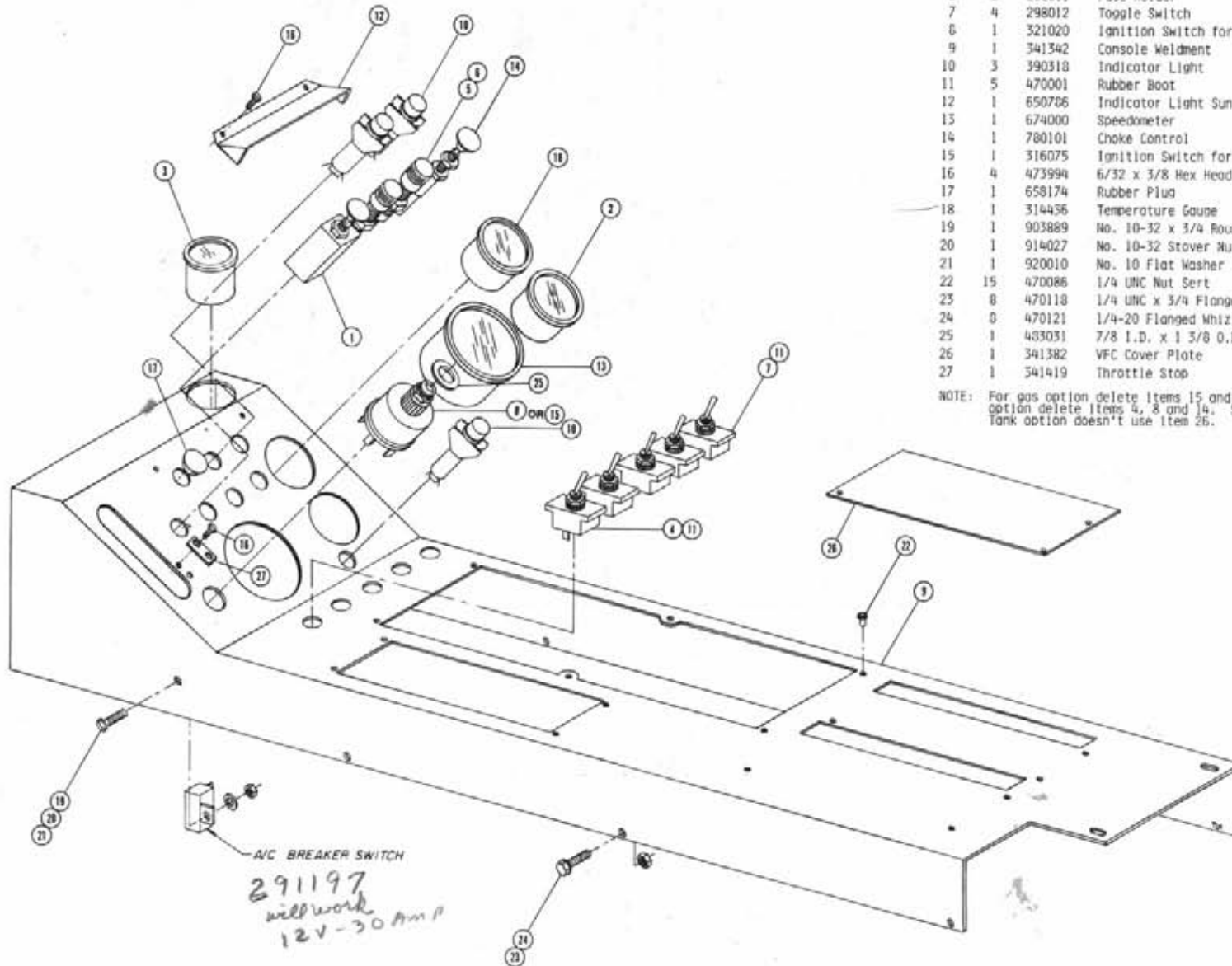
CANOPY ASSEMBLY

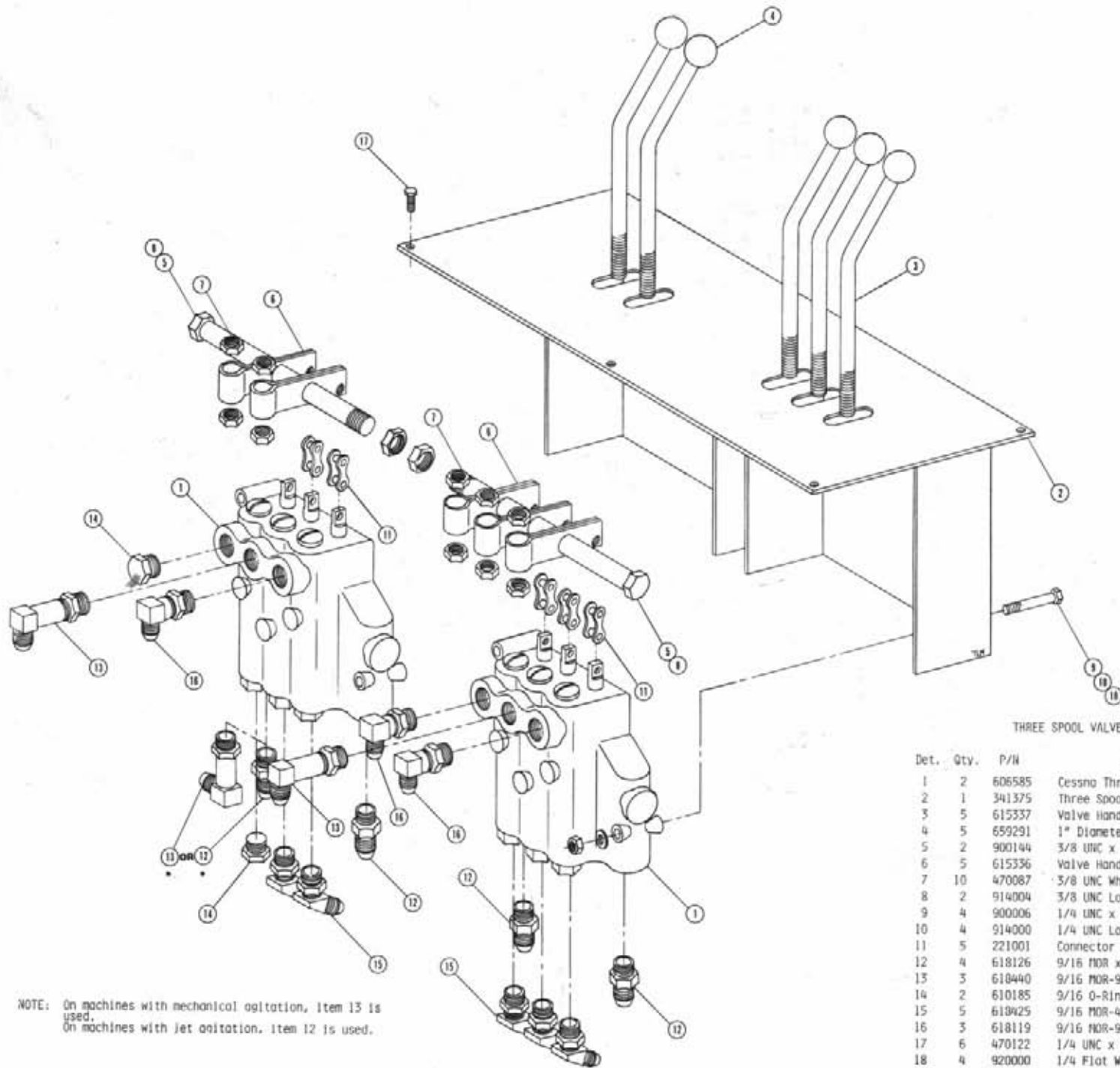
Det.	Qty.	P/N	Description
1	6	291089	Adjustable Light
2	4	470067	1/4 I.D. Rubber Grommet
3	12	470118	1/4 UNC x 3/4 Flanged Hex Bolt
4	12	470121	1/4-20 Flanged Nut
5	12	472349	1/4-3/4 Self-Tapping Screw
6	8	473902	No. 8 x 12 Pan Head Metal Screw
7	1	650524	Outside Rear View Mirror
8	1	659583	Roof Foam
9	4	659421	Mark Light Bracket Cover
10	1	659446	Cab Roof
11	1	659508	Canopy Weldment
12	1	659565	Rear View Mirror Mounting Bracket
13	4	900265	1/2 x 1 1/2 Hex Bolt
14	4	914008	1/2 UNC Lock Nut
15	2	291114	Flasher and Side Marker Light
16	1	659603	Right Lower Canopy Deflector Shield

CONSOLE ASSEMBLY

Det.	Qty.	P/N	Description
1	1	290046	Two Position Light Switch
2	1	290401	Fuel Gauge
3	1	291203	Hour Meter
4	1	291204	RPM-MPH Switch
5	2	298004	20 Amp Fuse
6	2	298011	Fuse Holder
7	4	298012	Toggle Switch
8	1	321020	Ignition Switch for Gas Engine
9	1	341342	Console Weldment
10	3	390318	Indicator Light
11	5	470001	Rubber Boot
12	1	650706	Indicator Light Sun Shield
13	1	674000	Speedometer
14	1	780101	Choke Control
15	1	316075	Ignition Switch for Diesel Engine
16	4	473994	6/32 x 3/8 Hex Head Metal Screw
17	1	658174	Rubber Plug
18	1	314436	Temperature Gauge
19	1	903889	No. 10-32 x 3/4 Round Head Machine Screw
20	1	914027	No. 10-32 Stover Nut
21	1	920010	No. 10 Flat Washer
22	15	470086	1/4 UNC Nut Sert
23	8	470118	1/4 UNC x 3/4 Flanged Hex Bolt
24	0	470121	1/4-20 Flanged Whiz Nut
25	1	483031	7/8 I.D. x 1 3/8 O.D. Washer
26	1	341382	VFC Cover Plate
27	1	341419	Throttle Stop

NOTE: For gas option delete items 15 and 27. For diesel option delete items 4, 8 and 14. Stainless Steel Tank option doesn't use item 26.

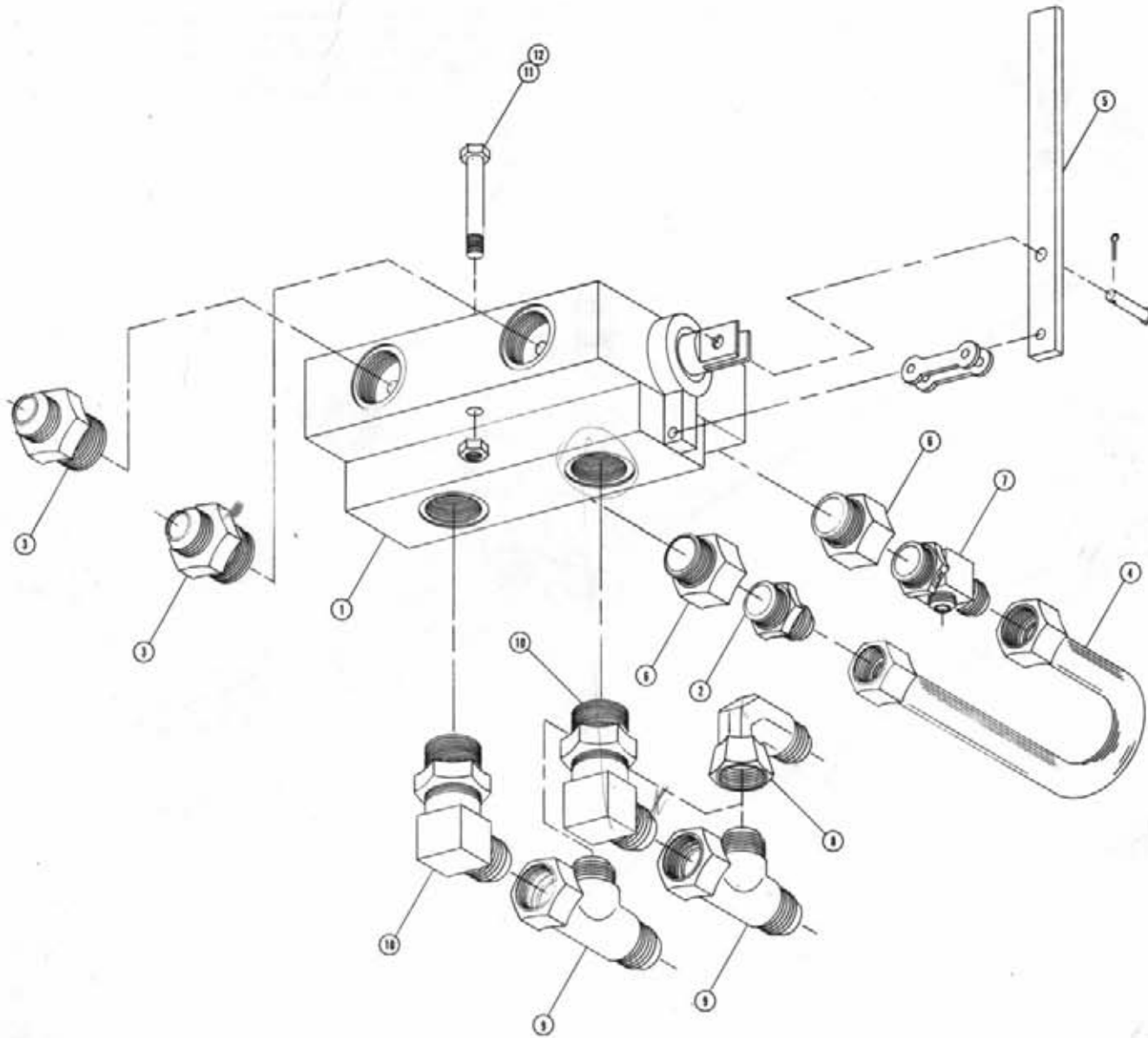




THREE SPOOL VALVE ASSEMBLY

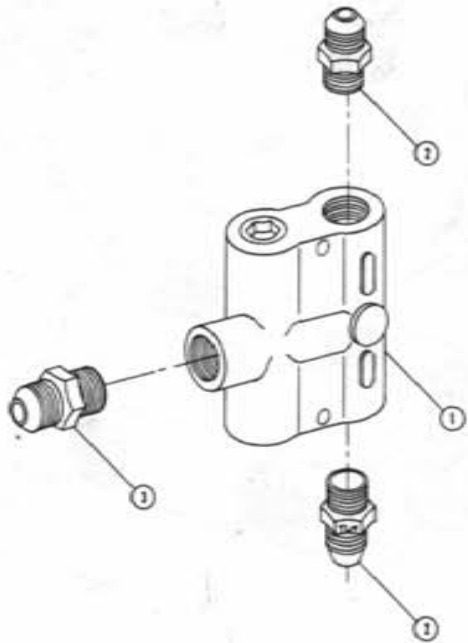
Det.	Qty.	P/N	Description
1	2	606585	Cessna Three Spool Valve
2	1	341375	Three Spool Valve Mount Weldment
3	5	615337	Valve Handle
4	5	659291	1" Diameter Ball
5	2	900144	3/8 UNC x 6 1/2 Hex Bolt
6	5	615336	Valve Handle Link
7	10	470087	3/8 UNC Whiz Nut
8	2	914004	3/8 UNC Lock Nut
9	4	900006	1/4 UNC x 1 3/4 Hex Bolt
10	4	914000	1/4 UNC Lock Nut
11	5	221001	Connector Link Clip
12	4	618126	9/16 NDR x 9/16 MJIC
13	3	610440	9/16 NDR-90°-9/16 Long JIC
14	2	610185	9/16 O-Ring Plug
15	5	610425	9/16 NDR-45°-9/16 MJIC
16	3	618119	9/16 NDR-90°-9/16 MJIC
17	6	470122	1/4 UNC x 1/2 Flange Head Bolt
18	4	920000	1/4 Flat Washer

NOTE: On machines with mechanical agitation, Item 13 is used.  
On machines with jet agitation, Item 12 is used.



FOUR-WHEEL DRIVE SELECTOR VALVE ASSEMBLY

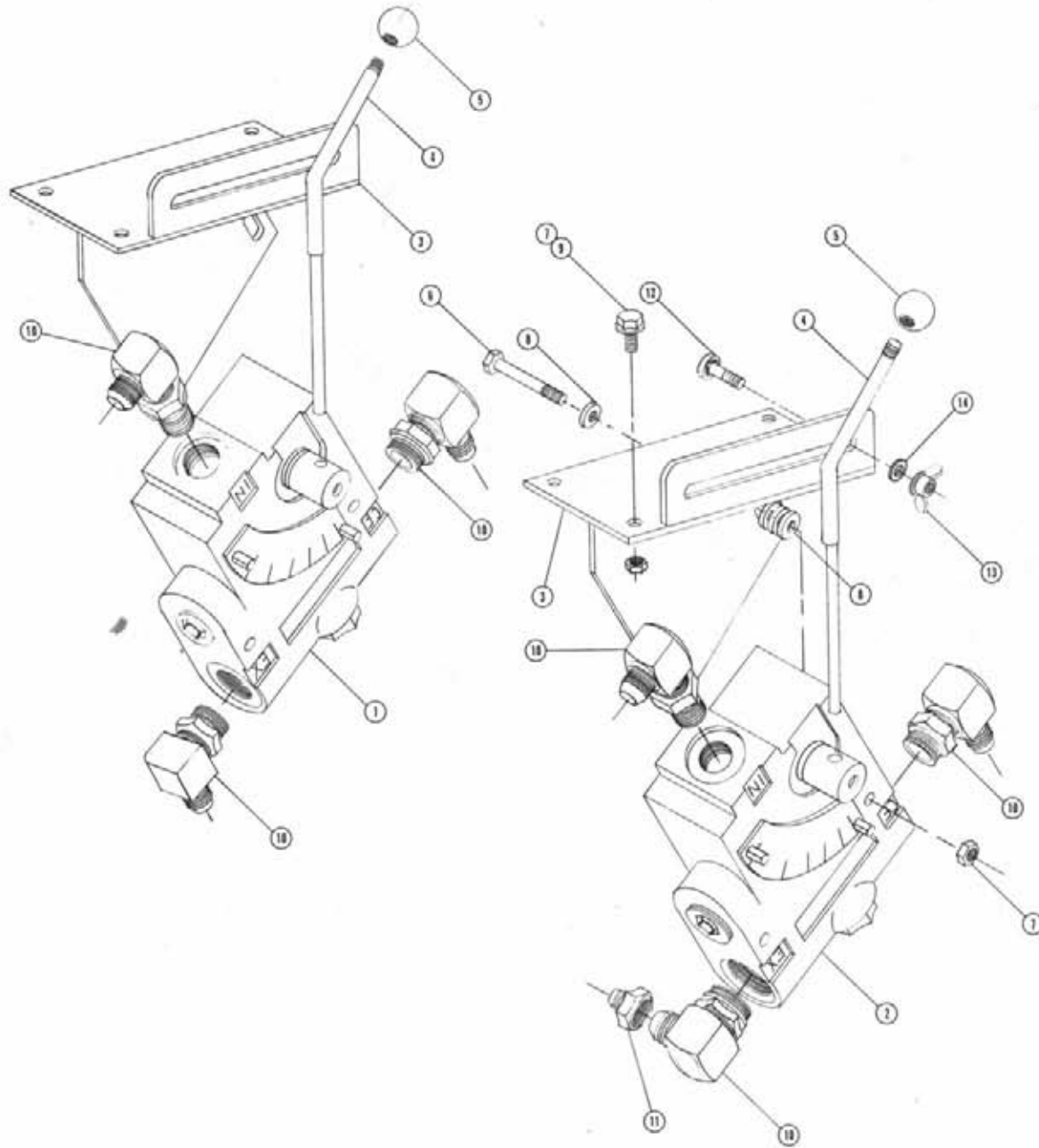
Det.	Qty.	P/N	Description
1	1	606003	Gresen Selector Valve
2	1	611126	7/8 MDR x 7/8 MJIC
3	2	611127	1 1/16 MDR x 1 1/16 MJIC
4	1	614198	Four-Wheel Drive U-Tube
5	1	615502	Four-Wheel Drive Selector Valve Handle
6	2	616132	1 1/16 MDR x 7/8 FOR Reducer
7	1	618287	7/8 MDR x 7/8 MJIC x 9/16 JIC Branch Tee
8	2	618301	7/8 MJIC x 90° x 7/8 FJIC Swivel
9	2	618533	7/8 JIC Swivel Run Tee
10	2	618535	1 1/16 MDR x 90° x 7/8 MJIC
11	2	900135	3/8 UNC x 2 3/4 Hex Bolt
12	2	914004	3/8 UNC Lock Nut



FLOW DIVIDER ASSEMBLY

Det.	Qty.	P/N	Description
1	1	610307	B653 Flow Divider
2	2	610310	7/8 NCR - 9/16 MJIC
3	1	611126	7/8 NCR - 7/8 MJIC

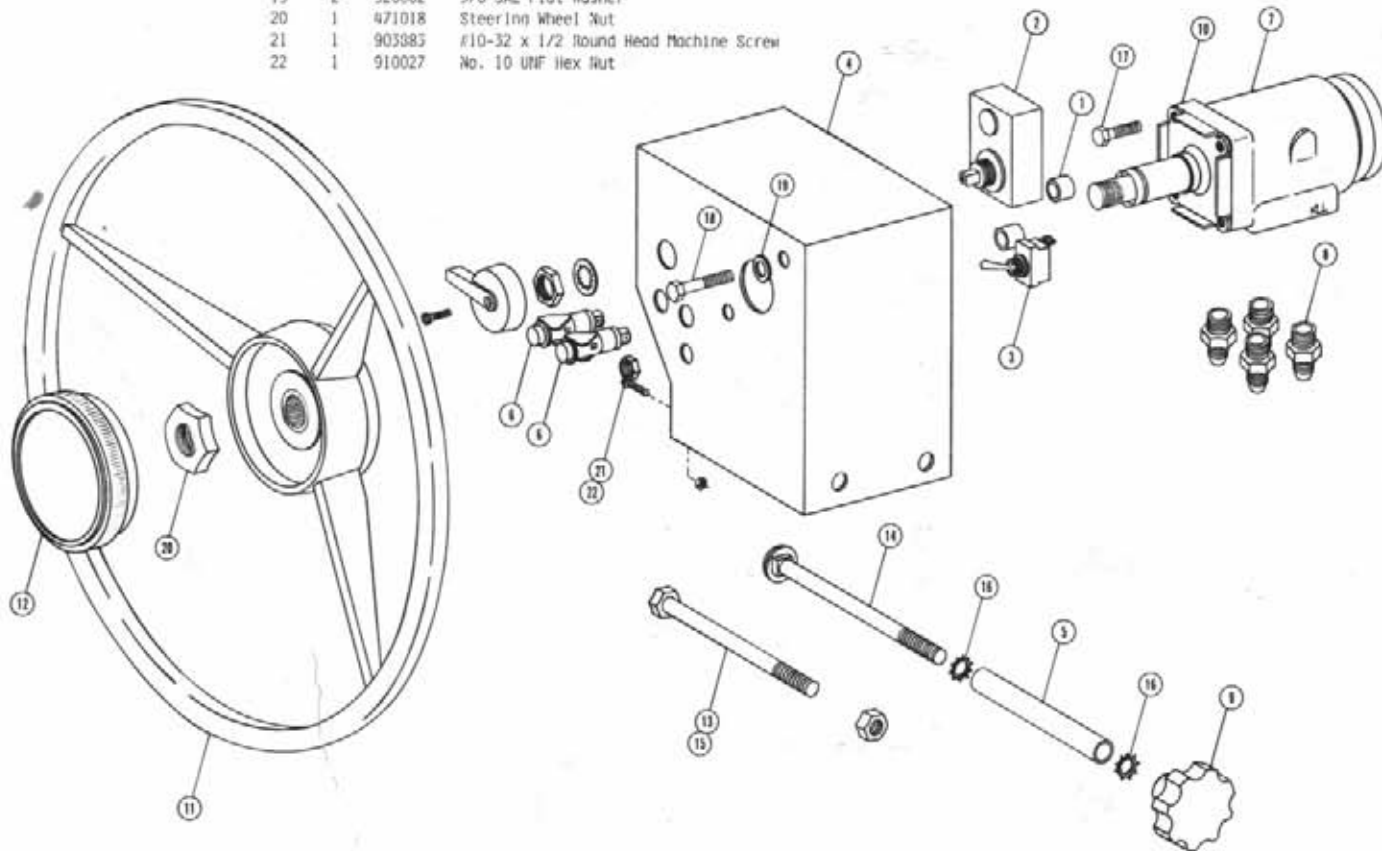


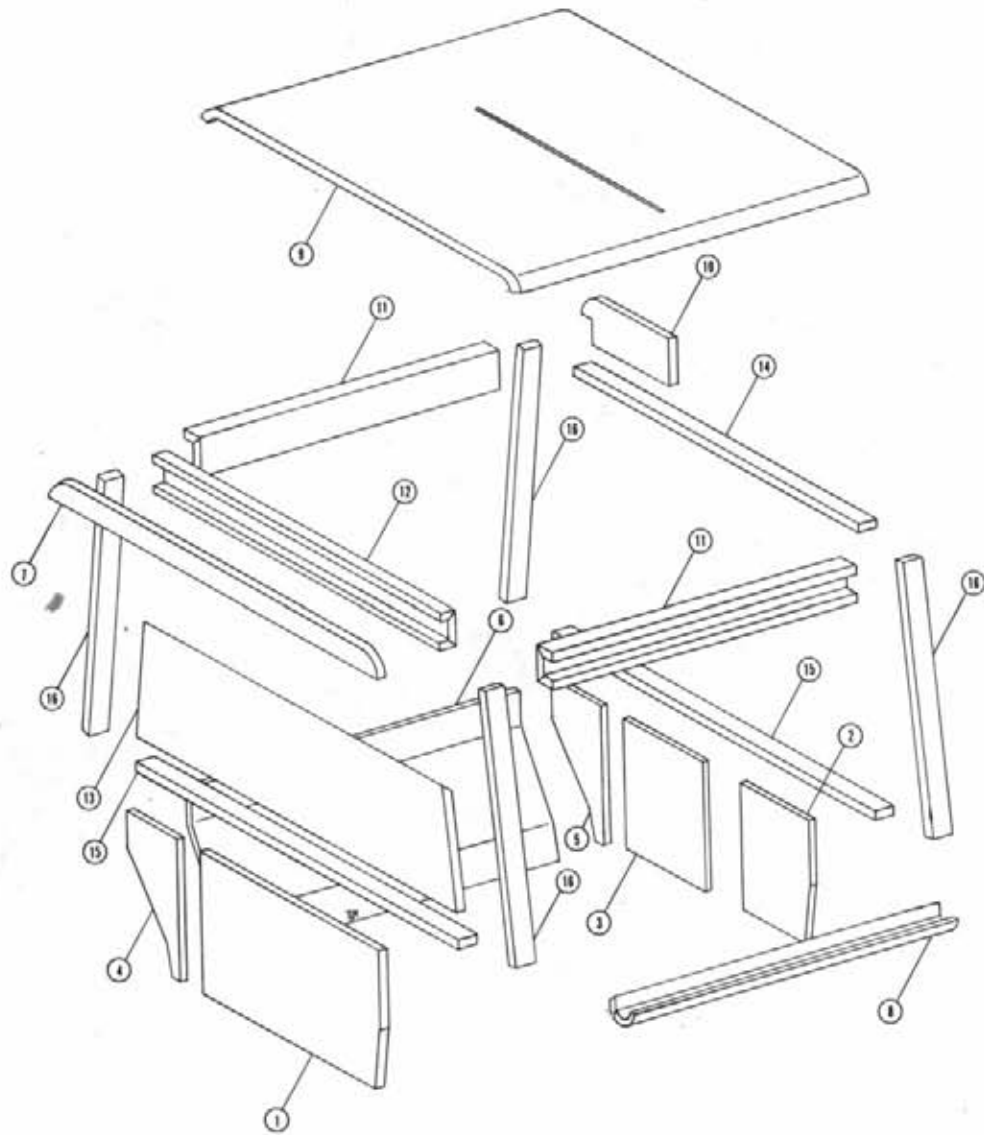


VARIABLE FLOW CONTROL ASSEMBLIES

Det.	Qty.	P/R	Description
1	1	606C10	Solution Variable Flow Control
2	1	606827	Agitator Variable Flow Control
3	2	606837	Flow Control Mount Weldment
4	2	615491	Flow Control Lever Weldment
5	2	659291	1" Diameter Ball Knob
6	4	900010	1/4 UNC x 3 Hex Bolt
7	10	914000	1/4 UNC Lock Nut
8	16	920000	1/4 SAE Flat Washer
9	6	470118	1/4 UNC x 3/4 Flanged Head Bolt
10	6	618103	7/8 NDR-90°-3/4 MJIC
11	1	618402	3/4 FJIC x 9/16 MJIC
12	2	901064	5/16 UNC x 3/4 Carriage Bolt
13	2	473900	5/16 UNC Wing Nut
14	2	920002	3/8 Flat Washer

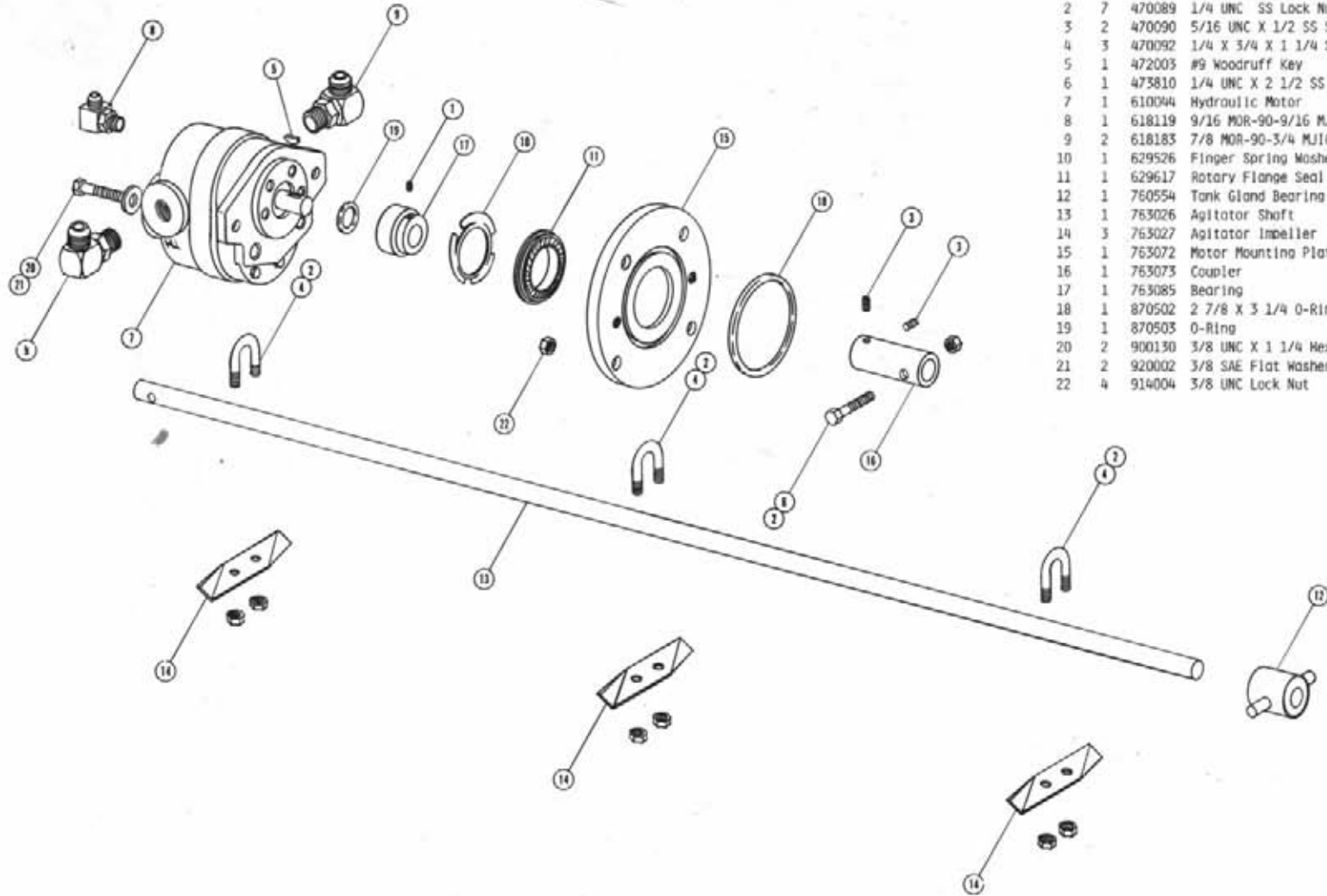
Det.	Qty.	P/N	Description
1	2	200464	Spacer
2	1	291038	Flasher/Turn Signal Switch
3	1	298012	Tonjle Switch
4	1	341180	Steering Column Cover Weldment
5	1	001266	Spacer Tube
6	2	390318	Indicator Light
7	1	610318	Steering Motor
8	4	613109	3/4 NOR x 9/16 M.I.C
9	1	742502	Steering Adjustment Knob
10	1	749176	Steering Column
11	1	749192	Steering Wheel
12	1	749193	Steering Wheel Cap
13	1	900277	1/2 UNC x 5 1/2 Hex Bolt
14	1	901276	1/2 UNC x 5 Carriage Bolt
15	1	914008	1/2 UNC Lock Nut
16	2	470123	Star Washer
17	2	900126	3/8 UNC x 3/4 Hex Bolt
18	2	900130	3/8 UNC x 1 1/4 Hex Bolt
19	2	920002	3/8 SAE Flat Washer
20	1	471018	Steering Wheel Nut
21	1	903983	#10-32 x 1/2 Round Head Machine Screw
22	1	910027	No. 10 UNF Hex Nut





CAB FOAM

Det.	Qty.	P/N	Description
1	1	659597	Foam, Center Rear Operator Station
2	1	659594	Foam, Right Front Operator Station
3	1	659593	Foam, Center Front Operator Station
4	1	659596	Foam, Left Rear Operator Station
5	1	659595	Foam, Left Front Operator Station
6	1	659598	Foam, Left Side Panel
7	1	659381	Foam, Rear Top Crossmember
8	1	659599	Foam, Console Side
9	1	659383	Foam, Cab Roof
10	1	659305	Foam, Left Top Cab Corner
11	2	659392	Foam, Upper Side Frame
12	1	659393	Foam, Upper Rear Frame
13	1	659394	Foam, Lower Rear Window Panel
14	1	659396	Foam, Cab Tube 37.25 Long
15	2	659397	Foam, Cab Tube 42.75 Long
16	4	659398	Foam, Cab Tube 32.25 Long

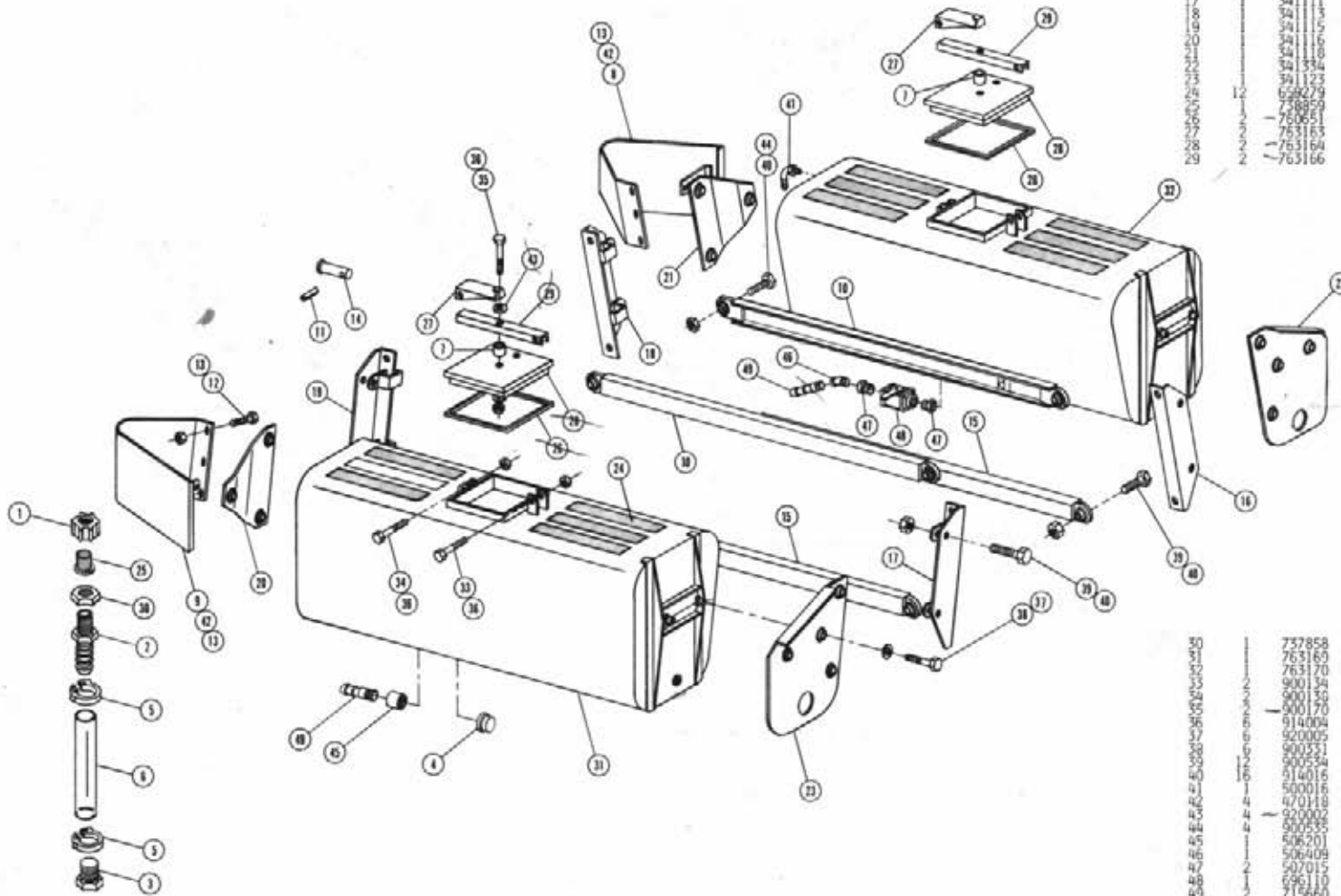


AGITATOR ASSEMBLY

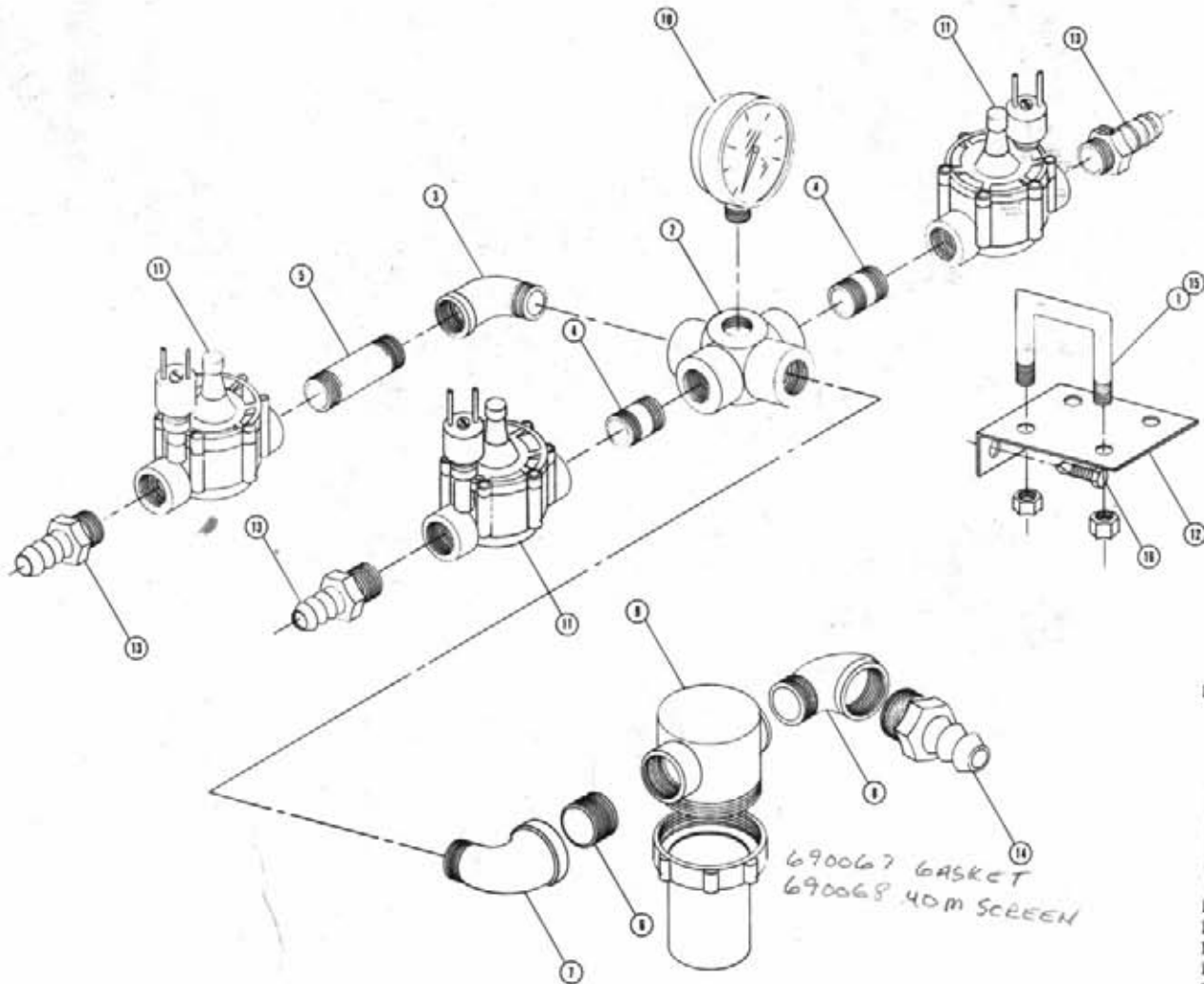
Det.	Qty.	P/N	Description
1	1	470083	#8-32 X 3/16 SS Allen Head Set Screw
2	7	470089	1/4 UNC SS Lock Nut
3	2	470090	5/16 UNC X 1/2 SS Set Screw
4	3	470092	1/4 X 3/4 X 1 1/4 SS "U" Bolt
5	1	472003	#9 Woodruff Key
6	1	473810	1/4 UNC X 2 1/2 SS Hex Head Cap Screw
7	1	610044	Hydraulic Motor
8	1	618119	9/16 MOR-90-9/16 MJIC
9	2	618183	7/8 MOR-90-3/4 MJIC
10	1	629526	Finger Spring Washer
11	1	629617	Rotary Flange Seal
12	1	760554	Tank Gland Bearing Assembly
13	1	763026	Agitator Shaft
14	3	763027	Agitator Impeller
15	1	763072	Motor Mounting Plate
16	1	763073	Coupler
17	1	763085	Bearing
18	1	870502	2 7/8 X 3 1/4 O-Ring
19	1	870503	O-Ring
20	2	900130	3/8 UNC X 1 1/4 Hex Bolt
21	2	920002	3/8 SAE Flat Washer
22	4	914004	3/8 UNC Lock Nut

STAINLESS STEEL SOLUTION TANK ASSEMBLY

Det.	Qty.	P/N	Description
1	1	500005	11/16 Nylon Swivel Nut
1	1	500006	11/16 NPS x 3/8 Hose Barb
1	1	500007	1/3 FNPT Nylon Hex Plug
1	1	505205	1/4 Block Pipe Cap
1	1	520005	#6 Vinyl Snap Clamp
1	1	601216	Vent Hose
1	2	601231	3/4 x 1/2 Hose
1	1	659604	Right Front Tank Shield
1	1	659605	Left Front Tank Shield
1	2	341311	Upper Side Roll Channel Weld
1	2	422957	3/8 x 2 3/8 Roll Pin
1	6	470122	1/4 UNC x 1/2 Flanged Bolt
1	10	470121	1/4 UNC Flanged Lock Nut
1	1	361162	Carriage Pivot Pin Weldment
1	2	341099	Side Roll Tube Weldment
1	1	341108	Right Rear Tank Mt. Angle Weldment
1	1	341111	Left Rear Tank Mt. Angle Weldment
1	1	341113	Right Front Tank Mt. Angle Weldment
1	1	341115	Left Front Tank Mt. Angle Weldment
1	1	341116	Left Front Tank Mounting Plate
1	1	341118	Right Front Tank Mounting Plate
1	1	341334	Right Rear Tank Mounting Plate
1	1	341123	Left Rear Tank Mounting Plate
1	12	659279	Safety Walk
1	1	738959	Nylon Screen Assembly
1	1	760651	Tank Lid Gasket
1	2	753163	Spray Tank Latch Handle
1	2	753164	Spray Tank Lid
1	2	753166	Tank Lid Channel

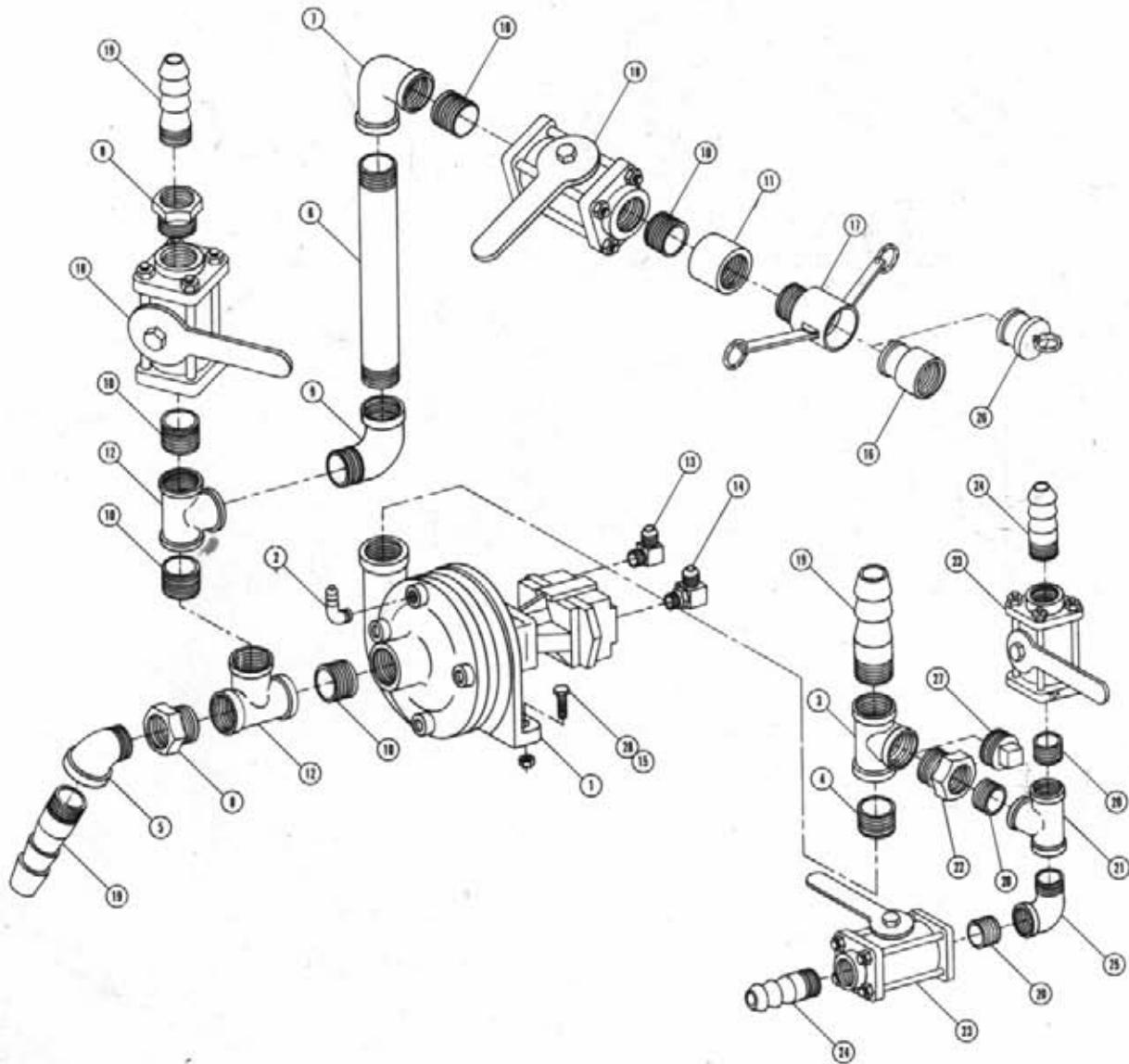


30	732858	11/16 Nut
31	763160	Left Spray Tank Weldment
32	763170	Right Spray Tank Weldment
33	900134	2/8 UNC x 2 1/2 Hex Bolt
34	900130	3/8 UNC x 3 1/2 Hex Bolt
35	900170	3/8 UNC x 2 1/4 Hex Bolt
36	914004	3/8 UNC Lock Nut
37	920005	5/8 Flat Washer
38	900331	5/8 UNC x 1 Hex Bolt
39	900334	1/2 UNC x 3 Hex Bolt
40	914016	1/2 UNC Lock Nut
41	500016	1/3 FNPT-90° 1/4 Hose Barb
42	470118	1/4 UNC x 3/4 Flange Bolt
43	920002	3/8 Flat Washer
44	900335	1/2 UNC x 4 Hex Bolt
45	506201	1/4 Block Coupling
46	506409	1/4 NPT-45° Street Elbow
47	507015	1/2 to 1 1/4 Reducer Bushing
48	696110	Ball Valve
49	715660	1 1/4 NPT x 1 1/4 Hose Barb



SOLUTION SOLENOID ASSEMBLY

Det.	Qty.	P/N	Description
1	2	473949	5/16 UNC x 1 9/16 U-Bolt
2	1	505107	1" NPT Outlet Cross
3	1	505200	1" Street Elbow
4	2	505201	1" Close Nipple
5	1	505210	1 x 3 Pipe Nipple
6	1	506200	1 1/4 Close Nipple
7	1	506400	1 1/4" to 1" IPT Reduce Street Elbow
8	1	506410	1 1/4 NPT Street Elbow
9	1	690060	Line Strainer
10	1	690239	Press Gauge
11	3	690247	Solution Solenoid Valve
12	1	690308	Solution Solenoid Mount
13	3	714331	1 NPT x 3/4 Hose Barb
14	1	715660	1 1/4 NPT x 1 1/4 Hose Barb
15	4	914002	5/16 UNC Stover Nut
16	2	472349	1/4 x 3/4 Self-Tapping Screw



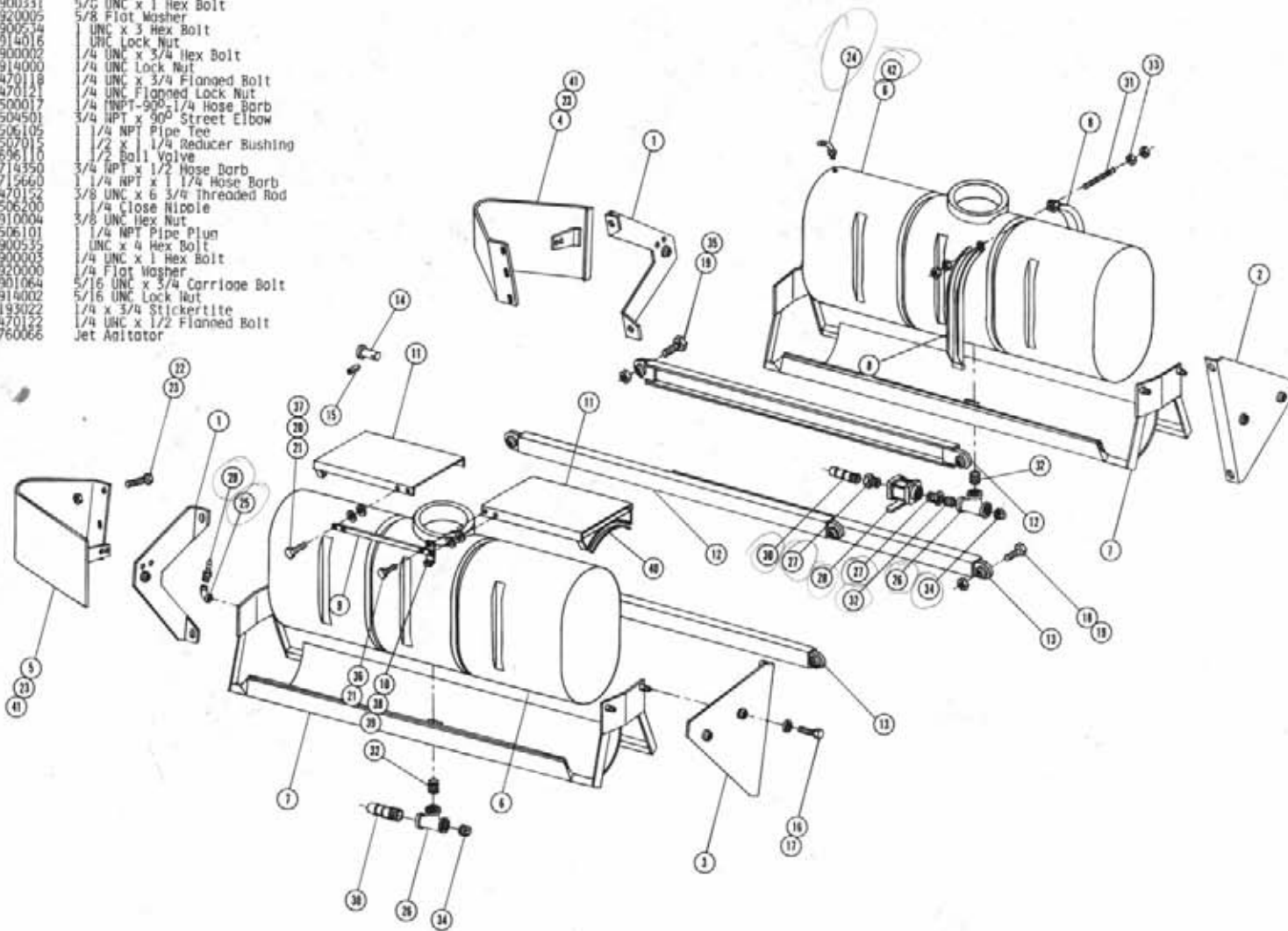
SOLUTION PUMP ASSEMBLY

Det.	Qty.	P/N	Description
1	1	690249	Hydro Pump
2	1	500016	1/4 NPT-90°-1/4 Hose Barb
3	1	506105	1 1/4 NPT Pipe Tee
4	1	506200	1 1/4 NPT Close Nipple
5	1	506409	1 1/4 NPT-45° Street Elbow
6	1	506610	1 1/2 NPT x 10" Pipe Nipple
7	1	507014	1 1/2 NPT-90°-Elbow
8	2	507015	1 1/2 NPT to 1 1/4 Reducer
9	1	507010	1 1/2 NPT-90°-Street Elbow
10	5	507019	1 1/2 NPT Close Nipple
11	1	507025	1 1/2 NPT Pipe Coupler
12	2	507250	1 1/2 NPT Pipe Tee
13	1	611145	1/2 NPT-90°-3/4 MJIC
14	1	618241	3/4 MDR-90°-3/4 MJIC
15	2	914004	3/8 UNC Stover Nut
16	1	690302	1 1/2 FNPT Adapter
17	1	690303	1 1/2 Male NPT Coupler
18	2	696110	1 1/2 Ball Valve
19	3	715660	1 1/4 NPT x 1 1/4 Hose Barb
20	3	503600	1/2 NPT Close Nipple
21	1	503820	1/2 NPT Pipe Tee
22	1	507027	1 1/4 NPT to 1/2 NPT Reducer
23	2	696032	1/2 NPT Ball Valve
24	2	714340	1/2 IPT x 1/2 Hose Barb
25	1	503400	1/2 NPT Street Elbow
26	1	690304	1 1/2 NPT Adapter Plug
27	1	506101	1 1/4 NPT Pipe Plug
28	2	900130	3/8 UNC x 1 1/4 Hex Bolt

NOTE: Items 20, 21, 22, 23, 24 and 25 are used with jet agitation only.

POLYETHYLENE SOLUTION TANK ASSEMBLY

Det.	Qty.	P/II	Description
1	2	341398	Front Tank Mounting Plate Weldment
2		341400	Right Rear Tank Mounting Plate Weldment
3		341402	Left Rear Tank Mounting Plate Weldment
4		659604	Right Front Tank Shield
5		659605	Left Front Tank Shield
6		765176	Polyethylene Tank
7		765177	Polyethylene Tank Cradle Weldment
8		765108	Polyethylene Tank Band Weldment
9		341413	Catwalk Brace
10		341413	Catwalk Mounting Tab
11		341413	Catwalk Weldment
12		341311	Upper Side Rail Channel Weldment
13		341099	Side Rail Tube Weldment
14		361162	Carriage Pivot Pin Weldment
15		473987	3/8 x 2 3/8 Roll Pin
16		900331	5/8 UNC x 1 Hex Bolt
17		920005	5/8 Flat Washer
18		900574	UNC x 3 Hex Bolt
19		814016	UNC Lock Nut
20		900002	1/4 UNC x 3/4 Hex Bolt
21		914000	1/4 UNC Lock Nut
22		470118	1/4 UNC x 3/4 Flanged Bolt
23		470121	1/4 UNC Flanged Lock Nut
24		500017	1/4 NPT-90° 1/4 Hose Barb
25		504501	3/4 NPT x 90° Street Elbow
26		506105	1/4 NPT Pipe Tee
27		507015	1/2 x 1/4 Reducer Bushing
28		696110	1/2 Ball Valve
29		718350	3/4 NPT x 1/2 Hose Barb
30		718660	1 1/4 NPT x 1 1/4 Hose Barb
31		470152	3/8 UNC x 6 3/4 Threaded Rod
32		506200	1/4 Close Nipple
33		910004	3/8 UNC Hex Nut
34		506101	1/4 NPT Pipe Plug
35		900535	UNC x 4 Hex Bolt
36		900003	1/4 UNC x 1 Hex Bolt
37		920000	1/4 Flat Washer
38		901064	5/16 UNC x 3/4 Carriage Bolt
39		914002	5/16 UNC Lock Nut
40		193022	1/4 x 3/4 Stickertite
41		470122	1/4 UNC x 1/2 Flanged Bolt
42		760066	Jet Anitator

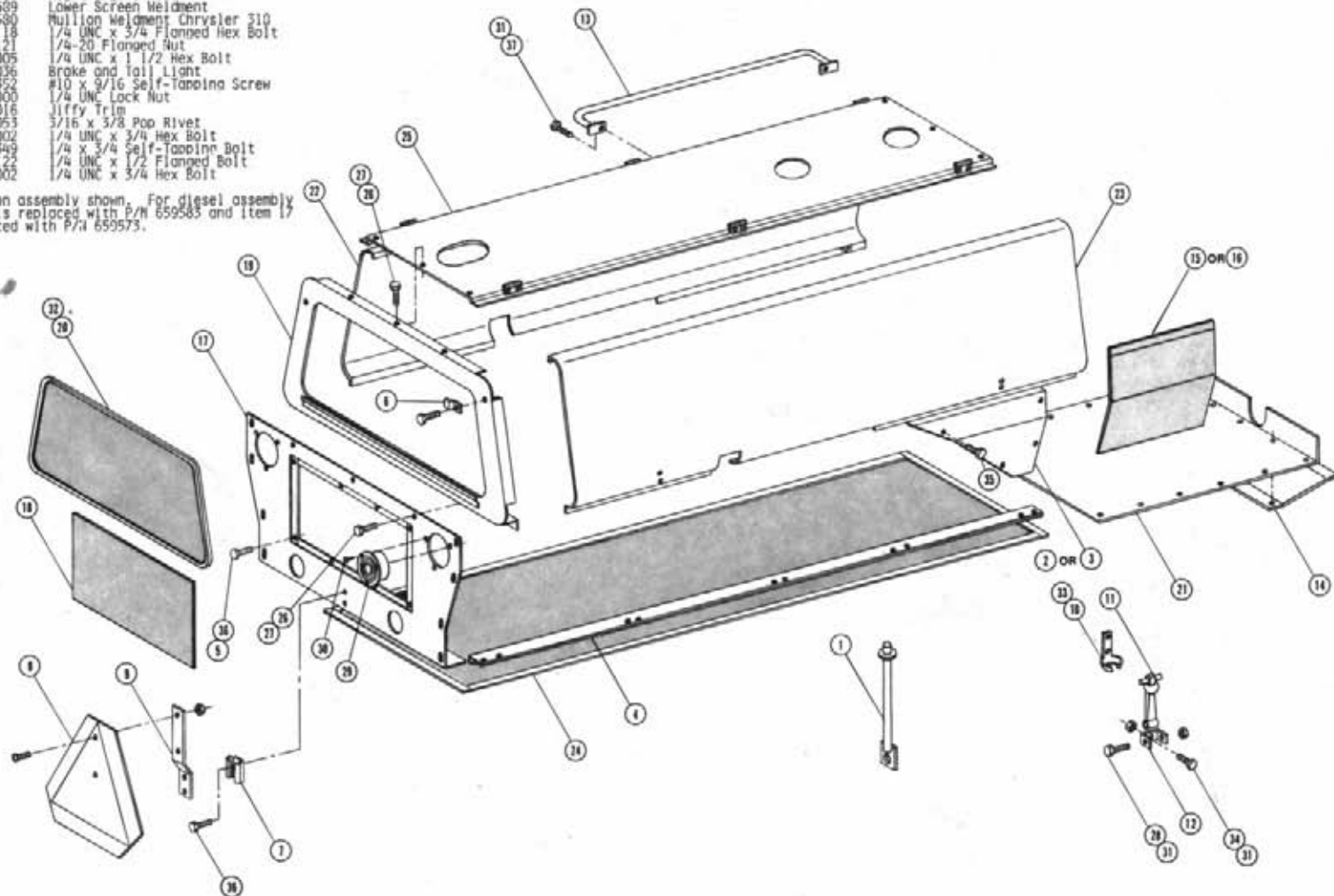


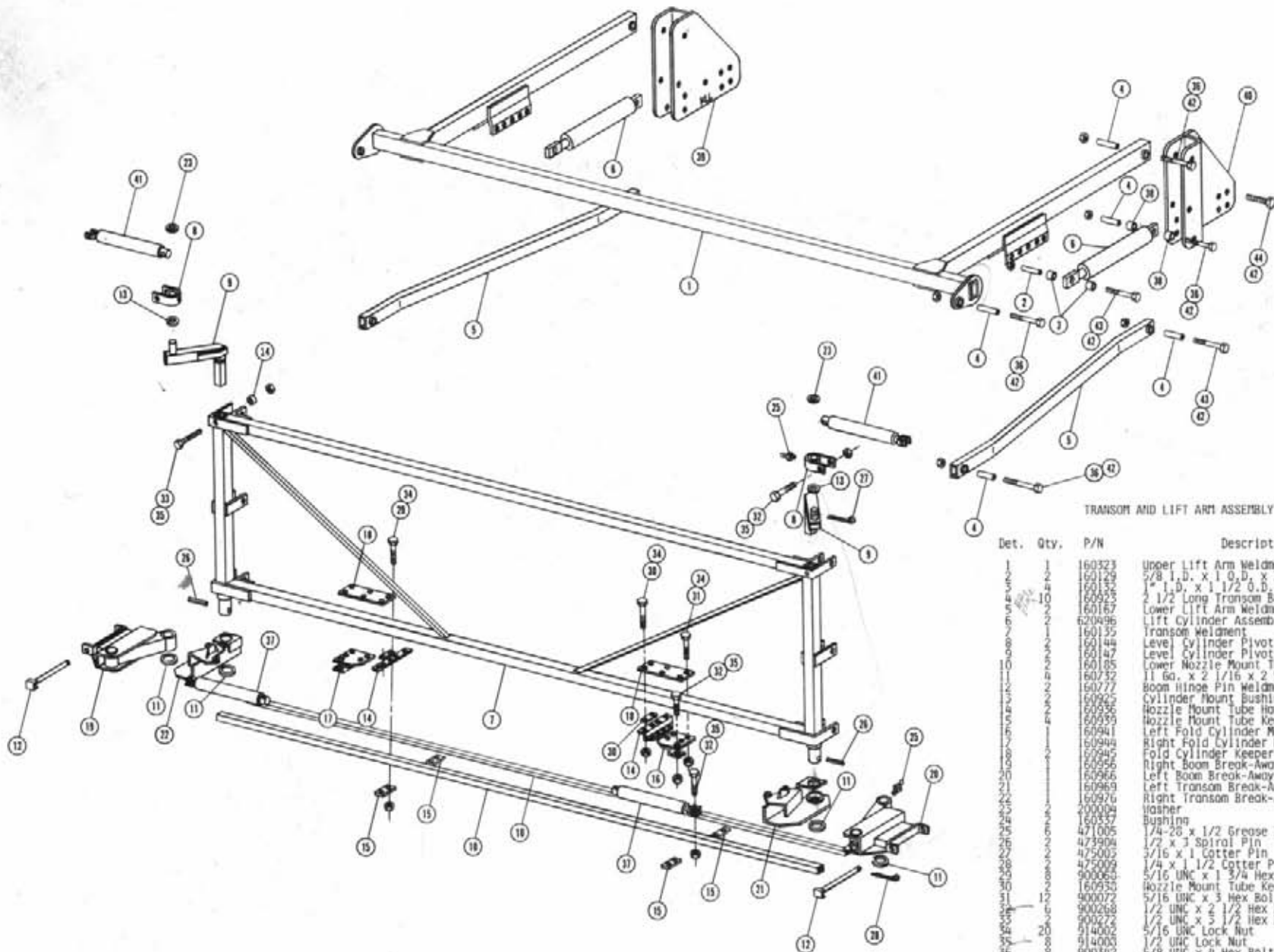


SHEET METAL ASSEMBLY

Det.	Qty.	P/N	Description
1	2	341356	Engine Hood Prop Weldment
2	2	341362	Left Side Plate Extension
3	2	341363	Right Side Plate Extension
4	2	341395	Screen Slide Weldment
5	10	470006	1/4 UNC Nutsert
6	2	470151	Upper Rear Panel Screen Clip
7	2	472251	Mounting Socket
8	2	472259	Slow Moving Vehicle Sign
9	2	472260	Spade Mounting Bracket
10	4	656997	Rubber Hook Bracket
11	4	656998	Rubber Hook
12	4	656999	Rubber Hook Anchor Bracket
13	2	659278	Right Engine Hook Hand Rail
14	2	659555	Lower Front Hose Shield
15	2	659560	Left Side Screen
16	2	659561	Right Side Screen
17	2	659568	Lower Back Panel Weldment
18	2	659571	Lower Rear Panel Screen
19	2	659575	Upper Rear Panel Weldment
20	2	659578	Upper Rear Panel Screen
21	2	659586	Front Hose Cover Weldment
22	2	659587	Left Engine Hood
23	2	659588	Right Engine Hood
24	2	659589	Lower Screen Weldment
25	2	659580	Mullion Weldment Chrysler 310
26	55	470118	1/4 UNC x 3/4 Flanged Hex Bolt
27	59	470121	1/4-20 Flanged Nut
28	4	900005	1/4 UNC x 1 1/2 Hex Bolt
29	2	291036	Brake and Tail Light
30	6	472352	#10 x 9/16 Self-Tapping Screw
31	10	914000	1/4 UNC Lock Nut
32	12	193016	Jiffy Trim
33	8	485053	3/16 x 3/8 Pop Rivet
34	4	900002	1/4 UNC x 3/4 Hex Bolt
35	4	472349	1/4 x 3/4 Self-Tapping Bolt
36	10	470122	1/4 UNC x 1/2 Flanged Bolt
37	2	900002	1/4 UNC x 3/4 Hex Bolt

NOTE: Gas option assembly shown. For diesel assembly item 25 is replaced with P/N 659585 and item 17 is replaced with P/N 659573.



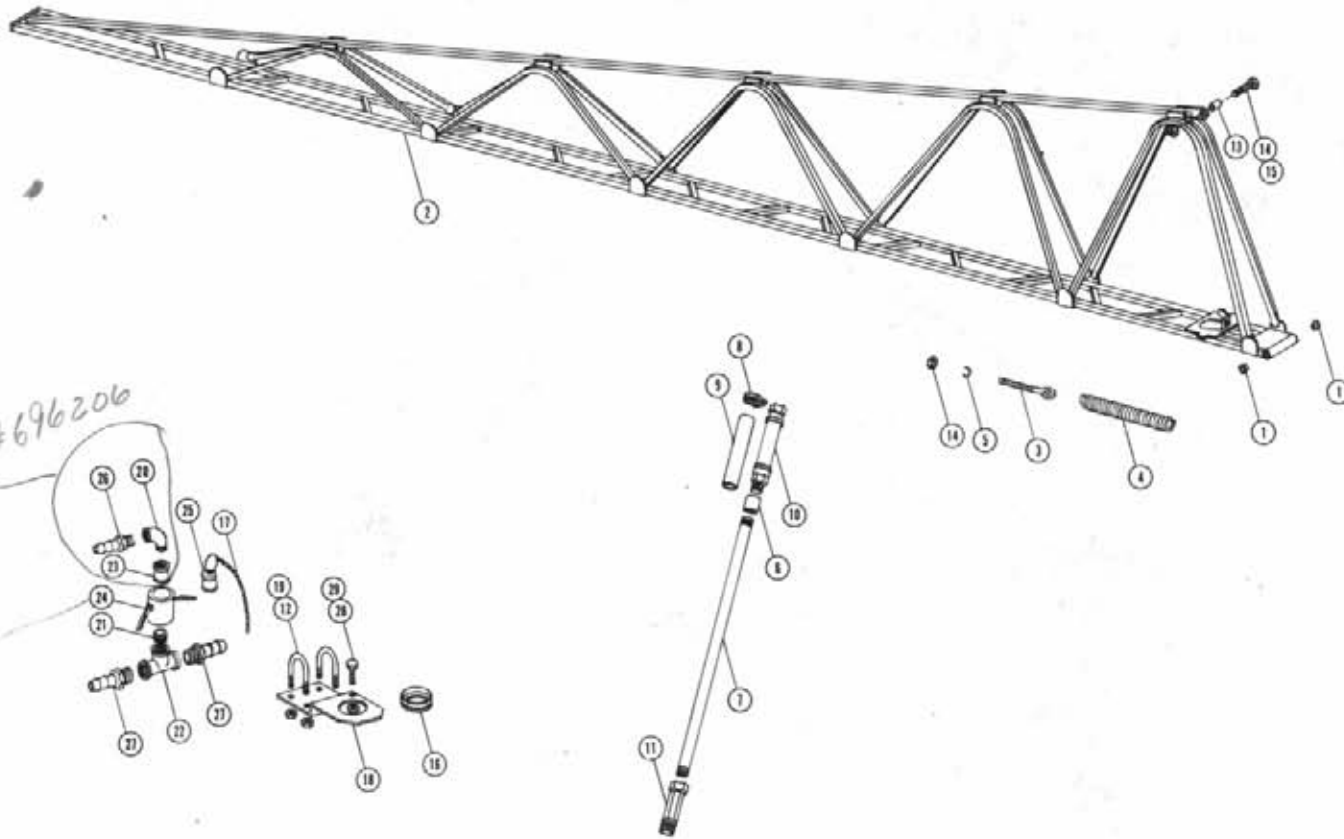


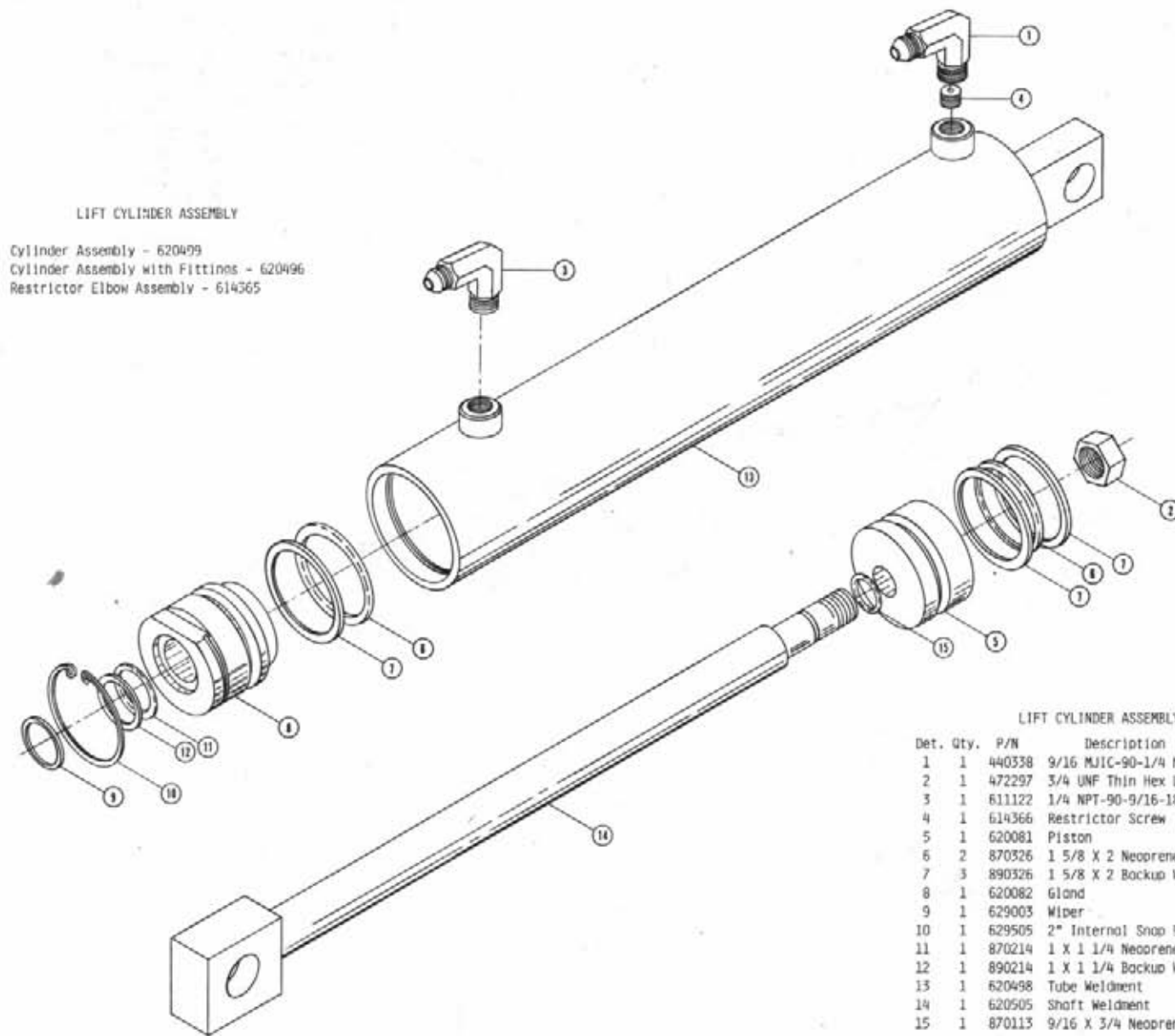
TRANSCOM AND LIFT ARM ASSEMBLY

Det.	Qty.	P/N	Description
1	1	160323	Upper Lift Arm Weldment
1	1	60129	5/8 I.D. x 1 0.D. x 3 Bushing
1	1	60132	1" I.D. x 1 1/2 O.D. x 1 1/4 Bushing
10	10	60926	2 1/2 Long Transom Bushing
1	1	60167	Lower Lift Arm Weldment
1	1	620496	Lift Cylinder Assembly with Fittings
1	1	60135	Transom Weldment
1	1	60144	Level Cylinder Pivot Weldment
1	1	60147	Level Cylinder Pivot Mount Weldment
1	1	60185	Lower Nozzle Mount Tube
1	1	60232	11 Ga. x 2 1/16 x 2 5/8 Washer
1	1	60277	Boom Hinge Pin Weldment
1	1	60925	Cylinder Mount Bushing
1	1	60936	Nozzle Mount Tube Hanger
1	1	60939	Nozzle Mount Tube Keeper
1	1	60941	Left Fold Cylinder Mount Weldment
1	1	60944	Right Fold Cylinder Mount Weldment
1	1	60945	Fold Cylinder Keeper Plate
1	1	60956	Right Boom Break-Away Hinge Weldment
1	1	60966	Left Boom Break-Away Hinge Weldment
1	1	60969	Left Transom Break-Away
1	1	60976	Right Transom Break-Away
1	1	200004	Washer
1	1	160337	Bushing
1	1	471005	1/4-20 x 1/2 Grease Zerk
1	1	473904	1/2 x 3 Spiral Pin
1	1	475003	3/16 x 1 Cotter Pin
1	1	475009	1/4 x 1 1/2 Cotter Pin
1	1	600069	5/16 UNC x 1 3/4 Hex Bolt
1	1	160930	Nozzle Mount Tube Keeper
12	12	400072	5/16 UNC x 3 Hex Bolt
1	1	900268	1/2 UNC x 2 1/2 Hex Bolt
1	1	900272	1/2 UNC x 3 1/2 Hex Bolt
1	1	914002	5/16 UNC Lock Nut
20	20	914003	1/2 UNC Lock Nut
1	1	900342	5/8 UNC x 4 Hex Bolt
1	1	620056	Fold Cylinder with Fittings
1	1	458104	Bushing
1	1	341085	Right Lift Arm Mount Weldment
1	1	341090	Left Lift Arm Mount Weldment
1	1	620069	Level Cylinder with Fittings
12	12	914010	5/8 UNC Lock Nut
1	1	900343	5/8 UNC x 4 1/2 Hex Bolt
1	1	900335	5/8 UNC x 1 1/2 Hex Bolt

BOOM ASSEMBLY AND SPRAY COMPONENTS

Det.	Qty.	P/N	Description				
1	2	127502	Nylon Flange Bearing	15	1	900267	1/2 UNC x 2 Hex Bolt
2	1	160170	Outer Boom Weldment	16	1	160015	Grommet
3	1	160979	1/2 UNC x 9 Eye Bolt	17	1	160936	Chain
4	1	160930	Boom Break-Away Spring	18	1	160937	Feeder Tee Mounting Bracket
5	1	160901	Boom Bolt Swivel	19	2	470094	5/16 UNC "U" Bolt
6	1	501212	1/4 Pipe Coupling	20	1	504610	3/4 NPT Street Elbow
7	1	501618	1/4 x 18 Pipe Nipple	21	1	504702	3/4 Close Nipple
3	1	520087	#20 Hose Clamp	22	1	504956	3/4 Pipe Tee
9	1	601178	Hose 1 x 3 1/2	23	1	696202	Quick Connect Female Adapter
10	1	720019	Flex Coupling	24	1	696203	Quick Connect Female Coupler
11	1	739702	Female Nozzle Body	25	1	696204	Quick Connect Plug
12	4	914002	5/16 UNC Lock Nut	26	1	713220	3/4 NPT x 3/4 Hose Barb
13	1	160336	Clevis Bushing	27	2	714350	3/4 NPT x 1/2 Hose Barb
14	2	914000	1/2 UNC Lock Nut	28	1	900002	1/4 UNC x 3/4 Hex Bolt
				29	1	914000	1/4 UNC Lock Nut



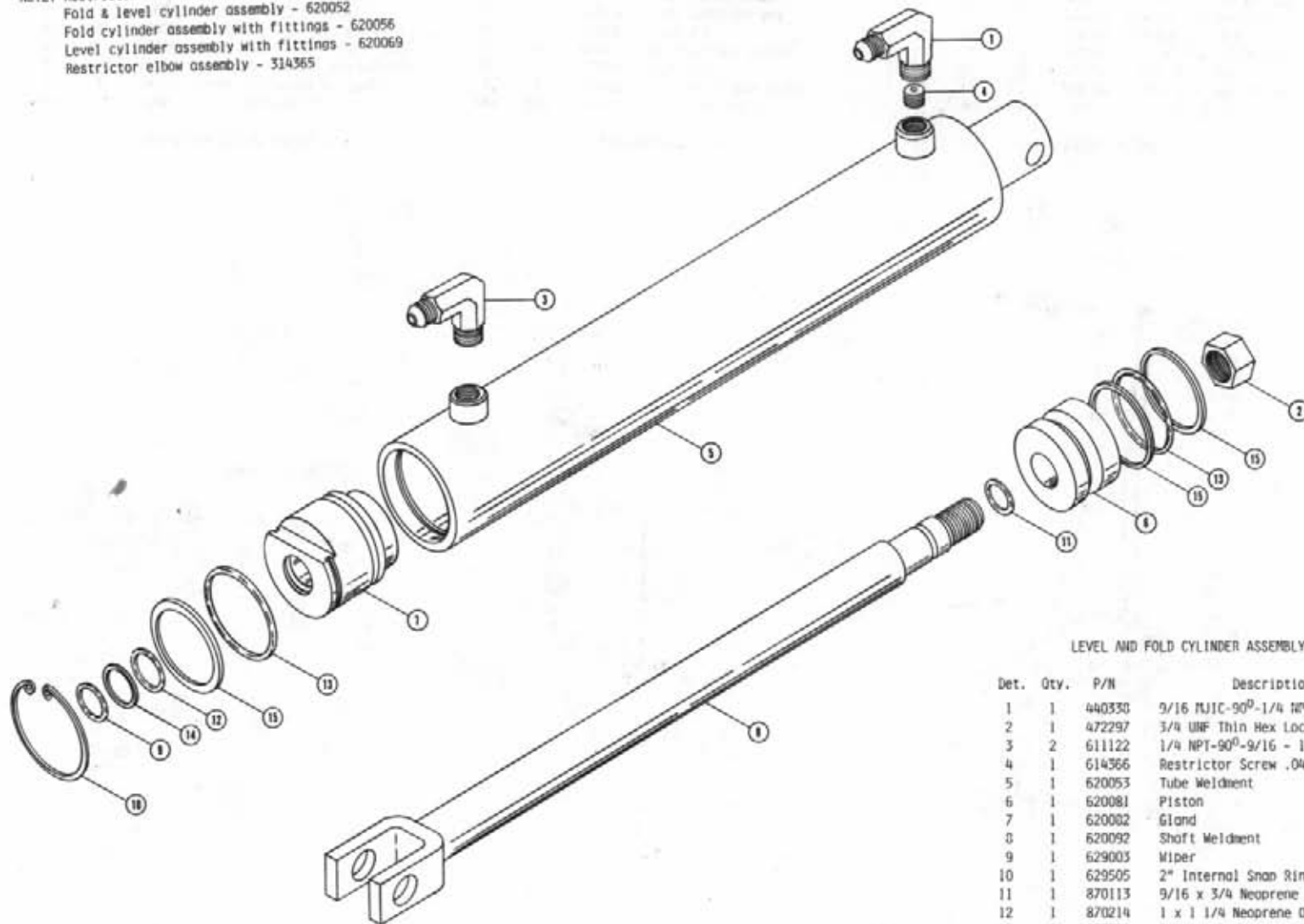


LIFT CYLINDER ASSEMBLY  
 Cylinder Assembly - 620499  
 Cylinder Assembly with Fittings - 620496  
 Restrictor Elbow Assembly - 614365

LIFT CYLINDER ASSEMBLY

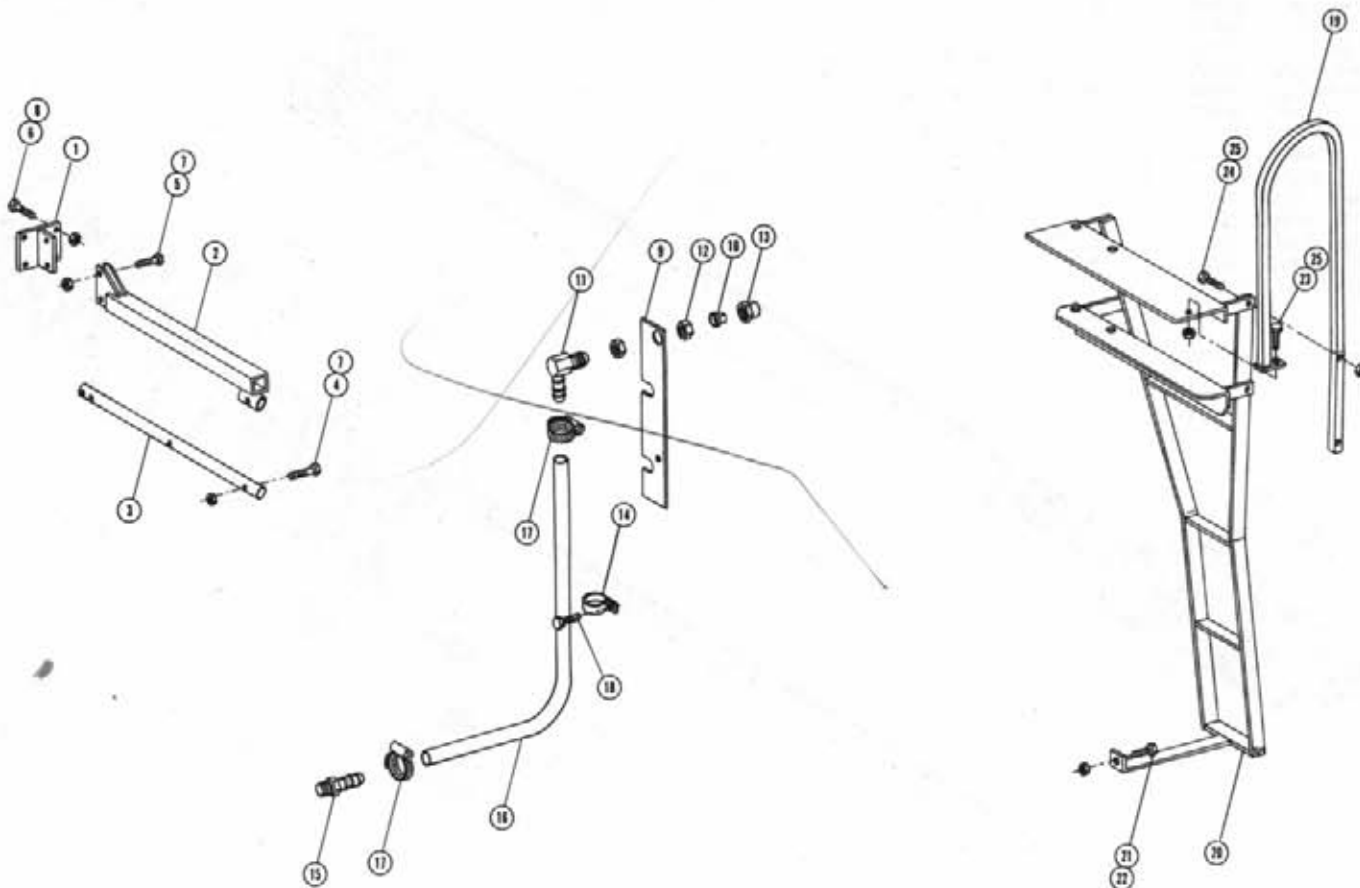
Det.	Qty.	P/N	Description
1	1	440338	9/16 MJIC-90-1/4 NPT Tapped
2	1	472297	3/4 UNF Thin Hex Lock Nut
3	1	611122	1/4 NPT-90-9/16-18 Male Elbow
4	1	614366	Restrictor Screw .042 Dia.
5	1	620081	Piston
6	2	870326	1 5/8 X 2 Neoprene O-Ring
7	3	890326	1 5/8 X 2 Backup Washer
8	1	620082	Gland
9	1	629003	Wiper
10	1	629505	2" Internal Snap Ring
11	1	870214	1 X 1 1/4 Neoprene O-Ring
12	1	890214	1 X 1 1/4 Backup Washer
13	1	620498	Tube Weldment
14	1	620505	Shaft Weldment
15	1	870113	9/16 X 3/4 Neoprene O-Ring

NOTE: Restrictor elbow assembly used with fold cylinder only.  
 Fold & level cylinder assembly - 620052  
 Fold cylinder assembly with fittings - 620056  
 Level cylinder assembly with fittings - 620069  
 Restrictor elbow assembly - 314365



LEVEL AND FOLD CYLINDER ASSEMBLY

Det.	Qty.	P/N	Description
1	1	440330	9/16 MJIC-90°-1/4 NPT Tapped
2	1	472297	3/4 UNF Thin Hex Lock Nut
3	2	611122	1/4 NPT-90°-9/16 - 18 Male Elbow
4	1	614366	Restrictor Screw .042 Dia.
5	1	620053	Tube Weldment
6	1	620081	Piston
7	1	620002	Gland
8	1	620092	Shaft Weldment
9	1	629003	Wiper
10	1	629505	2" Internal Snap Ring
11	1	870113	9/16 x 3/4 Neoprene O-Ring
12	1	870214	1 x 1 1/4 Neoprene O-Ring
13	2	870326	1 5/8 x 2 Neoprene O-Ring
14	1	890214	1 x 1 1/4 Back-Up Washer
15	3	890326	1 5/8 x 2 Back-Up Washer



TREAD ADJUSTMENT ASSEMBLY

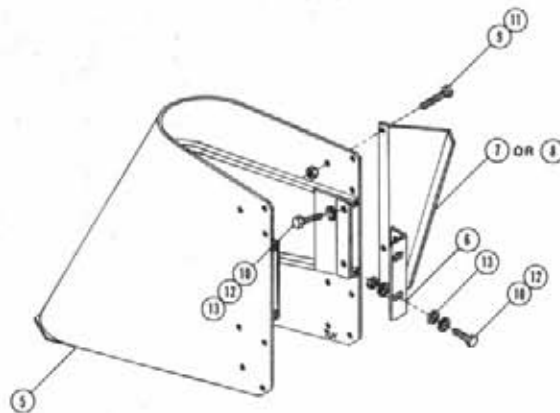
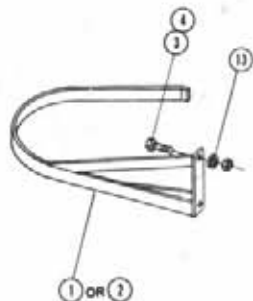
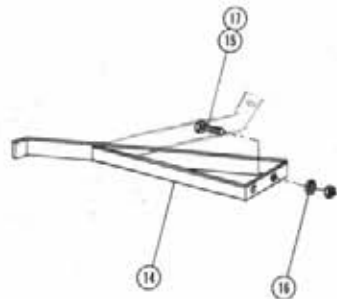
Det.	Qty.	P/N	Description
1	1	341102	Tread Adjustment Bar Mount
2	1	341142	Tread Adjustment Tube Weldment
3	1	341147	Tread Adjustment Sliding Tube
4	1	900268	1/2 UNC x 2 1/2 Hex Bolt
5	2	900265	1/2 UNC x 1 1/2 Hex Bolt
6	4	900333	5/8 UNC x 1 1/2 Hex Bolt
7	3	914008	1/2 UNC Lock Nut
8	4	914010	5/8 UNC Lock Nut

SIGHT GAUGE HOSE ASSEMBLY

Det.	Qty.	P/N	Description
9	1	763192	Sight Gauge Hose Mount
10	1	731109	Nylon Tip
11	1	737856	1/2 Connector Nozzle
12	1	737058	11/16 Nut
13	1	738066	11/16 Steel Cap Nut
14	1	520117	Cushion Hose Clamp
15	1	714350	3/4 NPT x 1/2 Hose Clamp
16	1	801235	1/2 x 54 Sight Gauge Hose
17	2	520069	#6 Hose Clamp
18	2	472349	1/4 x 3/4 Self-Tapping Screw

LADDER ASSEMBLY

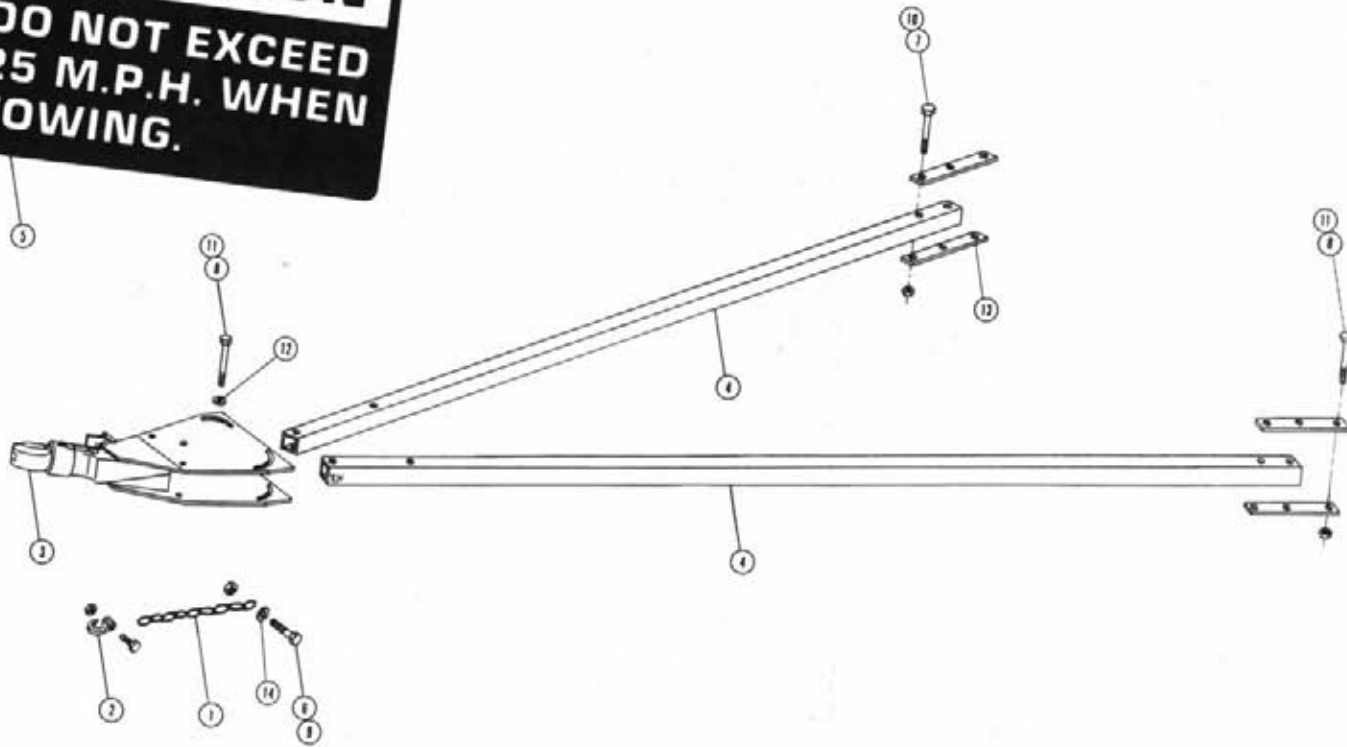
Det.	Qty.	P/N	Description
19	1	341383	Ladder Hand Rail Weldment
20	1	341305	Ladder Weldment
21	1	900264	1/2 UNC x 1 1/4 Hex Bolt
22	1	914008	1/2 UNC Lock Nut
23	1	900003	1/4 UNC x 1 Hex Bolt
24	2	900005	1/4 UNC x 1 1/2 Hex Bolt
25	3	914000	1/4 UNC Lock Nut



CROP GUIDES AND SHIELDS

Det.	Qty.	P/N	Description
1	1	662150	Right Stalk Guide Weldment
2	1	662151	Left Stalk Guide Weldment
3	2	900264	1/2 UNC x 1 1/4 Hex Bolt
4	2	914008	1/2 UNC Lock Nut
5	1	662122	Cropshield Weldment
6	1	662145	Cropshield Mount Angle
7	1	662135	Right Cropshield Skirt
8	1	662136	Left Cropshield Skirt
9	3	900002	1/4 UNC x 3/4 Hex Bolt
10	4	900265	1/2 UNC x 1 1/2 Hex Bolt
11	3	914000	1/4 UNC Lock Nut
12	4	914008	1/2 UNC Lock Nut
13	3	920004	1/2 Flat Washer
14	1	662164	Rear Stalk Guide <i>44 662200-RH for rear legs</i>
15	2	900128	3/8 UNC x 3/4 Hex Bolt
16	1	920002	3/8 Flat Washer
17	2	914004	3/8 UNC Lock Nut

**CAUTION**  
**DO NOT EXCEED**  
**25 M.P.H. WHEN**  
**TOWING.**

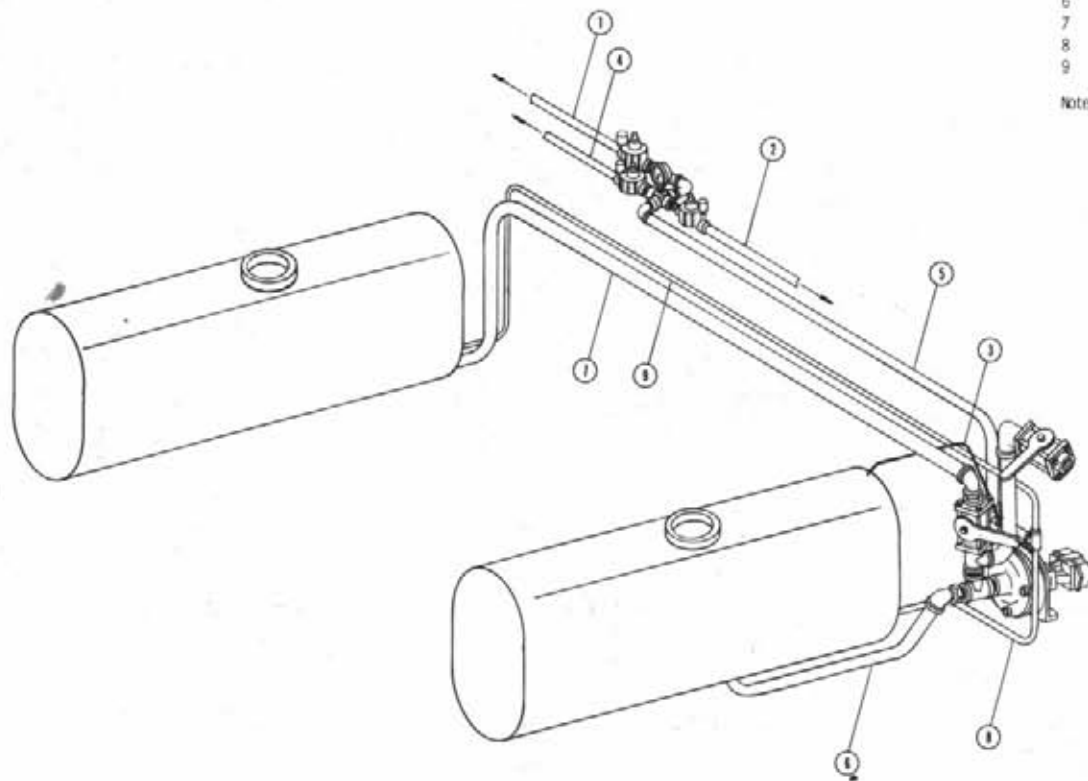


- 48 -

FRONT TOW BAR ASSEMBLY

Det.	Qty.	P/N	Description
1	2	007170	Safety Chain
2	2	007171	Clevis Hook
3	1	007104	Front Tow Bar Hitch Weldment
4	2	341213	Front Tow Bar Tube Weldment
5	1	650860	Do Not Exceed 25 MPH Weldment
6	2	900197	7/16 x 1 1/2 UNC Hex Bolt
7	4	900272	1/2 UNC x 3 1/2 Hex Bolt
8	6	900340	5/8 UNC x 3 1/2 Hex Bolt
9	2	914006	7/16 UNC Lock Nut
10	4	914008	1/2 UNC Lock Nut
11	6	914010	5/8 UNC Lock Nut
12	4	920005	5/8 Flat Washer
13	4	341215	Front Tow Bar Attachment Plate
14	2	920004	1/2 Flat Washer

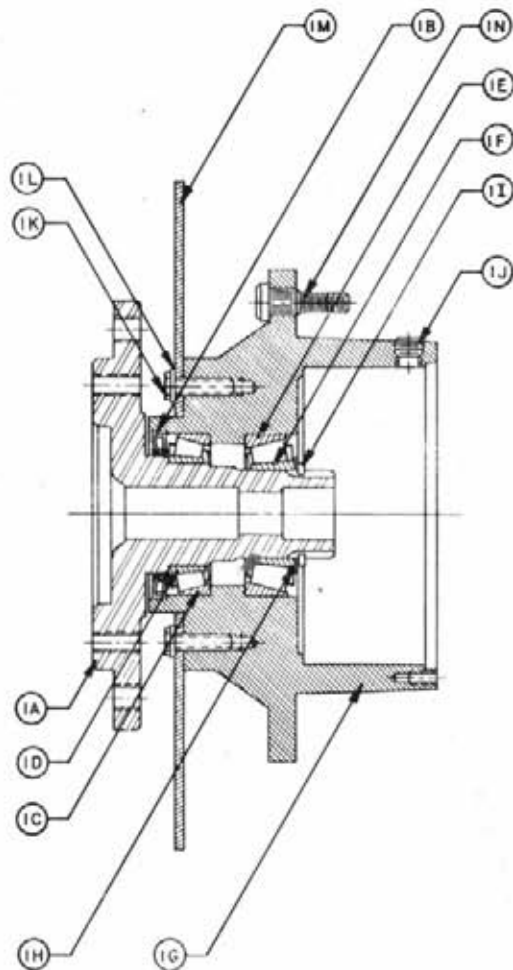




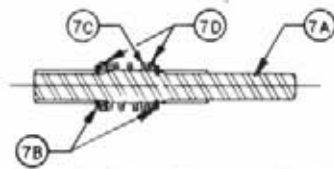
SOLUTION HOSE

Det.	Qty.	P/N	Description
1	1	601172	3/4 x 48 Center Feeder Hose
2	1	601177	3/4 x 242 Feeder Hose
3	1	601238	3/8 x 36 Hose
4	1	601239	3/4 x 324 Feeder Hose
5	1	601264	1 1/4 x 70 Hose
6	1	601261	1 1/4 x 32 Hose
7	1	601262	1 1/4 x 200 Hose
8	1	601259	1/2 x 30 Hose
9	1	601260	1/2 x 180.00 Hose

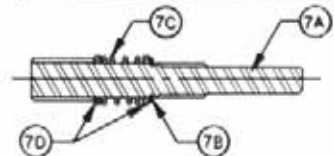
Note: Items 8 and 9 are used only with polyethylene tanks.



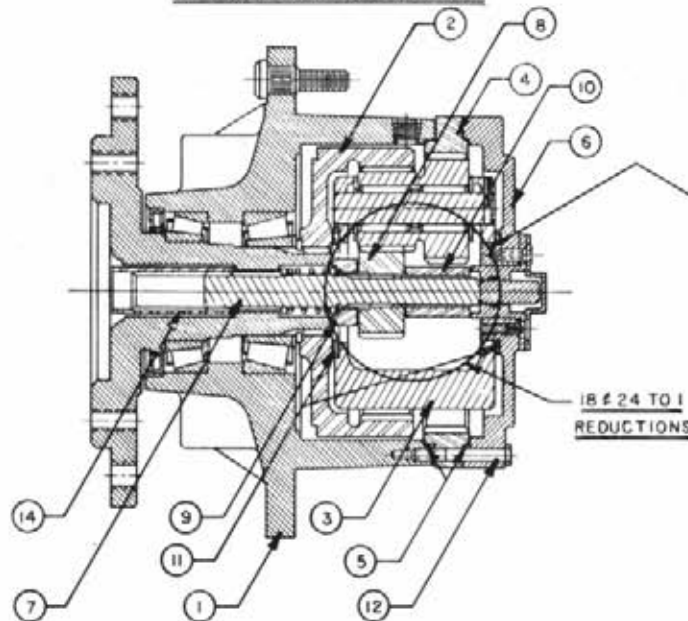
HUB-SPINDLE SUBASSEMBLY



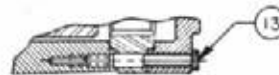
WIA INPUT SHAFT SUBASSEMBLY



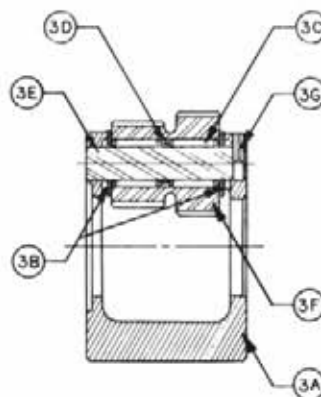
WIB INPUT SHAFT SUBASSEMBLY



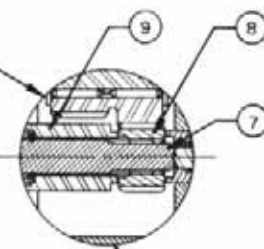
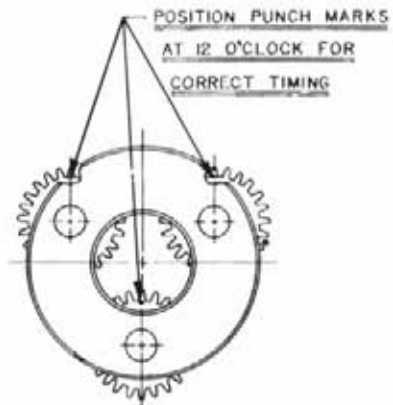
COMPLETE ASSEMBLY



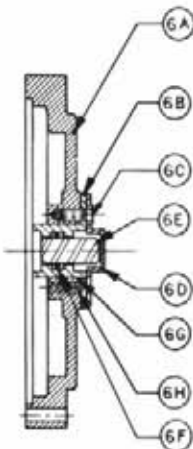
VIEW OF SHOULDER BOLT



CARRIER SUBASSEMBLY



30 & 35 & 68 TO 1 REDUCTIONS



COVER SUBASSEMBLY

THIS DRAWING AND DESIGN IS THE PROPERTY OF / AND ALL PROPRIETARY RIGHTS ARE RESERVED TO / FAIRFIELD MFG. CO., INC. THE RECIPIENT AGREES NOT TO DISCLOSE TO ANY PERSON OR ORGANIZATION ANY INFORMATION REGARDING THE DESIGN OR MANUFACTURE OF THE ARTICLE REPRESENTED HEREON, OR USE SAME IN ANY WAY DETERMENTAL TO THE INTEREST OF FAIRFIELD MFG. CO., INC.

DRAFTSMAN <b>Beck</b>		DATE 10-8-73	FAIRFIELD MFG. CO., INC. LAFAYETTE, IND. 47905
CHECKER			
PROJECT ENG.			TITLE SERVICE LITERATURE
RELEASED			SCALE: DRAWING NO. WIA & WIB

## 610291 - PLANETARY GEAR ASSEMBLY

ITEM	DESCRIPTION	PART NO.	QTY.
1	Hub-spindle sub-assembly	610154	1
1A	Spindle	610038	1
1B	Seal	610904	1
1C	Bearing cup	610905	1
1D	Bearing cone	610906	1
1E	Bearing cup	610907	1
1F	Bearing cone	610908	1
1G	Hub	610047	1
1H	Spacer	610909	1
1I	Retaining ring	610910	1
1J	Pipe plug	610147	2
1N	Stud	160911	9
2	Internal gear	610148	1
3	Carrier assembly	610933	1
4	Ring gear	610937	1
5	O-ring	610903	2
6	Cover assembly	610155	1
6A	Cover	610149	1
6B	Cover cap	610914	1
6C	Bolt	610150	4
6D	Disconnect cap	610901	1
6E	Disconnect rod	610915	1
6F	O-ring	610916	1
6G	O-ring	610917	1
6H	Pipe plug	610151	1
6J	ID plate	610152	1
7	Input shaft assembly	610048	1
7A	Input shaft	610046	1
7B	Retaining ring	610936	1
7C	Spring	610145	1
7D	Spacer	610153	2
8	Input gear	610919	1
9	Thrust spacer	610920	1
10	Thrust spacer	610921	1
11	Thrust washer	610922	2
12	Bolt	610930	12
13	Shoulder bolt	610923	4
14	Coupling	610037	1
16	Flat washer	610049	15

WHEEL DRIVE ASSEMBLY - 437617

<u>ITEM</u>	<u>PART NO.</u>	<u>QTY.</u>	<u>DESCRIPTION</u>
1			Hub-spindle sub-assembly
1A	610156	1	Spindle
1B	610904	1	Seal
1C	610905	1	Brg. cup
1D	610906	1	Brg. cone
1E	610907	1	Brg. cup
1F	610908	1	Brg. cone
1G	610047	1	Hub
1H	610909	1	Spacer
1I	610910	1	Retaining ring
1J	610147	2	Pipe plug
1N	610911	9	Stud
2	610148	1	Internal gear
3	610912	1	Carrier assembly
4	610929	1	Ring gear
5	610903	2	'0' ring
6	610157	1	Cover assembly
	610149	1	Cover
6A	610914	1	Cover cap
6B	610150	1	Bolt
6C	610901	4	Disconnect cap
6D	610901	1	Disconnect rod
6E	610915	1	'0' ring
6F	610916	1	'0' ring
6G	610917	1	'0' ring
6H	610151	1	pipe plug
6J	610152	1	ID plate
7	610158	1	Input shaft assembly
	610159	1	Input shaft
7A	610159	1	Retaining ring
7B	610936	2	Spring
7C	610145	1	Spacer
7D	610153	2	Input gear
8	610919	1	Thrust spacer
9	610920	1	Thrust spacer
10	610921	1	Thrust spacer
11	610922	1	Thrust washer
12	610930	2	Bolt
13	610923	12	Shoulder bolt
14	610931	4	Coupling
16	610049	1	Flat washer
17	610160	16	Retaining ring

# NOTICE

---

The following four pages contain decals for the  
1983 8240

These decals can be obtained from Hagie Mfg. Co. and should be used whenever your machine is repainted or when the decals become worn, weathered or faded.

Special attention should be paid to decals involving personal safety. They have been attached for your protection.

**KEEP THEM IN PLACE.**

Contact: Hagie Manufacturing Co.  
Box 273, Clarion, Iowa 50525

## 8240 DECALS

Qty.	P/N		
1	650814	Park Brake Decal	Near Parking Brake Lever
2	650815	No Passenger Decal	(1) - Left Rear Leg (1) - Left Inside Door Channel
1	650848	Slip or Fall Decal	On Left Rear Leg
1	650849	Engine Fuel Decal	Near Fuel Filler Neck
2	650850	Chemical Decal	On Solution Tank Lids
2	650851	Shields Decal	On Side of Top Engine Cover
1	650852	Read Manual Decal	On Front Cab Mounting Angle to Right of Steering
1	650853	Steering Console Decal	On Steering Column Cover
1	650856	Right Tank Gauge Decal	On Right Front Leg
1	650857	Left Tank Gauge Decal	On Left Front Leg
1	650858	Do Not Use Ether Decal	Near Air Cleaner Tube
1	650861	Vent Slide Decal	On Air Conditioner Console
2	650865	Hogtle Decal	On Sides of Top Engine Cover
2	650866	8240 Decal	On Sides of Top Engine Cover
1	650868	Boom Fold Decal	On Console Sheet Metal
1	650869	Boom Level & Lift Decal	On Console Sheet Metal
1	650831	Choke Decal	On Console Sheet Metal
1	650882	Wiper Decal	On Console Sheet Metal
1	650935	Speedometer Decal	On Speedometer Gauge
1	650939	Speed & Tach Decal	On Console Sheet Metal
1	650953	Gasoline Decal	Near Fuel Filler Neck
1	650954	Diesel Decal	Near Fuel Filler Neck
1	650952	Oil Decal	On Console Sheet Metal
1	650958	Gen Decal	On Console Sheet Metal

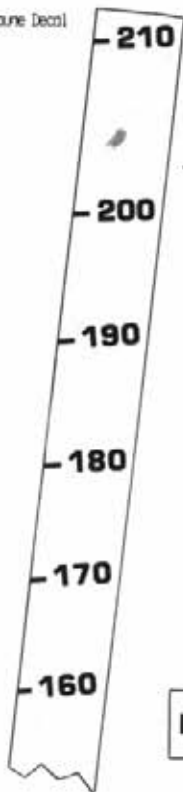
1	650967	Throttle Decal	On Console Sheet Metal
1	650968	Hydrostatic Decal	On Console Sheet Metal
1	650969	Spray Pressure Decal	On Console Sheet Metal
1	650970	Agitator Decal	On Console Sheet Metal
1	650981	Cooling System Decal	Near Radiator Cap
1	650982	Electrical System Decal	Left Hand Side of Oil Tank
4	650985	Wheel Bolt Torque Decal	On Each Wheel Rim
1	650860	Do Not Exceed 25 MPH	On Tow Bar Top Plate
1	650893	Diesel Start Decal	Cab Mounting Angle

# 8240

650066 - 8240 Decal

- 56 -

650057 - Left Tank Gauge Decal



Keep wheel bolts tight.  
See owner's manual for  
torque specifications.

650005 - Wheel Bolt Torque Decal

**CAUTION**  
Pressure cooling system.  
Remove cap slowly.

650001 - Cooling System Decal



650035 - Speedometer Decal



650968 - Hydrostatic Decal

L. LEVEL - LIFT - R. LEVEL

650069 - Boom Level and Lift Decal

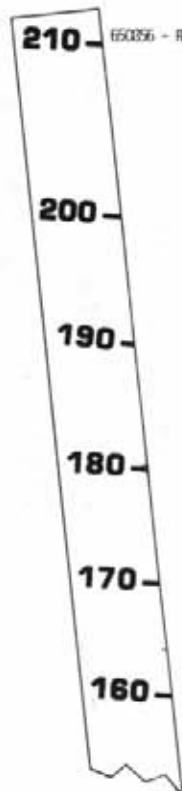
**CAUTION**  
FOR EMERGENCY STOP

1. MOVE CONTROL LEVER TO THE N (NEUTRAL) POSITION
2. APPLY BRAKES
3. TURN ENGINE OFF

FOLLOW THESE STEPS TO PREVENT INJURY OR DAMAGE

650053 - Steering Console Decal

650056 - Right Tank Gauge Decal





150  
140  
130  
120  
110  
100  
90  
80  
70  
60  
50  
40

150  
140  
130  
120  
110  
100  
90  
80  
70  
60  
50  
40

**CAUTION**

Electrical system is 12 volt negative ground. When using booster with jumper cables, precautions must be taken to prevent personal injury or damage to electrical parts.

1. Attach one end of jumper cable to positive terminal of booster battery and other end to positive terminal of vehicle battery connected to starter motor.
2. Attach one end of second cable to negative terminal of booster battery and other end to vehicle frame away from battery. Do not attach to cab or cab support.
3. To remove cables, reverse above sequence exactly to avoid sparks. See operator's manual for additional information.

650982 - Electrical System Decal

**CAUTION**

SHIELDS ARE FOR YOUR PROTECTION  
KEEP THEM IN PLACE

650051 - Shields Decal

**CAUTION**

DON'T RISK INJURY BY SLIPPING OR FALLING  
BE CAREFUL  
WATCH YOUR STEP

650948 - Slip or Fall Decal

**WARNING**

THIS MACHINE WAS NOT DESIGNED TO CARRY PASSENGERS  
FAILURE TO KEEP PASSENGERS OFF MAY RESULT IN THEIR INJURY OR DEATH.

650047 - No Passenger Decal

**PARKING BRAKE**

650014 - Park Brake Decal

**WARNING**

CHEMICALS ARE DANGEROUS.  
READ THE CHEMICAL MANUFACTURER'S LABELS TO AVOID INJURY OR DAMAGE.

650850 - Chemicals Decal

**GASOLINE**

650955 - Gasoline Decal

TO OPEN OUTSIDE AIR VENT PUSH VENT KNOB IN.  
TO CLOSE OUTSIDE VENT PULL KNOB OUT.

650861 - Vent Slide Decal

**CAUTION**

DO NOT USE ETHER AS A STARTING FLUID WITH THIS ENGINE. IT IS EQUIPPED WITH A GLOW PLUG IGNITER. USE OF ETHER MAY RESULT IN INJURY OR DEATH. SEE OPERATOR'S MANUAL FOR STARTING INSTRUCTIONS.

650858 - Do Not Use Ether Decal

**DIESEL**

650954 - Diesel Decal

**DIESEL STARTING INSTRUCTIONS**

TURN SWITCH TO POSITION R(RUN).  
RELEASE STOP CONTROL.  
OPEN THROTTLE FULLY.

WARM WEATHER OR ENGINE WARM  
TURN SWITCH TO HS (HEAT & START).

COLD WEATHER  
TURN SWITCH TO H(HEAT)FOR 15-20 SECONDS. TURN SWITCH TO HS.  
IF ENGINE DOESN'T START IN 20 SEC. RETURN TO H FOR 10 SEC. REPEAT HS. ENGINE OIL MUST CONFORM TO MIL-L-2104B 10W30 SEE MANUAL.

650893 - Diesel Start Decal

**GEN.**

650950 - Gen Decal

**OIL**

650957 - Oil Decal

FAST  
THROTTLE  
SLOW

650957 - Throttle Decal

**CHOKE**

650881 - Choke Decal

**WIPER**

650882 - Wiper Decal

HIGH — **SPRAY PRESSURE** — OFF

650960 - Spray Pressure Decal

FAST — **AGITATOR** — STOP

650970 - Agitator Decal

LEFT	CENTER	RIGHT
SPRAY	BOOM	CONTROL
	MAIN	ON/OFF

650973 - Boom Spray Decal

**L FOLD R**

650863 - Boom Fold Decal

**CAUTION**

ENGINE FUEL CAN BE DANGEROUS

- TURN OFF ENGINE BEFORE REFUELING.
- DO NOT SMOKE WHILE REFUELING.
- CLEAN OFF ANY SPILLED FUEL AFTER REFUELING.

CARELESSNESS WITH FUEL CAN KILL

650849 - Engine Fuel Decal

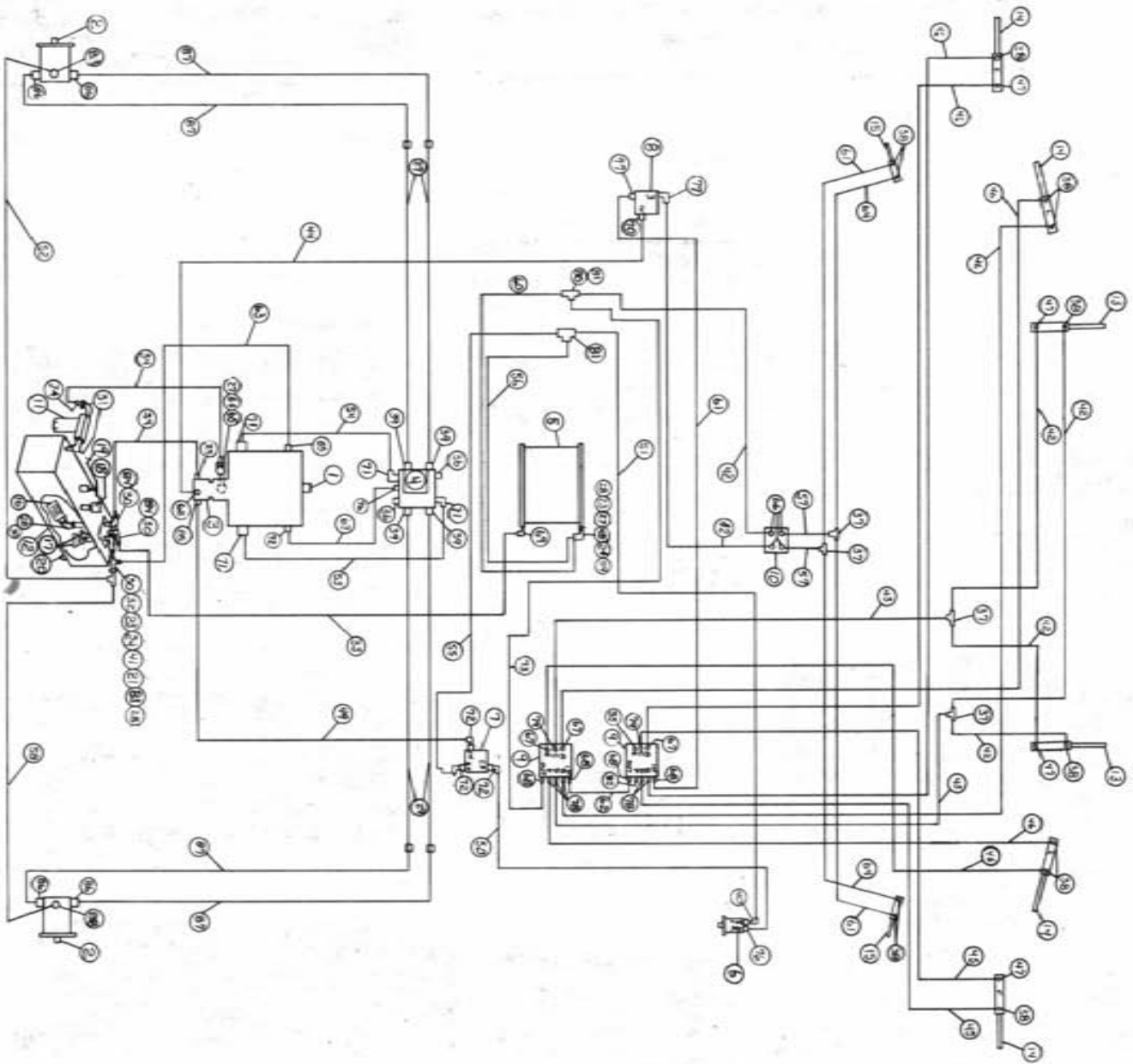
**CAUTION**

READ OPERATOR'S MANUAL BE ALERT LEARN TO OPERATE THIS MACHINE SAFELY. OBSERVE ALL SAFETY PRACTICES. MACHINES CAN BE HAZARDOUS IN THE HANDS OF AN UNFAMILIAR UNTRAINED OR COMPLACENT OPERATOR. SHUT OFF ENGINE BEFORE SERVICING. WHEN MECHANISM BECOMES CLOGGED SHUT OFF ENGINE BEFORE CLEANING. DON'T RISK INJURY OR DEATH.

650852 - Read Manual Decal

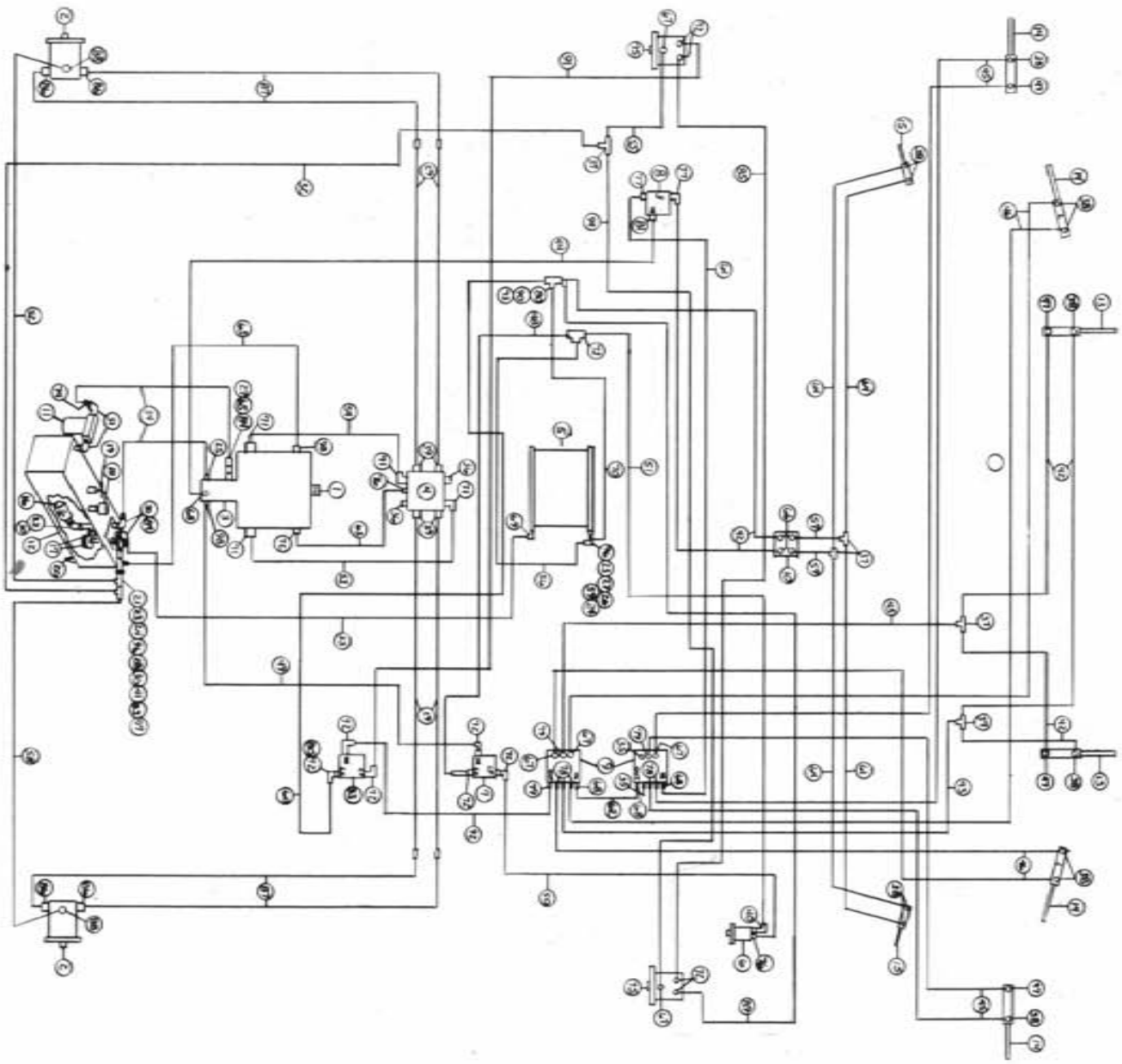
**M.P.H.**  
**OFF**  
**R.P.M.**

650979 - Speed and Tach Decal



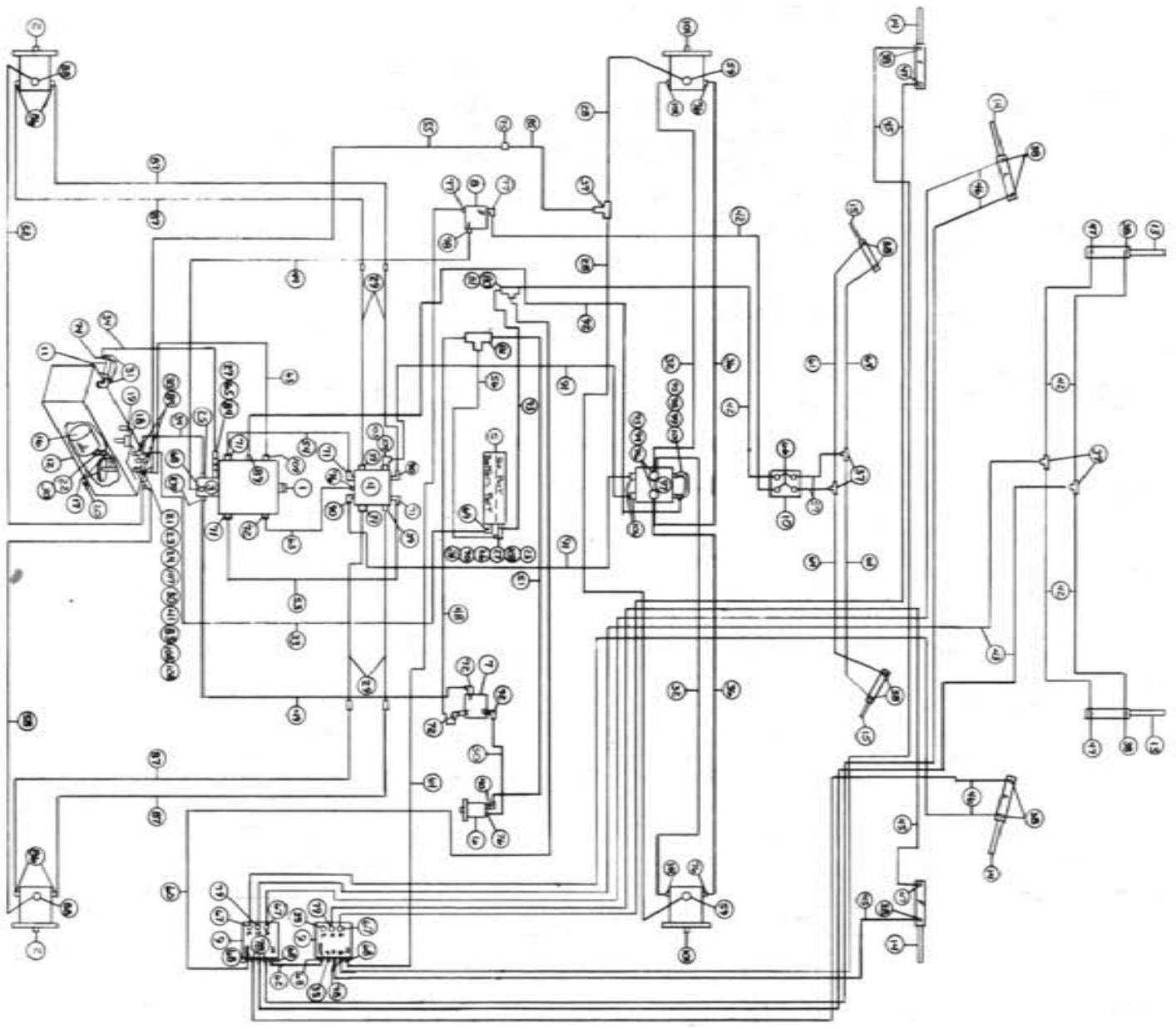
1983 8240 HYDRAULIC SCHEMATIC  
TWO-WHEEL DRIVE WITHOUT AGITATION  
REFERENCE DRAWING NO.-498124

Ref.	Part No.	Req.	Description	Ref.	Part No.	Req.	Description
1	606844	1	Sundstrand Series 23 Pump A-Mount	44	615343	1	06C1T-06FJX-10FJX-96.0
2	610030	2	Sundstrand Wheel Motor	45	614098	4	04C1T-06FJX-06FJX-201.0
3	610377	1	Cessna Auxiliary Pump 1.24 in <sup>3</sup> 4 Gal.	46	614154	4	04C1T-06FJX-06FJX-221.0
4	615003	1	Large Manifold	47	614365	4	Restrictor El Assembly .042 Dia.
5	618088	1	Oil Cooler	48	610300	1	3/4 NPT x 3/4 MJIC Connector
6	690249	1	Hypro Solution Pump	49	614546	1	08C1T-08FJX-08FJX-115.0
7	606818	1	Flow Control 0-16 FGR51 w/Relief	50	614547	1	08C1T-08FJX-08FJX90-144.0
8	610307	1	Flow Divider BG53	51	614548	1	08C1T-08FJX-08FJX90-120.0
9	606585	1	Cessna 3-Spool Valve	52	614549	1	06C1T-06FJX-06FJX-140.0
10	610318	1	Steering Motor 6.2 in. 3	53	615568	1	RH Hydraulic Tube Assembly
11	605601	1	Gresen Filter 10 Micron 40 GPM	54	615569	1	LH Hydraulic Tube Assembly
12	760097	1	Hydraulic Oil Tank	55	614382	1	08C1T-08FJX-08FJX-40.0
13	620499	2	Lift Cylinder	56	615590	1	10RB-08FJX-08FJX-66.0
14	620052	4	Fold & Level Cylinder 2 in.	57	615442	2	04C1T-06FJX-06FJX-55.0
15	620145	2	Steering Cylinder Assembly 1.5 x 6.0	58	615449	1	06C1T-06FJX-06FJX-126.0
16	605600	1	Michigan Filter	59	610305	1	3/4 NPT-90° x 3/4 MJIC Elbow
17	605603	2	Line Diffuser	60	614368	1	08C1T-08FJX-08FJX-60.0
18	611051	1	Pressure Cap 3/4 NPT SLB.	61	616026	3	04C1T-06FJX-06FJX-37.0
19	614453	1	Dipstick 8 in.	62	616042	1	04C1T-04FJX-06FJX-13.0
20	501102	1	1/4 Pipe Plug	63	615465	2	06C1T-06FJX-06FJX-35.0
21	503000	1	1/2 to 1/4 Reducer Bushing	64	616056	2	04C1T-06FJX-06FJX-32.0
22	504702	2	3/4 Close Nipple	65	618090	1	1 5/16 O-Ring x 1 NPT Adapter
23	504955	2	3/4 Pipe Tee	66	618109	4	3/4 MOR x 9/16 MJIC
24	618336	1	1 1/16 MOR to 1 Hose Barb	67	618119	3	9/16 MOR x 90° x 9/16 MJIC Elbow
25	505203	1	1 NPT x 4 in. Pipe Nipple	68	618126	5	9/16 MOR x 9/16 MJIC x 37° Connector
26	505200	1	1 x 90° Street Elbow	69	618138	1	1 NPT x 90° x 1 Hose Barb
27	505213	2	1 NPT to 3/4 Reducer Bushing	70	611126	1	7/8 MOR x 7/8 MJIC Connector
28	611141	4	12WM-12FJX-12MJ-53.0	71	618178	4	1 5/16 MOR x 90° x 1 5/16 JIC Conn.
29	505300	4	1 x 90° Elbow	72	618183	4	7/8 MOR x 90° x 3/4 MJIC Elbow
30	505410	4	1 1/4 x 90° Street Elbow	73	616028	1	04C1T-06FJX-06FJX-46.0
31	504210	1	3/4 to 1/2 Reducer Bushing	74	715664	1	1 1/4 x 1 Hose Barb
32	601255	1	1 in. 2 Braid Red x 104.0	76	618241	2	3/4 MOR x 90° x 3/4 MJIC Elbow
33	601256	2	1 in. 2 Braid Red x 31.0	77	618310	2	7/8 MOR x 9/16 MJIC Connector
34	610185	2	9/16 O-Ring Plug	78	618425	5	9/16 MOR x 45° x 9/16 MJIC
35	610186	2	1 1/16 O-Ring Plug	79	618440	2	9/16 MOR x 90° x 9/16 MJIC Long
36	610193	4	3/8 Bulhead Branch Tee	80	618482	2	3/4 FJIC x 9/16 MJIC
37	611122	4	1/4 NPT x 90° x 9/16 NPT Male Elbow	81	618311	2	3/4 MJIC Union Tee
38	611127	12	1 1/16 MOR x 1 1/16 MJIC Connector	83	618520	1	1/4 MNPT x 9/16 MJIC Run Tee
39	611145	4	1/2 NPT x 90° x 3/4 NPT Male Elbow	84	714560	1	1 NPT x 1 Hose Barb
40	610300	1	3/4 NPT x 3/4 MJIC Connector	85	618327	3	7/8 MOR x 3/4 MJIC Connector
41	611204	1	04C1T-06FJX-06FJX-78.0	86	618302	4	1 5/16 MOR x 90° x 1 1/16 MJIC
42	611206	6	04C1T-06FJX-06FJX-66.0	87	615571	4	Hydraulic Tube Assembly-Rear Legs
43		2		88	618496	2	3/4 MOR x 45° x 9/16 MJIC Elbow



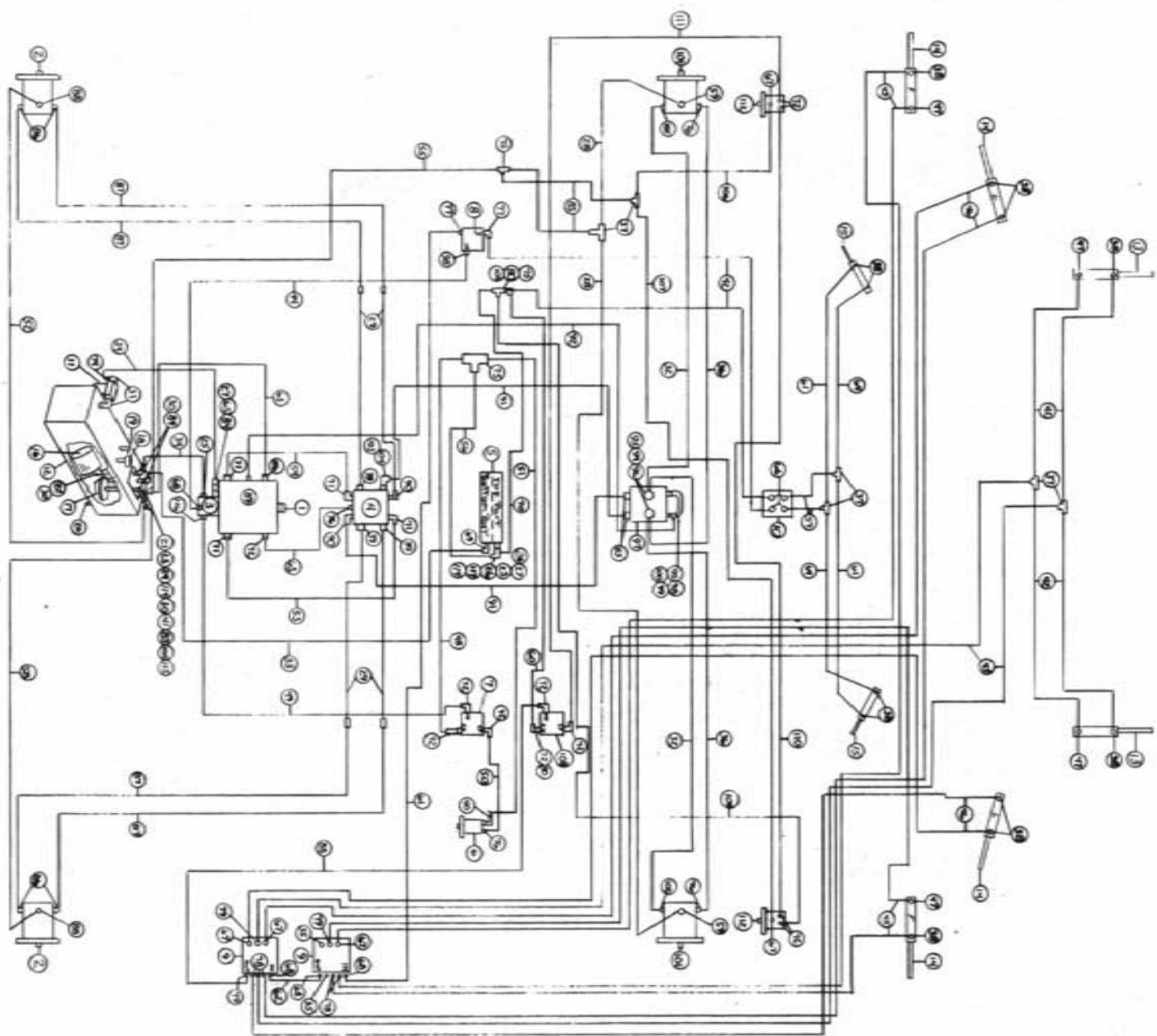
1983 8240 HYDRAULIC SCHEMATIC  
TWO-WHEEL DRIVE WITH AGITATION  
REFERENCE DRAWING NO.-498127

Ref.	Part No.	Req.	Description	Ref.	Part No.	Req.	Description
1	606844	1	Sundstrand Series 23 Pump A-Mount	49	614546	1	08C1T-08FJX-08FJX-115.0
2	610030	2	Sundstrand Wheel Motor	50	614547	1	08C1T-08FJX-08FJX90-144.0
3	610377	1	Cessna Auxiliary Pump 1.24 in. <sup>3</sup>	51	614548	1	08C1T-08FJX-08FJX90-120.0
4	615003	1	Large Manifold	52	614549	1	06C1T-06FJX-06FJX-140.0
5	618088	1	011 Cooler	53	615568	1	RH Hydraulic Tube Assembly
6	690249	1	Hypro Solution Pump	54	615569	1	LH Hydraulic Tube Assembly
7	606818	1	Flow Control 0-16 FCRS1 w/Relief	55	615474	1	04C1T-06FJX-06FJX45-90.0
8	610307	1	Flow Divider 8G53	56	615590	1	10RLB-08FJX-08FJX-66.0
9	606585	2	Cessna 3-Spool Valve	57	615442	2	04C1T-06FJX-06FJX-55.0
10	610318	1	Steering Motor 6.2 in. <sup>3</sup>	58	615449	1	06C1T-06FJX-06FJX-126.0
11	605601	1	Gresen Filter 10 Micron 40 GPM	59	610305	1	3/4 NPT-90° x 3/4 MJIC Elbow
12	760097	1	Hydraulic 011 Tank	60	616028	1	06C1T-06FJX-06FJX-37.0
13	620499	2	Lift Cylinder	61	616026	3	04C1T-06FJX-06FJX-46.0
14	620052	4	Fold & Level Cylinder 2 in.	62	616042	1	04C1T-06FJX-06FJX-13.0
15	620145	2	Steering Cylinder Assembly 1.5 x 6.0	63	615465	2	06C1T-06FJX-06FJX-35.0
16	605600	2	Michigan Filter	64	616056	2	04C1T-06FJX-06FJX-32.0
17	605603	2	Line Diffuser	65	618090	1	1 5/16 MOR x 1 NPT Adapter
18	611051	1	Pressure Cap 3/4 NPT SLb.	66	618109	4	3/4 MOR x 9/16 MJIC
19	614453	1	Dipstick 8 in.	67	618119	5	9/16 MOR x 90° x 9/16 MJIC Elbow
20	501102	1	1/4 NPT Pipe Plug	68	618126	4	9/16 MOR x 9/16 MJIC x 3/78 Conn.
21	503000	1	1/2 NPT to 1/4 NPT Reducer Bushing	69	618138	1	1 NPT x 90° x 1 Hose Barb
22	505033	1	1 NPT x 4 in. Pipe Nipple	70	614368	1	08C1T-08FJX-08FJX-60.0
23	504702	2	3/4 Close Nipple	71	618178	4	1 5/16 MOR x 90° x 1 5/16 JIC Conn.
24	504955	2	3/4 Pipe Tee	72	618183	11	7/8 MOR x 90° x 3/4 MJIC Elbow
25	618336	1	1 1/16 MOR to 1 Hose Barb	73	618311	1	3/4 MJIC Union Tee
26	610300	1	3/4 NPT x 3/4 MJIC Connector	74	715664	1	1 1/4 NPT x 1 Hose Barb
27	505200	2	1 NPT x 90° Street Elbow	75	610044	2	Barnes Agitator Motor
28	618486	1	9/16 FJIC Swivel Run Tee	76	618241	2	3/4 MOR x 90° x 3/4 MJIC Elbow
29	611141	4	12TM-12FJX-12MJ-53.0	77	618310	2	7/8 MOR x 9/16 MJIC Connector
30	505300	4	1 NPT x 90° Elbow	78	618425	5	9/16 MOR x 45° x 9/16 MJIC
31	506410	2	1 1/4 NPT x 90° Street Elbow	79	618440	3	9/16 MOR x 90° x 9/16 MJIC Long
32	611210	1	4C1T-06FJX-06FJX-156.0	80	618482	3	3/4 FJIC x 9/16 MJIC
33	601255	1	1 in. 2 Braid Red x 104.0	81	611126	1	7/8 MOR x 7/8 MJIC Connector
34	601256	2	1 in. 2 Braid Red x 31.0	83	618520	1	1/4 NPT x 9/16 MJIC Run Tee
35	610185	2	9/16 MOR Plug	84	714560	3	1 NPT x 1 Hose Barb
36	610186	2	1 1/16 MOR Plug	85-	615445,	1	<del>06C1T-06FJX-06FJX-104.0</del> @C2AT.GMP-
37	610193	5	3/8 NPT Bulkhead Branch Tee	86	618302	4	1 5/16 MOR x 90° x 1 1/16 MJIC
38	611122	12	1/4 NPT x 90° x 9/16 NPT Male Elbow	87	615571	4	Hydraulic Tube Assembly-Rear Legs
39	611127	4	1 1/16 MOR x 1 1/16 MJIC Connector	88	618496	2	3/4 MOR x 45° x 9/16 MJIC Elbow
40	611145	1	1/2 NPT x 90° x 3/4 NPT Male Elbow	89	615456	1	06C1T-08FJX-08FJX-137.0
41	610300	1	3/4 NPT x 3/4 MJIC Connector	90	618451	1	3/4 FJIC Swivel Run Tee
42	611204	6	04C1T-06FJX-06FJX-78.0	91-	615454	1	06C1T-06FJX-08FJX-141.0
43	611206	2	04C1T-06FJX-06FJX-66.0	92	615473	1	06C1T-06FJX-08FJX-18.0
44	615343	1	06C1T-06FJX-10FJX-96.0	93	606827	1	Flow Divider 0-3 GPM 7/8 Ports
45	614098	4	04C1T-06FJX-06FJX-201.0	94	615475	1	04C1T-06FJX-06FJX45-78.0
46	614154	4	04C1T-06FJX-06FJX-221.0	96	505213	2	1 NPT to 3/4 NPT Reducer Bushing
47	614365	4	Restrictor El Assembly .042 Dia.	97	504210	1	3/4 NPT to 1/2 NPT Reducer Bushing
48	614382	1	08C1T-08FJX-08FJX-40.0	98	618327	2	7/8 MOR x 3/4 MJIC Connector



1983 8240 HYDRAULIC SCHEMATIC  
 FOUR-WHEEL DRIVE WITHOUT AGITATION  
 REFERENCE DRAWING NO.-498125

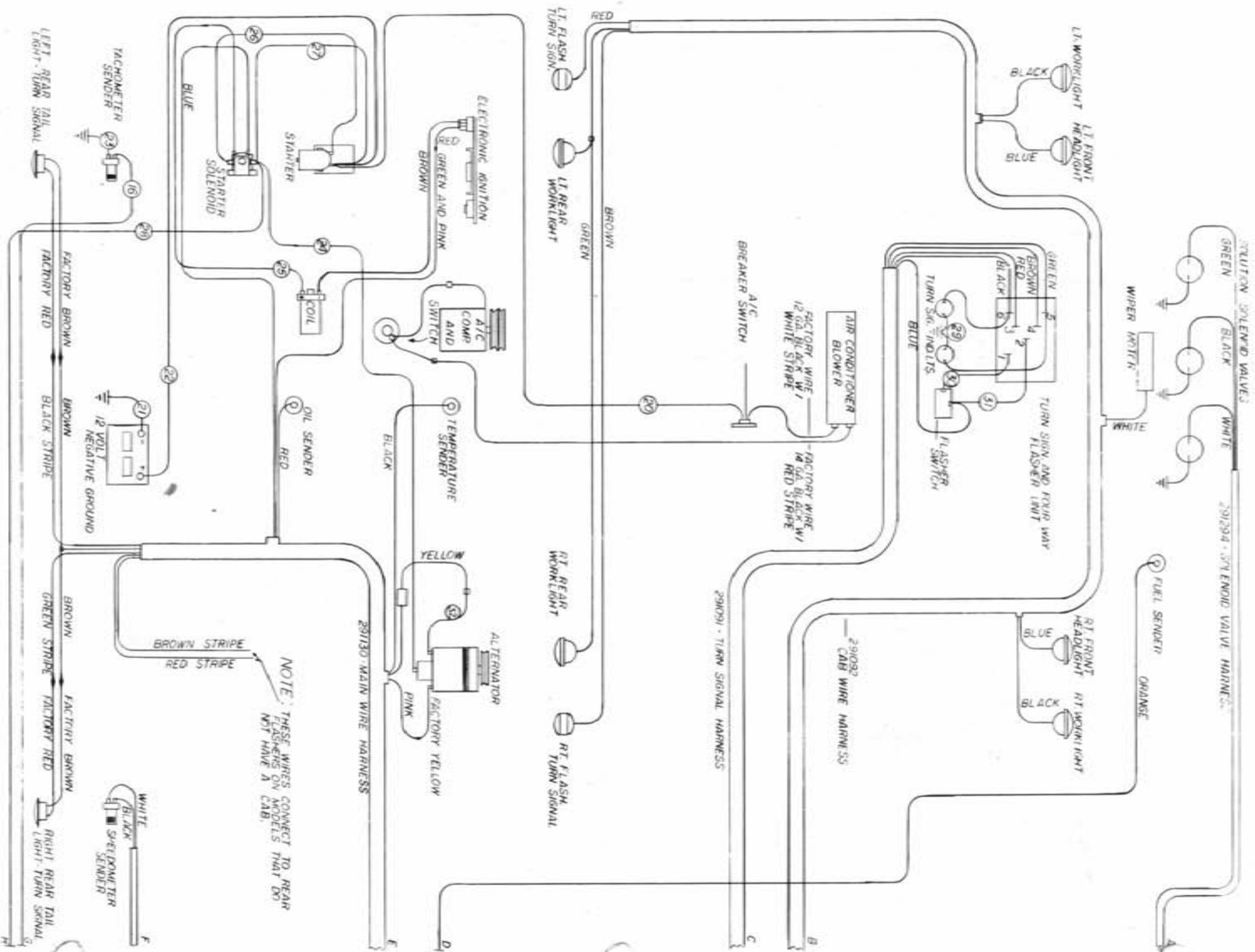
Ref.	Part No.	Req.	Description	Ref.	Part No.	Req.	Description
1	606844	1	Sundstrand Series 23 Pump A-Mount	55	614425	1	08C1T-08FJX-08FJX-132.0
2	610030	2	Sundstrand Wheel Motor Series 18	56	615590	1	10RLB-08FJX-08FJX-66.0
3	610377	1	Cessna Auxiliary Pump 1.24 in.	57	615442	2	04C1T-06FJX-06FJX-55.0
4	615003	1	Large Manifold	58	615449	1	06C1T-06FJX-06FJX-126.0
5	618098	1	011 Cooler	59	618115	2	3/4 MOR x 90° x 9/16 MJIC Elbow
6	690249	1	Hypro Solution Pump	60	616028	1	04C1T-06FJX-06FJX-46.0
7	606818	1	Flow Control 0-16 FCR51 w/Relief	61	616026	3	04C1T-06FJX-06FJX-37.0
8	610307	1	Flow Divider BG53	62	616042	1	04C1T-06FJX-06FJX-13.0
9	606585	2	Cessna 3-Spool Valve 3	63	615465	2	06C1T-06FJX-06FJX-35.0
10	610318	1	Steering Motor 6.2 in.	64	616056	2	04C1T-06FJX-06FJX-32.0
11	605601	1	Gresen Filter 10 Micron 40 GPM	65	618090	1	1 5/16 MOR x 1 MNPT Adapter
12	760097	1	Hydraulic Oil Tank	66	618109	4	3/4 MOR x 9/16 MJIC
13	620499	2	Lift Cylinder	67	618119	3	9/16 MOR x 90° x 9/16 MJIC Elbow
14	620052	4	Fold & Level Cylinder 2 in.	68	618126	5	9/16 MOR x 90° x 9/16 MJIC x 37° Connector
15	620145	2	Steering Cylinder Assembly 1.5 x 6.0	69	618138	1	1 NPT x 90° x 1 Hose Barb
16	605600	1	Michigan Filter	70	610305	1	3/4 NPT x 90° x 3/4 MJIC Elbow
17	605603	2	Line Diffuser	71	618178	4	1 5/16 MOR x 90° x 1 5/16 JIC Conn.
18	611051	1	Pressure Cap 3/4 NPT 5 Lb.	72	618183	4	7/8 MOR x 90° x 3/4 MJIC Elbow
19	614453	1	Dipstick 8 in.	73	614368	1	08C1T-08FJX-08FJX-60.0
20	501102	1	1/4 NPT Pipe Plug	74	715664	1	1 1/4 NPT x 1 Hose Barb
21	503000	1	1/2 NPT to 1/4 NPT Reducer Bushing	75	618314	1	3/4 MJIC x 3/4 MJIC Connector
22	505203	1	1 NPT x 4 Pipe Nipple	76	618321	4	3/4 MOR x 90° x 3/4 MJIC Elbow
23	504702	2	Close Nipple	77	618310	2	7/8 MOR x 9/16 MJIC Connector
24	504955	2	3/4 NPT Pipe Tee	78	618425	5	9/16 MOR x 45° x 9/16 MJIC
25	618336	1	1 1/16 MOR to 1 Hose Barb	79	618440	2	9/16 MOR x 90° x 9/16 MJIC Long
26	610300	1	3/4 NPT x 3/4 MJIC Connector	80	618482	2	3/4 MJIC Union Tee
27	505200	2	1 NPT x 90° Street Elbow	81	618311	2	3/4 MJIC Elbow
28	615450	2	06C1T-06FJX-06FJX45-112.0	83	618520	1	1/4 MNPT x 9/16 MJIC Run Tee
29	611141	4	12TMM-12FJX-12MJ-53.0	84	714560	3	1 NPT x 1 Hose Barb
30	505300	4	1 NPT x 90° Elbow	85	615473	4	06C1T-06FJX-08FJX-18.0
31	506410	2	1 1/4 NPT x 90° Elbow	86	618302	1	1 5/16 MOR x 90° x 1 1/16 MJIC
32	615426	2	08TMM-08FJX90-10FJX-114.0	87	615571	4	Hydraulic Tube Assembly-Rear Legs
33	601255	1	1 in. 2 Braided Red x 104.0	88	618496	2	3/4 MOR x 45° x 9/16 MJIC Elbow
34	601256	2	1 in. 2 Braided Red x 31.0	89	618114	2	7/16 MOR x 90° x 9/16 MJIC Elbow
35	610185	2	9/16 MOR Plug	90	618248	1	1 1/16 MOR x 90° x 1 1/16 MJIC Elbow
36	615427	2	08TMM-08FJX-10FJX-107.0	91	615589	2	08TMM-12FJX-12FJX-126.0
37	611093	5	3/8 NPT Bulbhead Branch Tee	92	614076	2	04C1T-06FJX-06FJX-119.0
38	611122	12	1/4 NPT x 90° x 9/16 NPT Male Elbow	93	618301	2	7/8 MJIC x 90° x 7/8 FJIC Swivel
39	611127	3	1 1/16 MOR x 1 1/16 MJIC Connector	94	618333	2	7/8 FJIC Swivel Run Tee
40	611145	1	1/2 NPT x 90° x 3/4 NPT Male Elbow	95	618132	2	1 1/16 MOR to 7/8 FOR Reducer
41	610300	1	3/4 NPT x 3/4 MJIC Connector	96	618535	2	1 1/16 MOR x 90° x 7/8 MJIC Elbow
42	611204	6	04C1T-06FJX-06FJX-78.0	97	606003	1	4-Wheel Drive Selector Valve
43	611206	2	04C1T-06FJX-06FJX-66.0	98	611126	2	7/8 MOR x 7/8 MJIC Connector
44	615343	1	06C1T-06FJX-10FJX-96.0	99	614198	1	4-Wheel Drive U-Tube Assembly
45	614098	4	04C1T-06FJX-06FJX-201.0	100	618287	1	7/8 MOR x 7/8 MJIC x 9/16 MJIC Tee
46	614154	4	04C1T-06FJX-06FJX-221.0	101	610029	2	Sundstrand Series 15 Wheel Motor
47	614365	4	Restrictor ET Assembly .042 Dia.	102	611125	2	3/4 MOR x 3/4 MJIC Connector
48	614382	1	08C1T-08FJX-08FJX-40.0	103	610028	2	Flow Control 16 GPM
49	614546	1	08C1T-08FJX-08FJX-115.0	104	618279	1	7/8 MOR x 90° x 1 1/16 MJIC Connector
50	614547	1	08C1T-08FJX-08FJX90-144.0	105	618451	1	3/4 FJIC Swivel Run Tee
51	614548	1	08C1T-08FJX-08FJX90-120.0	106	611127	2	1 1/16 MOR x 1 1/16 MJIC Connector
52	614549	1	06C1T-06FJX-06FJX-140.0	107	505213	2	1 NPT to 3/4 NPT Reducer Bushing
53	615568	1	RH Hydraulic Tube Assembly	108	504210	1	3/4 NPT to 1/2 NPT Reducer Bushing
54	615569	1	LH Hydraulic Tube Assembly	109	618327	2	7/8 MOR x 3/4 MJIC Connector

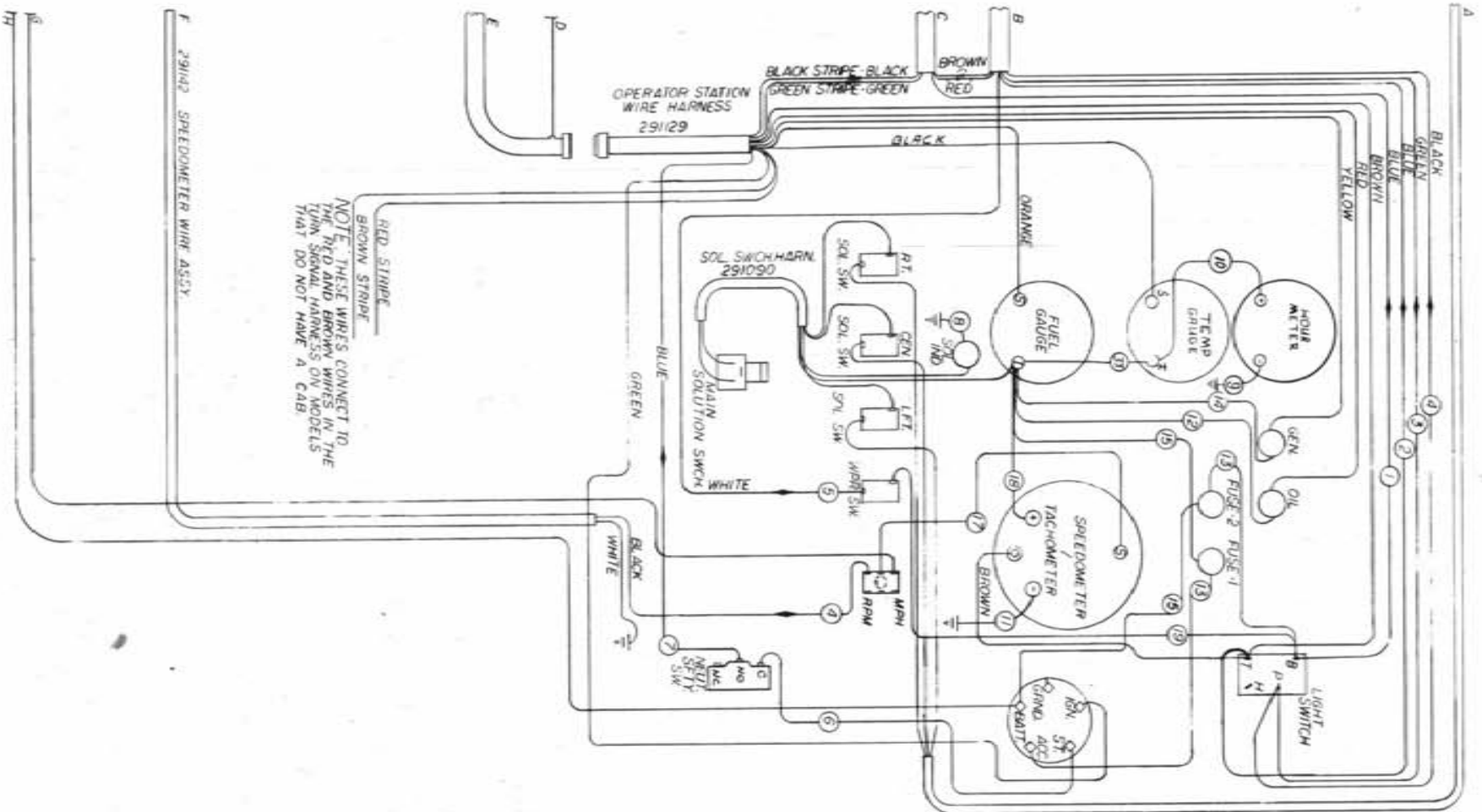




1983 8240 HYDRAULIC SCHEMATIC  
 FOUR-WHEEL DRIVE WITH AGITATION  
 REFERENCE DRAWING NO.-498126

Ref.	Part No.	Req.	Description	Ref.	Part No.	Req.	Description
1	606844	1	Sundstrand Series 23 Pump A-Mount	58	615449	1	06C1T-06FJX-06FJX-126.0
2	610030	2	Sundstrand Wheel Motor	59	618115	2	3/4 MOR x 90° x 9/16 MJIC Elbow
3	610377	1	Cessna Auxiliary Pump 1.24 in. <sup>3</sup>	60	616028	1	06C1T-06FJX-06FJX-46.0
4	615003	1	Large Manifold	61	616026	3	04C1T-06FJX-06FJX-37.0
5	618088	1	Oil Cooler	62	616042	1	04C1T-06FJX-06FJX-13.0
6	690249	1	Hypro Solution Pump	63	615465	2	06C1T-06FJX-06FJX-35.0
7	606818	1	Flow Control 0-16 FCR51 w/Relief	64	616056	2	04C1T-06FJX-06FJX-32.0
8	610307	1	Flow Divider BG53	65	618090	1	1 5/16 MOR x 1 MNPT Adapter
9	606585	2	Cessna 3-Spool Valve	66	618109	4	3/4 MOR x 9/16 MJIC
10	610318	1	Steering Motor 6.2 in. <sup>3</sup>	67	618119	5	9/16 MOR x 90° x 9/16 MJIC Elbow
11	605601	1	Gresen Filter 10 Micron 40 GPM	68	618126	4	9/16 MOR x 9/16 MJIC x 3/8 Connector
12	760097	1	Hydraulic Oil Tank	69	618138	4	1 NPT x 90° x 1 Hose Barb
13	620499	2	Lift Cylinder	70	614368	1	08C1T-08FJX-08FJX-60.0
14	620052	4	Fold & Level Cylinder 2 in.	71	618178	4	1 5/16 MOR x 90° x 1 5/16 JIC Conn.
15	620145	2	Steering Cylinder Assembly 1.5 x 6.0	72	618183	11	7/8 MOR x 90° x 3/4 MJIC Elbow
16	605600	1	Michigan Filter	74	715664	1	1 1/4 NPT x 1 Hose Barb
17	605603	2	Line Diffuser	75	618311	3	3/4 MJIC Union Tee
18	611051	1	Pressure Cap 3/4 NPT 5Lb.	76	618241	4	3/4 MOR x 90° x 3/4 MJIC Elbow
19	614453	1	Dipstick 8 in.	77	618310	2	7/8 MOR x 9/16 MJIC Elbow
20	501102	1	1/4 NPT Pipe Plug	78	618425	5	9/16 MOR x 45° x 9/16 MJIC
21	503000	1	1/2 NPT x 1/4 NPT Reducer Bushing	79	618440	3	9/16 MOR x 90° x 9/16 MJIC Long
22	505203	1	1 NPT x 4 in. Pipe Nipple	80	618482	3	3/4 FJIC x 9/16 MJIC
23	504702	2	Close Nipple	83	618520	1	1/4 MNPT x 9/16 MJIC Run Tee
24	504955	2	3/4 NPT Pipe Tee	84	714560	3	1 NPT x 1 Hose Barb
25	618336	1	1 1/16 MOR to 1 Hose Barb	85	615473	3	06C1T-06FJX-08FJX-18.0
26	610300	1	3/4 NPT x 3/4 MJIC Connector	86	618302	4	1 5/16 MOR x 90° x 1 1/16 MJIC
27	505200	2	1 NPT x 90° Street Elbow	87	615571	4	Hydraulic Tube Assembly-Rear Legs
28	615450	2	06C1T-06FJX-06FJX45-112.0	88	618496	2	3/4 MOR x 45° x 9/16 MJIC Elbow
29	611141	4	12TMW-12FJX-12MJ-53.0	89	618114	2	7/16 MOR x 90° & 9/16 MJIC Elbow
30	505300	4	1 NPT x 90° Elbow	90	618248	2	1 1/16 MOR x 90° x 1 1/16 MJIC Elbow
31	506410	2	1 1/4 NPT x 90° Elbow	91	615589	2	08TMW-12FJX-12FJX-126.0
32	615426	2	08TMW-08FJX90-10FJX-114.0	92	614076	2	04C1T-06FJX-06FJX-119.0
33	601255	1	1 in. 2 Braid Red x 104.0	93	618301	2	7/8 MJIC x 90° x 7/8 FJIC Elbow
34	601256	2	1 in. 2 Braid Red x 31.0	94	618333	2	7/8 FJIC Swivel Run Tee
35	610185	2	9/16 MOR Plug	95	618132	2	1 1/16 MOR to 7/8 FOR Reducer
36	615427	2	08TMW-08FJX-10FJX-107.0	96	618535	2	1 1/16 MOR x 90° x 7/8 MJIC Elbow
37	610193	6	3/8 NPR Bulkhead Branch Tee	97	606003	1	4-Wheel Drive Selector Valve
38	611122	12	1/4 NPT x 90° x 9/16 NPT Male Elbow	98	611126	2	7/8 MOR x 7/8 MJIC Connector
39	611127	3	1 1/16 MOR x 1 1/16 MJIC Connector	99	614198	1	4-Wheel Drive U-Tube Assembly
40	611145	1	1/2 NPT x 90° x 3/4 NPT Male Elbow	100	618287	1	7/8 MOR x 7/8 MJIC x 9/16 MJIC Tee
41	610300	1	3/4 NPT x 3/4 MJIC Connector	101	610029	2	Sundstrand Series 15 Wheel Motor
42	611204	6	04C1T-06FJX-06FJX-78.0	102	611125	2	3/4 MOR x 3/4 MJIC Connector
43	611206	2	04C1T-06FJX-06FJX-66.0	103	610028	1	Flow Control 16 GPM
44	615343	4	06C1T-06FJX-10FJX-96.0	104	618279	1	7/8 MOR x 90° x 1 1/16 MJIC Connector
45	614098	4	04C1T-06FJX-06FJX-201.0	105	618451	2	3/4 FJIC Swivel Run Tee
46	614154	4	04C1T-06FJX-06FJX-221.0	106	615474	1	04C1T-06FJX-06FJX45-90.0
47	614265	4	Restrictor El Assembly .042 Dia.	107	615475	1	04C1T-06FJX-06FJX45-78.0
48	614382	1	08C1T-08FJX-08FJX-40.0	108	606827	1	Flow Divider 0-3 GPM 7/8 Ports
49	614546	1	08C1T-08FJX-08FJX-115.0	109	615456	1	06C1T-08FJX-08FJX-137.0
50	614547	1	08C1T-08FJX-08FJX90-144.0	110	615455	1	06C1T-08FJX-08FJX-185.0
51	614548	1	08C1T-08FJX-08FJX90-120.0	111	615454	1	06C1T-08FJX-08FJX90-147.0
52	614549	1	06C1T-06FJX-06FJX-140.0	112	610044	2	Barnes Agitator Motor
53	615568	1	RH Hydraulic Tube Assembly	113	611127	2	1 1/16 MOR x 1 1/16 MJIC Connector
54	615569	1	LH Hydraulic Tube Assembly	114	505213	2	1 NPT to 3/4 NPT Reducer Bushing
55	614425	1	08C1T-08FJX-08FJX-132.0	115	504210	1	3/4 NPT to 1/2 NPT Reducer Bushing
56	615590	1	10RLB-08FJX-08FJX-66.0	116	618327	1	7/8 MOR x 3/4 MJIC Connector
57	615442	2	04C1T-06FJX-06FJX-55.0	117	610305	2	3/4 NPT x 90° x 3/4 MJIC Elbow





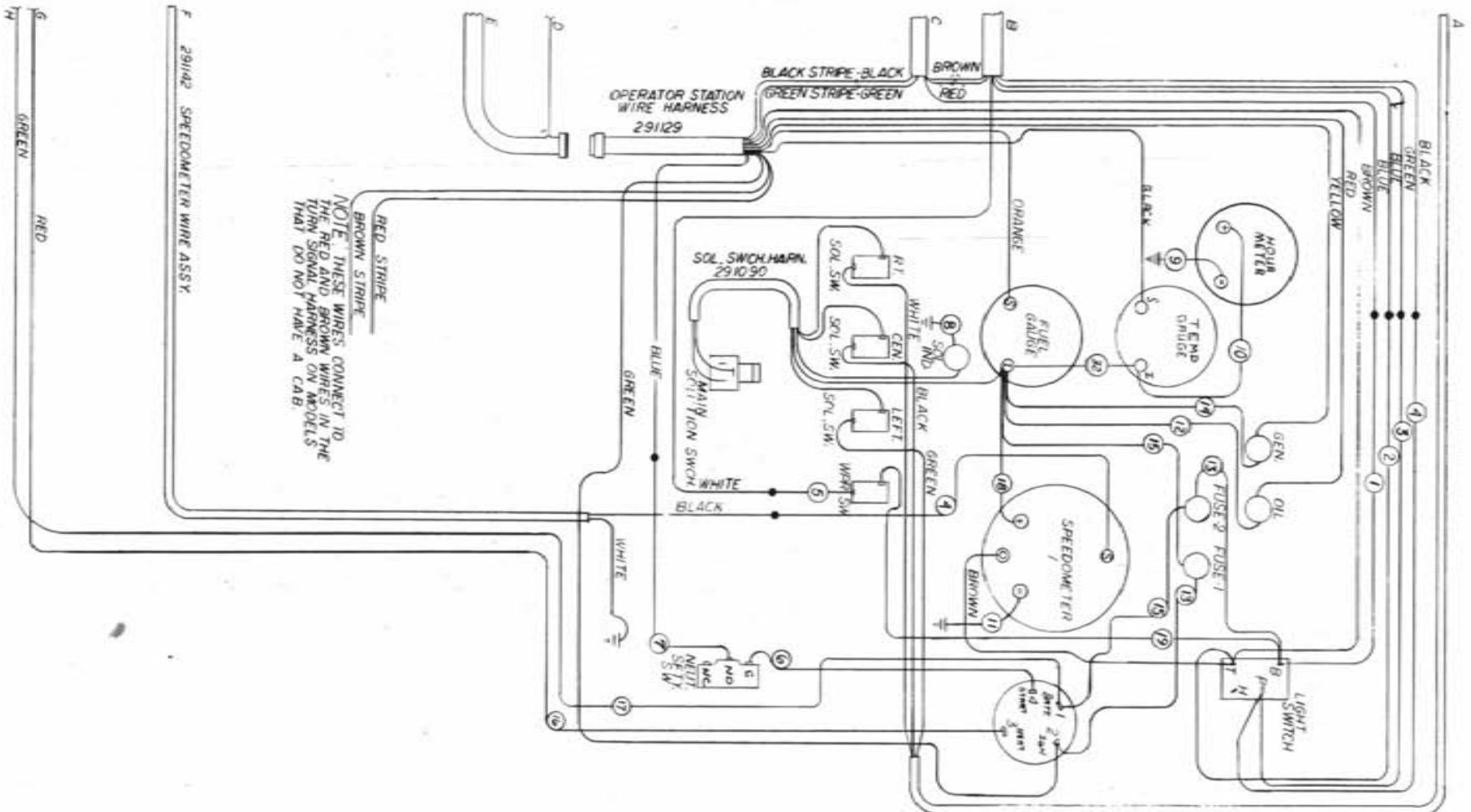
NOTE: THESE WIRES CONNECT TO THE RED AND BROWN WIRES IN THE TURN SIGNAL HARNESS ON MODELS THAT DO NOT HAVE A CAB.

33/291435	1/6 GA. YEL. X 6"
32/291447	1/4 GA. YELLOW X 8"
31/291109	1/4 GA. RED X 4"
30/291108	1/4 GA. BLACK X 4"
29/291107	1/4 GA. BLUE X 5"
28/291454	1/4 GA. X 17"
27/291278	1/8 GA. RED X 12"
26/291276	1/8 GA. BLUE X 14"
25/291441	1/4 GA. RED X 18"
24/291453	1/8 GA. BLUE X 5"
23/291277	1/8 GA. BLUE X 14"
22/291128	1/8" BATTERY CABLE
21/290711	GROUND STRAP
20/291741	1/8 GA. WHITE X 12"
19/291422	1/4 GA. RED X 12"
18/291484	1/4 GA. RED X 2.5"
17/291476	1/4 GA. RED X 14"
16/291460	1/4 GA. BLUE X 15.9"
15/291443	1/4 GA. RED X 10"
14/291442	1/4 GA. RED X 9"
13/291441	1/4 GA. GREEN X 9"
12/291440	1/4 GA. RED X 6"
11/291421	1/4 GA. GREEN X 6"
10/291420	1/4 GA. WHITE X 6"
9/291139	1/4 GA. WHITE X 16"
8/291138	1/4 GA. WHITE X 10"
7/291137	1/4 GA. BLUE X 6"
6/291136	1/4 GA. BLUE X 12"
5/291135	1/4 GA. WHITE X 5"
4/291134	1/4 GA. BLUE X 5"
3/291133	1/4 GA. BLACK X 5"
2/291132	1/4 GA. BLUE X 5"
1/291131	1/4 GA. BLUE X 10"

WIRING DIAGRAM - 8240 - GAS

498132





NOTE: THESE WIRES CONNECT TO THE RED AND BROWN WIRES IN THE TURN SIGNAL HARNESS ON MODELS THAT DO NOT HAVE A CAB.

27/	291435	1/2 GA. RED X 6"
31/	291109	1/4 GA. RED X 4"
26/	291108	1/4 GA. BLUE X 4"
29/	291107	1/4 GA. BLUE X 3"
21/	291147	1/4 GA. YELLOW X 8"
23/	290051	12" SALEMAR CABLE
20/	290052	56" BATTERY CABLE
21/	290111	GROUND STRAP
20/	291141	10 GA. WHITE X 185"
19/	291422	1/4 GA. RED X 12"
18/	291424	1/4 GA. RED X 2.5"
17/	291426	1/4 GA. RED X 10"
16/	291425	1/2 GA. RED X 130"
15/	291444	1/4 GA. RED X 10"
14/	291442	1/4 GA. RED X 9"
13/	291441	1/4 GA. GREEN X 9"
12/	291440	1/4 GA. RED X 6"
11/	291421	1/4 GA. GREEN X 16"
10/	291420	1/4 GA. WHITE X 6"
9/	291139	1/4 GA. WHITE X 16"
8/	291138	1/4 GA. WHITE X 10"
7/	291137	1/4 GA. BLUE X 6"
6/	291136	1/4 GA. BLUE X 12"
5/	291135	1/4 GA. WHITE X 5"
4/	291134	1/4 GA. GREEN X 5"
3/	291133	1/4 GA. BLUE X 5"
2/	291132	1/4 GA. BLUE X 10"
1/	291131	1/4 GA. BLUE X 10"

WIRING DIAGRAM - 8240 DIESEL

498133

# ABBREVIATIONS

A/C - Air Conditioner	MT - Mount
ADPTR - Adapter	MTR - Motor
AGI - Agitator	P/N - Part Number
ALT - Alternator	PLT - Plate
ASSY - Assembly	QTY - Quantity
BRKT - Bracket	RED - Reducer
DET - Detail	REF - Reference
DISPL - Displacement	REST - Restrictor
EL - Elbow	REQ - Required
EXT - Extension	SHFT - Shaft
FLO - Flow	SOL - Solution
FNPT - Female National Pipe Thread	STRG - Steering
FOR - Female O-ring	ST - Street
FRT - Front	SWIV - Swivel
HYD - Hydraulic	UNC - Unified National Course (Thread)
HYDRO - Hydrostatic	UNF - Unified National Fine (Thread)
LG - Long	V - Volt
LWR - Lower	W/ - With
MJIC - Male J. I. C.	WHL - Wheel
MOR - Male O-ring	WLD - Weldment

INDEX

A

Adaptor, Fan.....6  
 Agitator,  
   Impeller.....36  
   Jet.....40  
   Shaft.....36  
   Variable Flow Control.....33  
 Air Cleaner.....15  
   Band.....15  
   Clamp.....7  
   Filter.....15  
   Hose.....15  
 Air Conditioner,  
   Compressor.....9  
   Condensor.....9  
   Dryer.....9  
   Evaporator.....26  
   Housing Mount.....26  
 Air Intake.....13  
   Tube.....6,7,15  
 Air Slide.....26  
 Air Stack Cap.....15  
 Alternator.....5,6  
   Adjustment Arm.....6  
   Bushing.....4  
   Mount.....6  
   Sheave.....6  
   Spacer.....6  
   Anchor, Rubber Hook.....41  
   Angle, Cab Keeper.....24  
   Arm,  
     Extension.....7  
     Steering.....16,17  
     Wiper.....24

B

Back Panel.....41  
 Ball Joint.....25  
 Ball Valve.....37,39,40  
 Band,  
   Air Cleaner.....15  
   Tank.....40  
 Battery.....8  
   Box.....8  
   Cable.....7,8  
   Hold Down.....8  
   Support.....8  
 Bearing.....16,36  
   Cone.....16  
   Liner.....6,17

Bearing,

  Nylon.....43  
   Tank Gland.....36  
 Belt.....4,6,9  
 Beltng, Tan.....15  
 Blade, Wiper.....24  
 Brace,  
   Catwalk.....40  
   Step.....25  
 Bracket,  
   A/C Dryer.....9  
   Exhaust Pipe.....14  
   Feeder Tee.....43  
   Rear View Mirror.....28  
   Rubber Hook.....13,41  
   Throttle Cable.....7  
 Brake,  
   Cable.....18,25  
   Disc.....18  
   Lever.....25  
   Mount Hub.....18  
   Pad.....18  
   Retainer Clip.....18  
   Sensor Mount.....18  
   Break-Away Hinge.....42  
   Boom.....43  
   Break-Away Spring.....43  
   Hinge Pin.....42  
   Bushing,  
     Alternator.....4  
     Clevis.....43  
     Cylinder Mount.....42

C

Cab.....24  
   Door.....27  
   Glass.....24,27  
   Keeper Angle.....24  
   Roof.....26,28  
   Roof Gusset.....26  
 Cable,  
   Battery.....7,8  
   Brake.....18,25  
   Hydrostatic.....25  
   Mount, Throttle.....5  
   Solenoid.....4  
   Throttle.....25  
   Canopy.....28  
   Deflector Shield.....28  
   Cap,  
     Air Stack.....15  
     Fuel.....22

Cap,	
Pressure.....	23
Radiator.....	12
Rain.....	14
Steering Wheel.....	34
Carriage Pivot Pin.....	37, 40
Catalk.....	40
Cessna,	
Pump.....	11
3-Spool Valve.....	30
3-Spool Valve Mount.....	30
Chain, Safety.....	48
Choke Control.....	29
Clevis,	
Bushing.....	43
Hook.....	48
Cltp, Brake Retainer.....	18
Connector Link Cltp.....	30
Console.....	29
Control Head Hydrostatic.....	25
Cover,	
Front Hose.....	41
Plate, VFC.....	29
Steering Column.....	34
Work Light.....	24, 28
Cradle, Polytank.....	40
Crank Pulley.....	6
Crop,	
Guide.....	47
Shield.....	47
Cylinder,	
Fold.....	42, 45
Level.....	42, 45
Lift.....	42, 44
Mount Bushing.....	42
Mount, Fold.....	42
Steering.....	20
D	
Diffuser.....	23
Dimmer Switch.....	25
Dipstick, Oil.....	23
Disc,	
Brake.....	18
Friction.....	25
Speedometer Sensor.....	18
Door,	
Cab.....	27
Catch Slide.....	27
Panel Foam.....	27
Drain Cock.....	12
Drive, A/C.....	9

E	
Engine.....	4, 5, 6, 7
Hood.....	41
Hood Prop.....	41
Isolator.....	4
Mount.....	4, 6
Oil Cooler.....	5
Pad.....	25
Exhaust Pipe.....	14
Flange.....	14
Bracket.....	14
Extension, Slide Plate.....	41
Evaporator, Air Conditioner.....	26

F	
Fan,	
Adaptor.....	6
Spacer.....	6
Feeder Tee Mounting Bracket.....	43
Filler Ring.....	7
Filter,	
Air Cleaner.....	15
Element.....	23
Gresen.....	23
Michigan.....	23
Flasher Light.....	24, 28
Flasher Switch.....	34
Flow Control.....	10
Lever.....	33
Mount.....	33
Flow Divider.....	32
Foam.....	27, 28, 35
Fold Cylinder.....	42, 45
Keeper.....	42
Mount.....	42
Friction Disc.....	25
Front Leg.....	16, 17
Fuel,	
Gauge.....	29
Sender.....	22
Shut Off Connect.....	5
Shut Off Pivot.....	5
Tank.....	22
Fuse.....	29
Holder.....	29
G	
Gas Cap.....	22
Gasket,	
Charge Pump.....	11



Gasket,	
Receiver Plate.....	23
Tank Lid.....	37
Gauge,	
Fuel.....	29
Pressure.....	38
Temperature.....	29
Glass.....	24, 27
Governor.....	7
Control Rod.....	7
Mount.....	7
Grease Zerk.....	13, 17, 42
Gresen,	
Filter.....	23
Selector Valve.....	31
Grommet, Rubber.....	28, 43
Ground Strap.....	5, 8, 25
Gusset, Cab Roof.....	26

## H

Handle, 3-Spool Valve.....	30
Handrail,	
Engine Hood.....	41
Ladder.....	46
Hanger, Nozzle Mount Tube.....	42
Heat Shield.....	6, 14
Hinge,	
Break-Away.....	42
Pin-Boom.....	42
Hitch, Tow Bar.....	48
Hold Down, Battery.....	8
Holder, Fuse.....	29
Hood,	
Handrail.....	41
Engine.....	41
Prop, Engine.....	41
Hook,	
Clevis.....	48
Rubber.....	41
Hose,	
Air Cleaner.....	15
Cover, Front.....	41
Radiator.....	6
Shield, Front.....	41
Hour Meter.....	29
Hub.....	16
Brake Mount.....	18
Cap.....	16
Taper Lock.....	18
Torque.....	17, 18
Hydraulic,	
Manifold.....	10

## Hydraulic,

Motor.....	17, 18, 34, 36
Oil Tank.....	23
Relief Valve.....	10
Tube.....	10, 18
Hypro Pump.....	39
Hydrostatic,	
Cable.....	25
Pump.....	11
Hydrostatic Control,	
Head.....	25
Mount.....	25

## I

Ignition Switch.....	29
Impeller, Agitator.....	36
Indicator Light.....	29, 34
Sun Shield.....	29
Isolator, Engine.....	4

## J

Jet Agitator.....	40
Joint, Ball.....	25
Journal Bearing Liner.....	16, 17

## K

Keeper,	
Angle, Foam.....	24
Nozzle Tube.....	42
Plate.....	16, 17, 18
Knob.....	25, 26, 30, 33, 34, 37

## L

Ladder.....	46
Handrail.....	46
Leg,	
Front.....	16, 17
Rear.....	18
Level Cylinder.....	42, 45
Pivot.....	42
Pivot Mount.....	42
Lever,	
Brake.....	25
Flow Control.....	33
Throttle.....	25
Lid, Spray Tank.....	37
Liftarm.....	42
Mount.....	42
Lift Cylinder.....	42, 44

Light.....	24,28
Bracket Cover.....	24,28
Indicator.....	29,34
Switch.....	29
Line Diffuser.....	23
Line Strainer.....	38
Link, Valve Handle.....	30
Lower Screen.....	41

M

Manifold, Hydraulic.....	10
Meter, Hour.....	29
Michigan Filter.....	23
Micro Switch.....	25
Mirror, Rear View.....	24,28
Motor,	
Hydraulic.....	36
Mount.....	5,6
Mounting Plate.....	36
Steering.....	34
Wheel.....	17,18
Wiper.....	24
Mount,	
A/C Compressor.....	9
A/C Condensor.....	9
A/C Housing.....	26
Alternator.....	6
Brake.....	18
Fold Cylinder.....	42
Flow Control.....	33
Governor.....	7
Hydrostatic Cable.....	7
Hydrostatic Control.....	25
Hydrostatic Manifold.....	10
Level Cylinder Pivot.....	42
Liftarm.....	42
Nozzle Tube.....	42
Oil Cooler.....	12
Seat.....	25
Sight Gauge.....	46
Solution Solenoid.....	38
Start Solenoid.....	7
Tach Sensor.....	7
Throttle Cable.....	25
Tread Adjustment Bar.....	46
Mounting,	
Bracket, Feeder Tee.....	43
Bracket, Spade.....	41
Plate Tank.....	37,40
Socket.....	41
Muffler.....	14
Mullion.....	41

N

Nozzle Mount Tube.....	42
Hanger.....	42
Keeper.....	42
Nylon Bearing.....	43

O

Oil,	
Cooler.....	12
Dipstick.....	23
Pressure Sender.....	5
Tank.....	23
Tank Strap.....	23
Operator Station.....	25
Brace.....	25
Step.....	25
Output Shaft.....	7

P

Pad,	
Brake.....	18
Engine.....	25
Panel,	
Back.....	41
Outside Station.....	25
Rear.....	41
Screen Clip.....	41
Pin, Boom Hinge.....	42
Pivot Pin, Carrage.....	37,40
Plate, Receiver.....	23
Plug, Rubber.....	29
Poly Tank.....	40
Pressure,	
Cap.....	23
Gauge.....	38
Pump,	
Cessna.....	11
Control Lever Extension.....	11
Solution.....	39
Sundstrand.....	11

R

Radiator.....	12
Cap.....	12
Hose.....	5,6
Recovery Tank.....	12
Shroud.....	12
Rain,	
Cap.....	14

Rain, Shield.....	15
Rear, Leg.....	18
View Mirror.....	24, 28
View Mirror Bracket.....	28
Receiver, Plate.....	23
Plate Gasket.....	23
Retainer Clip, Brake.....	18
Rim, Wheel.....	19
Rubber, Boot.....	29
Grommet.....	28, 43
Hook.....	12, 41
Hook Anchor.....	12, 41
Hook Bracket.....	13, 41
Plug.....	29
Roof, Cab.....	26, 28
Foam.....	28

S

Safety, Chain.....	48
Walk.....	37
Seat.....	25
Mount.....	25
Selector Valve.....	31
Handle.....	31
Sender, Fuel.....	22
Oil Pressure.....	5
Temperature.....	5, 6
Sensor, Disc.....	18
Speedometer.....	18
Tach.....	7
Screen, Clip, Panel.....	41
Lower.....	41
Slide.....	41
Shaft, Agitator.....	36
Output.....	7
Shield, Canopy Deflector.....	25, 28
Front Hose.....	41
Heat.....	14
Rain.....	15
Tank.....	37, 40
Wheel Motor.....	18

Shroud Radiator.....	12
Side Plate Extension.....	41
Siderails.....	37, 40
Side Screen.....	41
Sight Gauge Hose Mount.....	46
Slide, Door Catch.....	27
Slow Moving Vehicle Sign.....	41
Socket, Mounting.....	41
Solenoid Cable.....	4
Solution, Solenoid Mount.....	38
Solenoid Valve.....	38
Variable Flow Control.....	33
Spacer, Alternator.....	6
Fan.....	6
Wiper.....	24
Spade Mounting Bracket.....	41
Speedometer.....	29
Spray Tank, Lid.....	37
Stainless Steel.....	37
Spring.....	25
Boom Break-Away.....	43
Stalk Guide.....	14, 47
Starter Solenoid.....	7
Mount.....	7
Station, Operator.....	25
Panel, Outside.....	25
Steering, Arm.....	16, 17
Column Cover.....	34
Cylinder.....	20
Motor.....	34
Wheel.....	34
Step, Operator Station.....	25
Strainer Line.....	38
Strap, Ground.....	5, 8, 25
Oil Tank.....	23
Sun Shield.....	29
Sundstrand, Drive.....	5
Pump.....	11
Wheel Motor.....	17, 18
Switch, Dimmer.....	25
Flasher.....	34
Ignition.....	29
Light.....	29
Micro.....	25
RPM & MPH.....	29

Switch, Toggle.....29,34

T

Taillight.....41  
Tack Sensor.....7  
Mount.....7  
Tan Belting.....15  
Tank,  
Band.....40  
Cradle.....40  
Fuel.....22  
Gland Bearing.....36  
Lid Gasket.....37  
Oil.....23  
Poly.....40  
Radiator Recovery.....12  
Shield.....37,40  
Stainless Steel.....37  
Temperature,  
Gauge.....29  
Sender.....5,6  
Throttle Cable.....25  
Bracket.....7  
Mount.....25  
Throttle Lever.....25  
Throttle Stop.....29  
Tie Angle.....14  
Tie Plate.....14  
Tie Rod Assembly.....21  
Tire.....19  
Toggle Switch.....29,34  
Torque Hub.....17,18  
Tow Bar Hitch.....48  
Transom.....42  
Tread Adjustment.....46  
Tube,  
Air Intake.....7,15  
Hydraulic.....10,18  
Nozzle Mount.....42

V

Valve,  
Ball.....37,39,40  
Gresen Selector.....31  
Handle.....30,31  
Handle Link.....30  
Hydraulic Relief.....10  
3-Spool.....30  
Solution Solenoid.....38

Variable Flow Control,  
Agitator.....33  
Cover Plate.....33  
Solution.....33

W

Water Trap Mount.....4  
Wheel,  
Cap, Steering.....34  
Motor Shield.....18  
Steering.....34  
Wiper,  
Arm.....24  
Blade.....24  
Motor.....24

Z

Zerk, Grease.....13,17,42